2020/2021 BUDGET

Village of Romeoville

Where Community Matters

2020-2021 Final Budget

Village of Romeoville

FINAL BUDGET

2020-2021

Village of Romeoville

MAYOR
John Noak

TRUSTEES
Linda Palmiter
Jose (Joe) Chavez
Brian A. Clancy Sr.
Dave Richards
Ken Griffin
Lourdes Aguirre

VILLAGE CLERK
Dr. Bernice E. Holloway

VILLAGE MANAGER
Steve Gulden

FINANCE DIRECTOR
Kirk Openchowski

BUDGET SUMMARY

VILLAGE OF ROMEOVILLE
BUDGET COMPARISON FY 2020-21 VS 2019-20

	FISCAL YEAR 2020-21	FISCAL YEAR 2019-20	Increase (Decrease)	Percent Change
REVENUES BY CATEGORY				
Property Taxes	15,344,300	15,183,800	160,500	1%
TIF Property Taxes	5,046,300	4,564,400	481,900	11%
Other Taxes	34,841,100	32,658,400	2,182,700	7%
Grants	5,743,300	254,800	5,488,500	2154%
Licenses & Permits	2,182,500	1,914,500	268,000	14%
Fines	439,000	461,500	(22,500)	-5%
Fees for Services	28,805,300	28,545,200	260,100	1%
Miscellaneous	8,336,500	7,172,700	1,163,800	16%
Transfers	17,220,000	17,023,500	196,500	1%
Bond Proceeds	-	-	-	0%
Fund Balance	46,657,000	21,780,000	24,877,000	114%
Total Revenues	**164,615,300**	**129,558,800**	**35,056,500**	**27%**
EXPENDITURES BY CATEGORY				
Salaries & Benefits	36,552,100	34,999,700	1,552,400	4%
Contractual	22,277,700	20,597,400	1,680,300	8%
Commodities	4,337,800	4,133,100	204,700	5%
Capital Outlay	59,105,700	34,135,800	24,969,900	73%
Debt Service	15,585,800	10,603,800	4,982,000	47%
Transfers	17,220,000	17,023,500	196,500	1%
Other	9,536,200	8,065,500	1,470,700	18%
	164,615,300	**129,558,800**	**35,056,500**	**27%**
BUDGET BY FUND				
General Fund	59,204,400	57,115,900	2,088,500	4%
Motor Fuel Tax	1,733,100	1,165,000	568,100	49%
Local MFT Fund	1,185,000	1,080,000	105,000	10%
Recreation	8,043,000	6,298,700	1,744,300	28%
Recreation Athletic Center	790,800	895,000	(104,200)	-12%
Recreation RET Fund	2,701,000	1,062,600	1,638,400	154%
Debt Service Funds	8,926,800	6,084,600	2,842,200	47%
Bond & District Funds	13,175,000	7,121,500	6,053,500	85%
TIF Construction Funds	30,991,600	8,715,100	22,276,500	256%
Water and Sewer Funds	30,804,900	33,330,400	(2,525,500)	-8%
Pension Funds	7,059,700	6,690,000	369,700	6%
Total Budget	**164,615,300**	**129,558,800**	**35,056,500**	**27%**

VILLAGE OF ROMEOVILLE
Budgeted Revenues
Fiscal Year 2020-21

	Property Taxes	Other Taxes	Grants	Licenses & Permits	Fines	Fees for Services	Miscellaneous	Transfers	Bond Proceeds	Fund Balance	Total
General Fund	12,251,600	30,693,000	374,100	2,182,500	439,000	7,126,000	2,908,200	3,230,000	-		59,204,400
Motor Fuel Tax		1,693,100					40,000		-		1,733,100
Local MFT Fund		1,185,000							-		1,185,000
Recreation	3,092,700	560,000	382,800			921,000	590,300	1,596,200		900,000	8,043,000
Recreation RET Fund		500,000	1,986,400			6,000			-	208,600	2,701,000
Rec Athletic & Event Center						783,300	7,500		-		790,800
Debt Service Fund								6,151,600		2,775,200	8,926,800
2002 A Construction									-		-
2001 A Construction Fund									-	735,000	735,000
2004 Construction Fund										350,000	350,000
Downtown TIF Construction	705,000						50,000	3,027,500	-	20,887,400	24,669,900
Marquette TIF Construction	3,460,000						15,000		-	1,399,900	4,874,900
Romeo Road TIF	31,300						4,700				36,000
Upper Gateway TIF North	200,000						800				200,800
Lower Gateway South TIF	50,000										50,000
Independence Road IT	90,000							560,000			650,000
Bluff Road TIF	500,000										500,000
Normantown Road TIF	10,000										10,000
Normantown Rd Business Dist.		210,000									210,000
Airport Road TIF											-
Facility Construction Fund			3,000,000				80,000			8,800,000	11,880,000
Water & Sewer Fund						19,969,000	235,000		-	10,600,900	30,804,900
Police Pension							3,695,000	2,194,900		-	5,889,900
Fire Pension	-	-	-	-	-	-	710,000	459,800	-	-	1,169,800
	$ 20,390,600	$ 34,841,100	$ 5,743,300	$ 2,182,500	$ 439,000	$ 28,805,300	$ 8,336,500	$ 17,220,000	$ -	$ 46,657,000	$ 164,615,300

VILLAGE OF ROMEOVILLE
Budgeted Expenditures
For Fiscal Year 2020-21

	Salaries	Contractual	Commodities	Capital Outlay	Debt Service	Transfers	Other	Total
General Fund								
Mayor's Office	$ 159,600	$ 20,000	$ 8,100	$ -				$ 187,700
Administration	1,698,700	4,357,700	80,500	624,000	125,000			6,885,900
Clerk's Office	127,400	21,000	400					148,800
General Village Board	258,100	11,500	112,000					381,600
Finance	1,053,900	125,500	205,800				19,000	1,404,200
CSD	1,112,000	75,100	46,500					1,233,600
Public Works	3,605,800	5,686,000	661,000	3,750,000				13,702,800
Fire	5,812,600	449,700	464,300	296,000	304,200	459,800		7,786,600
Police	11,234,000	1,571,500	204,000	278,000	375,000	2,194,900	11,000	15,868,400
REMA	23,800	93,000	21,500	225,000				363,300
Police & Fire Comm.	20,100	58,500	2,000					80,600
Transfers	15,000	-	-	-	-	7,533,500	3,612,400	11,160,900
Total General Fund	25,121,000	12,469,500	1,806,100	5,173,000	804,200	10,188,200	3,642,400	59,204,400
Motor Fuel Tax		665,000	550,000				518,100	1,733,100
Local Motor Fuel Tax				800,000			385,000	1,185,000
Recreation	3,736,500	991,800	601,400	2,430,000	9,000	14,300	260,000	8,043,000
Recreation RET Fund				2,483,000		200,000	18,000	2,701,000
Rec Athletic & Event Center	439,000	325,000	26,800	-				790,800
Debt Service Fund					8,926,800			8,926,800
2002 A Construction								-
2001 A Construction				735,000				735,000
2004 Construction Fund				350,000				350,000
Downtown TIF		1,343,500		20,390,700	2,935,700			24,669,900
Marquette TIF Construction		1,187,400		100,000		3,587,500		4,874,900
Romeo Road TIF		36,000						36,000
Upper Gateway TIF North		20,000			180,800			200,800
Lower Gateway South TIF		50,000						50,000
Independence Road IT				650,000			-	650,000
Bluff Road TIF		360,000					140,000	500,000
Normantown Road TIF							10,000	10,000
Normantown Rd Business Dist.							210,000	210,000
Airport Road TIF								-
Facility Construction Fund				11,880,000				11,880,000
Water & Sewer Fund								
Finance	399,400	169,000	48,000		2,729,300	3,230,000	603,000	7,178,700
Public Works Administration	-	684,000	12,500	62,000				758,500
Public Works Water Distrib.	1,456,000	1,519,000	1,025,000	3,487,000				7,487,000
Public Works Sewage Treat.	1,140,900	1,541,500	206,000	-				2,888,400
Public Works Sewage Coll.	594,300	421,000	47,000	365,000				1,427,300
Public Works - Engineering	865,000							865,000
Series 2019 Bonds	-	-	-	10,200,000	-	-	-	10,200,000
Total Water & Sewer Fund	4,455,600	4,334,500	1,338,500	14,114,000	2,729,300	3,230,000	603,000	30,804,900
Police Pension	2,350,000	440,000					3,099,900	5,889,900
Fire Pension	450,000	55,000	15,000	-	-	-	649,800	1,169,800
Total Pension Funds	2,800,000	495,000	15,000	-	-	-	3,749,700	7,059,700
Total All Funds	$ 36,552,100	$ 22,277,700	$ 4,337,800	$ 59,105,700	$ 15,585,800	$ 17,220,000	$ 9,536,200	$ 164,615,300

Village of Romeoville
Village Revenues - All Funds
Fiscal Year 2020-21

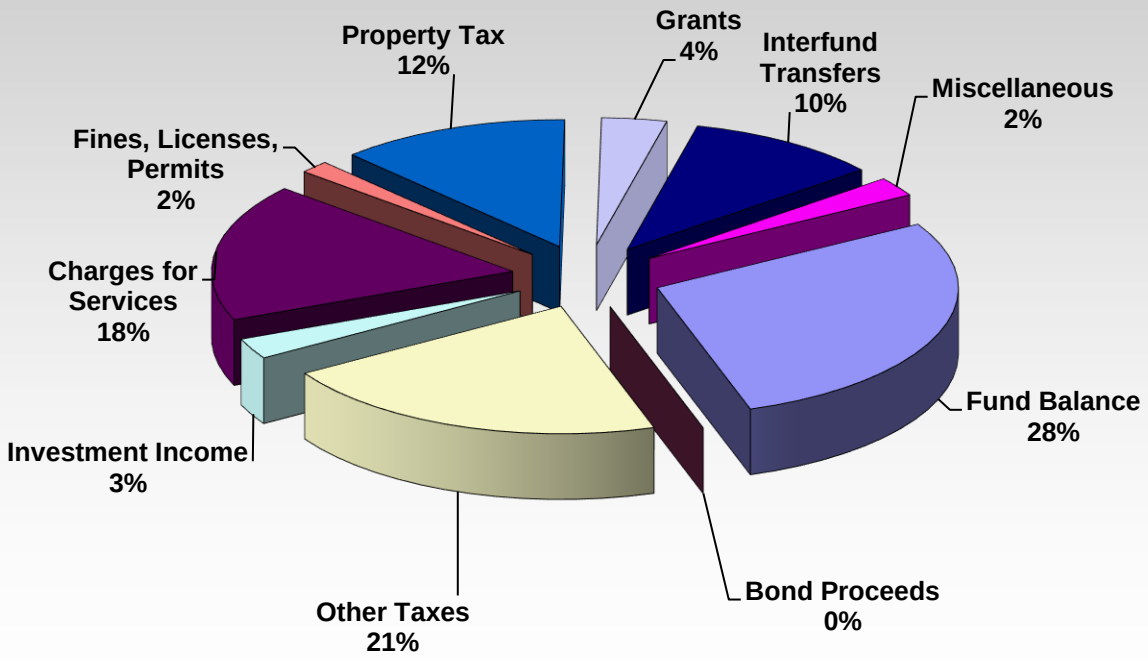

Fund Balance	$ 46,657,000	1
Bond Proceeds	-	2
Other Taxes	34,841,100	3
Investment Income	4,304,700	4
Charges for Services	28,805,300	5
Fines, Licenses, Permits	2,621,500	6
Property Tax	20,390,600	7
Grants	5,743,300	8
Interfund Transfers	17,220,000	9
Miscellaneous	4,031,800	10
Total	$ 164,615,300	

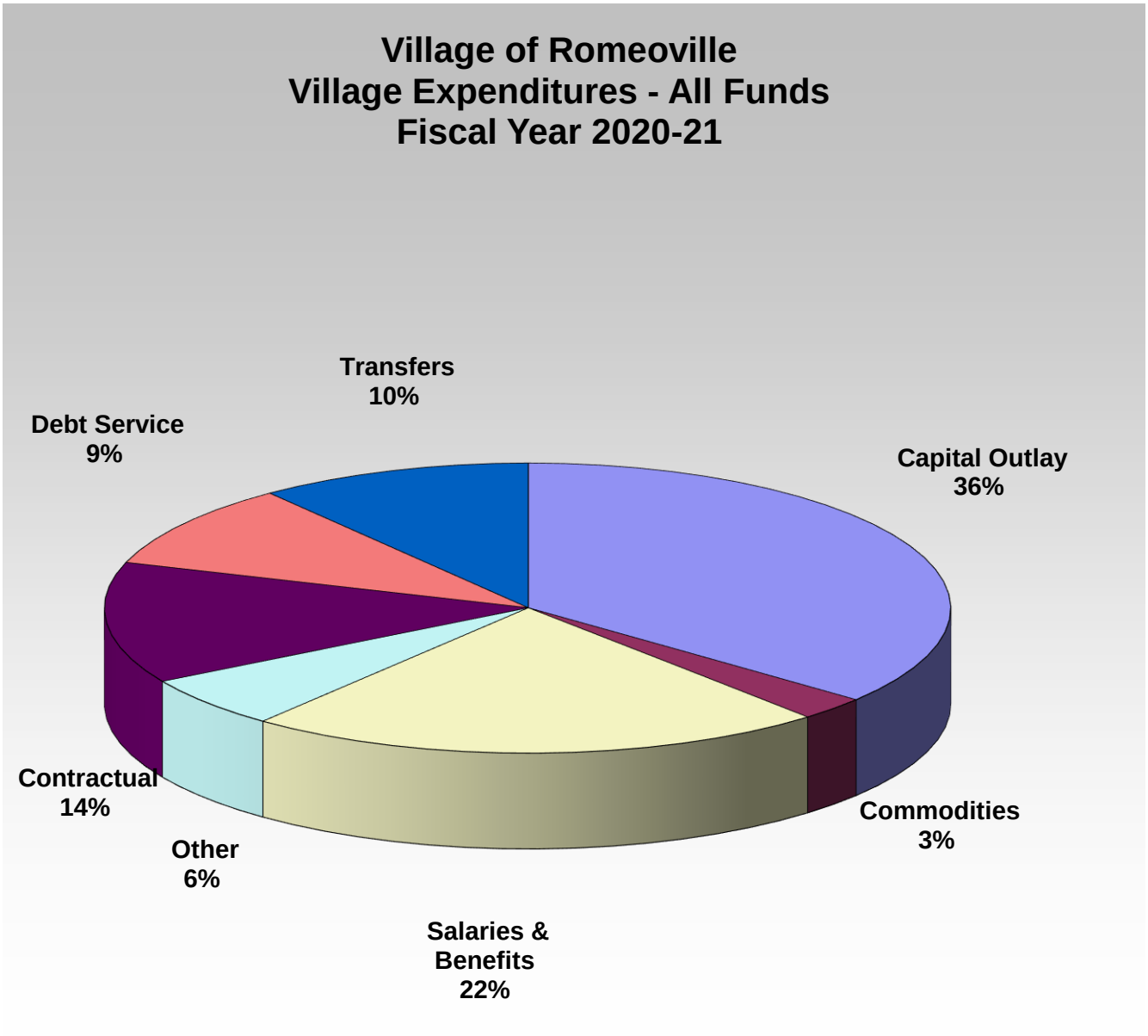

Capital Outlay	$ 59,105,700
Commodities	4,337,800
Salaries & Benefits	36,552,100
Other	9,536,200
Contractual	22,277,700
Debt Service	15,585,800
Transfers	17,220,000
Total	$ 164,615,300

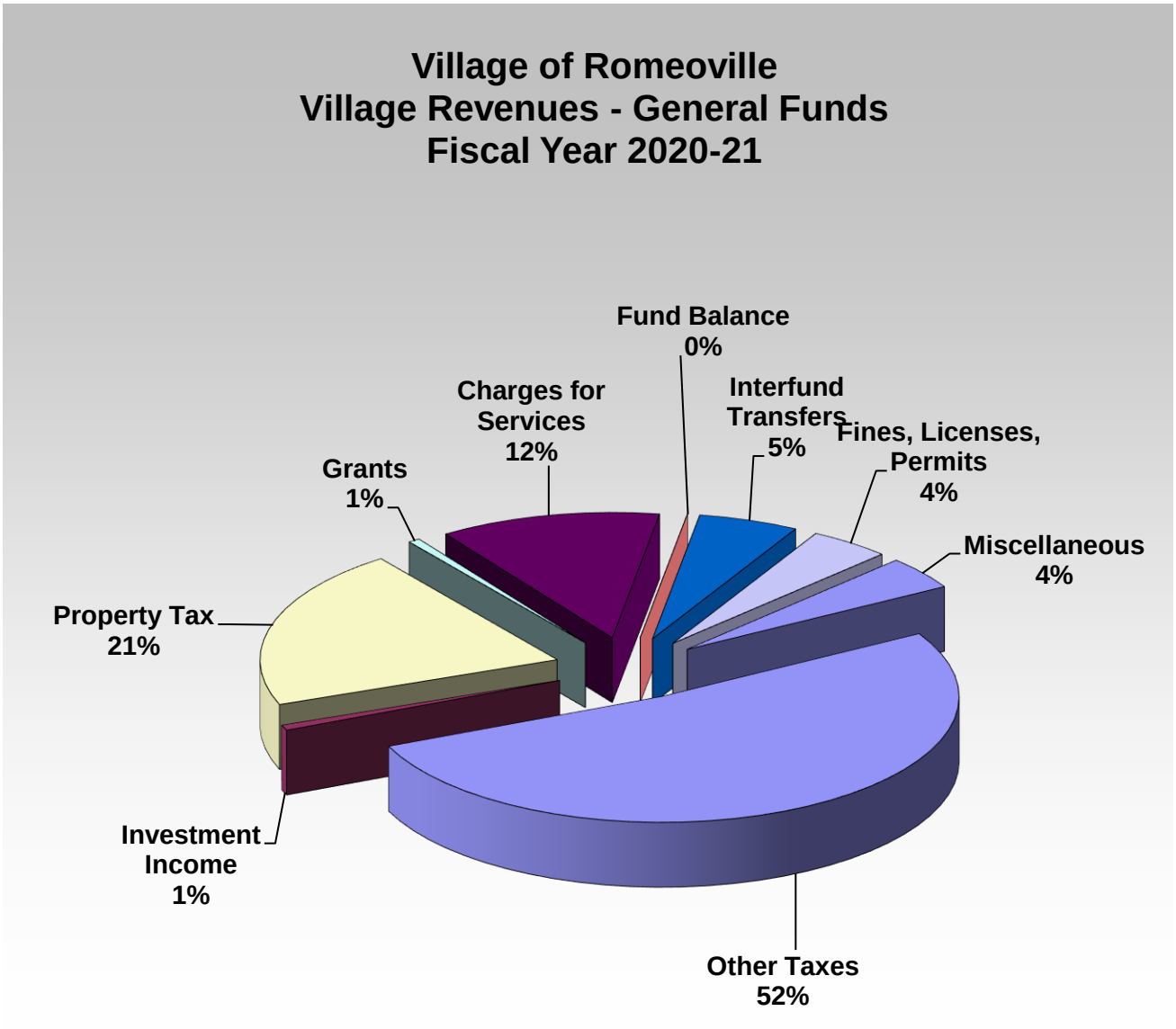

Other Taxes	30,693,000
Investment Income	400,000
Property Tax	12,251,600
Grants	374,100
Charges for Services	7,126,000
Fund Balance	-
Interfund Transfers	3,230,000
Fines, Licenses, Permits	2,621,500
Miscellaneous	2,508,200
Total	$ 59,204,400

Village Expenditures - By Department
Village of Romeoville
General Corporate Fund
Fiscal Year 2020-21

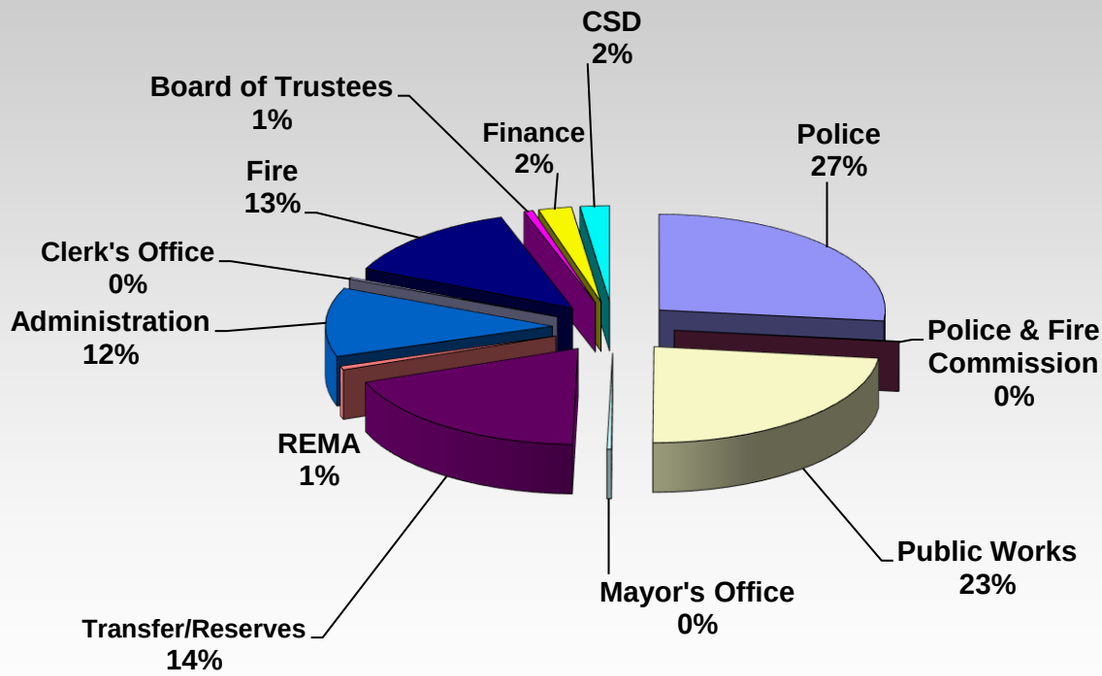

Police	$ 15,868,400
Police & Fire Commission	80,600
Public Works	13,702,800
Mayor's Office	187,700
Transfer/Reserves	11,160,900
REMA	363,300
Administration	6,885,900
Clerk's Office	148,800
Fire	7,786,900
Board of Trustees	381,600
Finance	1,404,200
CSD	1,233,600
Total	$ 59,204,700

VILLAGE OF ROMEOVILLE
Revenue Budget Comparison by Fund
Fiscal Year 2020-21

Department	FY 2020-21	FY 2019-20	Increase (Decrease)	
General Fund				
Property Taxes	$ 12,251,600	$ 12,327,600	$ (76,000)	-1%
Other Taxes	30,693,000	29,307,700	1,385,300	5%
Grants	374,100	254,800	119,300	47%
Licenses & Permits	2,182,500	1,914,500	268,000	14%
Fines	439,000	461,500	(22,500)	-5%
Fees for Services	7,126,000	6,895,900	230,100	3%
Miscellaneous	2,908,200	2,577,900	330,300	13%
Transfers	3,230,000	3,376,000	(146,000)	-4%
Fund Balance	-	-	-	0%
Total General Fund	**$ 59,204,400**	**$ 57,115,900**	**$ 2,088,500**	4%
Motor Fuel Tax				
Other Taxes	$ 1,693,100	$ 1,085,700	$ 607,400	56%
Grants	-	-	-	0%
Miscellaneous	40,000	30,000	10,000	33%
Fund Balance	-	49,300	(49,300)	-100%
Total Motor Fuel Tax	**$ 1,733,100**	**$ 1,165,000**	**$ 568,100**	49%
Local MFT Funds				
Other Taxes	$ 1,185,000	$ 1,080,000	$ 105,000	10%
Miscellaneous	-	-	-	0%
Grants	-	-	-	0%
Fund Balance	-	-	-	0%
Total Debt Service Funds	**$ 1,185,000**	**$ 1,080,000**	**$ 105,000**	10%
Debt Service Funds				
Property Taxes	$ -	$ -	$ -	0%
Miscellaneous	-	-	-	0%
Transfers	6,151,600	6,084,600	67,000	1%
Fund Balance	2,775,200	-	2,775,200	N/A
Total Debt Service Funds	**$ 8,926,800**	**$ 6,084,600**	**$ 2,842,200**	47%
TIF Project Funds				
Property Taxes	$ 5,046,300	$ 4,564,400	$ 481,900	11%
Miscellaneous	70,500	22,200	48,300	218%
Grants	-	-	-	0%
Fees for Services	-	-	-	0%
Bond Proceeds	-	-	-	0%
Transfers	3,587,500	1,355,200	2,232,300	165%
Fund Balance	22,287,300	2,773,300	19,514,000	704%
Total TIF Projects	**$ 30,991,600**	**$ 8,715,100**	**$ 22,276,500**	**256%**
Bond & District Project Funds				
Other Taxes	$ 210,000	$ 205,000	$ 5,000	2%
Miscellaneous	80,000	50,000	30,000	60%
Grants	3,000,000	-	3,000,000	N/A
Transfers	-	2,056,500	(2,056,500)	-100%
Bond Proceeds	-	-	-	0%
Fund Balance	9,885,000	4,810,000	5,075,000	106%
Total Bond Projects	**$ 13,175,000**	**$ 7,121,500**	**$ 6,053,500**	**85%**

VILLAGE OF ROMEOVILLE
Revenue Budget Comparison by Fund
Fiscal Year 2020-21

Department	FY 2020-21	FY 2019-20	Increase (Decrease)	
Recreation				
Property Taxes	$ 3,092,700	$ 2,856,200	$ 236,500	8%
Other Taxes	560,000	530,000	30,000	6%
Grants	382,800	-	382,800	N/A
Fees for Services	921,000	1,013,300	(92,300)	-9%
Miscellaneous	590,300	187,600	402,700	215%
Transfers	1,596,200	1,596,200	-	0%
Fund Balance	900,000	115,400	784,600	680%
Total Recreation	**$ 8,043,000**	**$ 6,298,700**	**$ 1,744,300**	**28%**
Rec Athletic & Event Center				
Other Taxes	$ -	$ -	$ -	0%
Grants	-	-	-	0%
Fees for Services	783,300	830,000	(46,700)	-6%
Miscellaneous	7,500	65,000	(57,500)	-88%
Bond Proceeds	-	-	-	0%
Fund Balance	-	-	-	0%
Total Recreation RET Fund	**$ 790,800**	**$ 895,000**	**$ (104,200)**	-12%
Recreation RET Fund				
Other Taxes	$ 500,000	$ 450,000	$ 50,000.0	11%
Grants	1,986,400	-	1,986,400	#DIV/0!
Fees for Services	6,000	6,000	-	0%
Miscellaneous	-	-	-	0%
Bond Proceeds	-	-	-	0%
Fund Balance	208,600	606,600	(398,000)	-66%
Total Recreation RET Fund	**$ 2,701,000**	**$ 1,062,600**	**$ 1,638,400**	**154%**
Water and Sewer				
Fees for Services	$ 19,969,000	$ 19,800,000	$ 169,000	1%
Miscellaneous	235,000	105,000	130,000	124%
Bond Proceeds	-	-	-	0%
Fund Balance	10,600,900	13,425,400	(2,824,500)	-21%
Total Water and Sewer	**$ 30,804,900**	**$ 33,330,400**	**$ (2,525,500)**	**-8%**
Pension Funds				
Transfers	$ 2,654,700	$ 2,555,000	$ 99,700	4%
Miscellaneous	4,405,000	4,135,000	270,000	7%
Total Pension Funds	**$ 7,059,700**	**$ 6,690,000**	**$ 369,700**	**6%**
Total Revenues	**$ 164,615,300**	**$ 129,558,800**	**$ 35,056,500**	**27%**
Less Interfund Transfers	17,220,000	17,023,500	$ 196,500	1%
Less Bond Proceeds	0	0	-	0%
Less Fund Balance	46,657,000	21,780,000	24,877,000	114%
Total "True" Revenues	**$ 100,738,300**	**$ 90,755,300**	**$ 9,983,000**	11%

VILLAGE OF ROMEOVILLE
Expenditure Budget Comparison by Fund
Fiscal Year 2020-21

Department	FY 2019-20	FY 2019-20	Increase (Decrease)	
General Fund				
Mayor's Office	$ 187,700	$ 180,200	$ 7,500	4%
Administration	6,885,900	6,262,800	623,100	10%
Clerk's Office	148,800	145,100	3,700	3%
Village Board	381,600	377,600	4,000	1%
Finance	1,404,200	1,392,700	11,500	1%
CSD	1,233,600	1,150,700	82,900	7%
Public Works	13,702,800	13,662,600	40,200	0%
Fire	7,786,900	7,477,800	309,100	4%
Police	15,868,400	14,749,600	1,118,800	8%
REMA	363,300	668,100	(304,800)	-46%
Police & Fire Commission	80,600	80,600	-	0%
Transfers/Reserves	11,160,900	10,968,100	192,800	2%
Total General Fund	**$ 59,204,700**	**$ 57,115,900**	**$ 2,088,800**	4%
Motor Fuel Tax				
Motor Fuel Tax	$ 1,733,100	$ 1,165,000	$ 568,100	49%
Local Motor Fuel Tax				
Motor Fuel Tax	$ 1,185,000	$ 1,080,000	$ 105,000	10%
Debt Service Funds				
Debt Service Funds	$ 8,926,800	$ 6,084,600	$ 2,842,200	47%
TIF Project Funds				
Marquette TIF	$ 4,874,900	$ 3,575,000	$ 1,299,900	36%
Romeo Road TIF	$ 36,000	$ 40,000	$ (4,000)	-10%
Upper Gateway TIF North	$ 200,800	$ 251,600	$ (50,800)	-20%
Lower Gateway South TIF	$ 50,000	$ 5,000	$ 45,000	900%
Independence Road IT	$ 650,000	$ 610,000	$ 40,000	7%
Bluff Road TIF	$ 500,000	$ 410,000	$ 90,000	22%
Normantown Road TIF	$ 10,000	$ 10,000	$ -	0%
Airport Road TIF	$ 0	$ 0	$ -	0%
Downtown TIF	$ 24,669,900	$ 3,813,500	20,856,400	547%
Total TIF Projects	**$ 30,991,600**	**$ 8,715,100**	**$ 22,276,500**	**256%**
Bond & District Funds				

VILLAGE OF ROMEOVILLE
Expenditure Budget Comparison by Fund
Fiscal Year 2020-21

Department	FY 2019-20	FY 2019-20	Increase (Decrease)	
2002 Bonds	$ -	$ -	$ -	0%
2001 Bonds	735,000	60,000	675,000	1125%
2004 Bonds	350,000	100,000	250,000	250%
Normantown Rd Business Dist.	210,000	205,000	5,000	2%
Facility Construction	11,880,000	6,756,500	5,123,500	76%
Total Bond Projects	**$ 13,175,000**	**$ 7,121,500**	**$ 6,053,500**	**85%**
Recreation				
Recreation	$ 8,043,000	$ 6,298,700	$ 1,744,300	28%
Rec Athletic & Event Center				
Recreation RET Fund	$ 790,800	$ 895,000	$ (104,200)	-12%
Recreation RET Fund				
Recreation RET Fund	$ 2,701,000	$ 1,062,600	$ 1,638,400	154%
Water and Sewer				
Finance	$ 3,948,700	$ 2,831,700	$ 1,117,000	39%
Transfers	3,230,000	3,376,000	(146,000)	-4%
Public Works	23,626,200	27,122,700	(3,496,500)	-13%
Total Water and Sewer	**$ 30,804,900**	**$ 33,330,400**	**$ (2,525,500)**	**-8%**
Pension Funds				
Police Pension	$ 5,889,900	$ 5,600,000	$ 289,900	5%
Fire Pension	1,169,800	1,090,000	79,800	7%
Total Pension Funds	**$ 7,059,700**	**$ 6,690,000**	**$ 369,700**	**6%**
Total Expenditures	**$ 164,615,600**	**$ 129,558,800**	**$ 35,056,800**	**27%**
Less Interfund Transfers	17,220,000	17,023,500	$ 196,500	1%
Total "True" Expenditures	**$ 147,395,600**	**$ 112,535,300**	**$ 34,860,300**	**31%**
Total Operating Expenditures*	**$ 87,926,800**	**$ 81,778,700**	**$ 6,148,100**	**8%**

(Excludes Bond Funded Projects, Pension Funds, Interfund Transfers, Fund Balance Projects)

VILLAGE OF ROMEOVILLE

Summary of Budgeted Revenues and Expenditures

For the Year Ending April 30, 2021

	Budget FY 2020-21			Estimated Fund Balances	
Fund	**Revenues**	**Expenditures**	**Surplus (Deficit)**	**4/30/20**	**4/30/21**
Corporate	$ 59,204,400	$ 59,204,400	-	31,629,843	$ 31,629,843
Recreation	7,143,000	8,043,000	(900,000)	2,545,111	1,645,111
Recreation RET Fund	2,492,400	2,701,000	(208,600)	983,379	774,779
Rec Athletic & Event Center	790,800	790,800	-	(63,128)	(63,128)
Total	69,630,600	70,739,200	(1,108,600)	35,095,205	33,986,605
Motor Fuel Tax	1,733,100	1,215,000	518,100	2,109,152	2,627,252
Local MFT Fund	1,185,000	800,000	385,000	286,602	671,602
Debt Service Fund	6,151,600	8,926,800	(2,775,200)	2,875,371	100,171
2002 A Construction	-	-	-	(0)	(0)
2001 A Construction	-	735,000	(735,000)	890,038	155,038
Downtown TIF Construction	3,782,500	24,669,900	(20,887,400)	20,887,431	31
Marquette TIF Construction	3,475,000	4,874,900	(1,399,900)	2,113,894	713,994
Romeo Road TIF Fund	36,000	36,000	-	345,326	345,326
Upper Gateway TIF North	200,800	200,800	-	362	362
Lower Gateway South TIF	50,000	50,000	-	162	162
Independence Road TIF	650,000	650,000	-	2,800	2,800
Bluff Road TIF	500,000	360,000	140,000	134,900	274,900
Normantown Road TIF	10,000	-	10,000	-	10,000
Normantown Rd Business Dist.	210,000	-	210,000	164,400	374,400
Airport Road TIF	-	-	-	-	-
2004 Bond Construction Fund	-	350,000	(350,000)	907,125	557,125
Facility Construction	3,080,000	11,880,000	(8,800,000)	8,824,780	24,780
Total	21,064,000	54,748,400	(33,684,400)	39,542,343	5,857,943
Water & Sewer	20,204,000	30,804,900	(10,600,900)	18,812,023	8,211,123
Police Pension*	5,889,900	2,790,000	3,099,900	47,230,489	50,330,389
Fire Pension*	1,169,800	520,000	649,800	10,460,240	11,110,040
	7,059,700	3,310,000	3,749,700	57,690,729	61,440,429
Total (***Memorandum Only)***	$ 117,958,300	$ 159,602,500	$ (41,644,200)	$ 151,140,300	$ 109,496,100

* Expenditures exclude budgeted reserves for future benefits, future projects and fund balance increase.

BUDGET SUPPLEMENTS

BUDGET SUPPLEMENTS

1. Property Tax Extension Comparison
2. Budget Calendar
3. FY 2020-21 Budgeted Personnel Requests
4. FY 2020-21 Budgeted Capital Requests
5. Water & Sewer Fund – Fund Balance Projects
6. Category Comparison – FY 2019-20 vs. FY 2020-21
7. Category Comparison – FY 2020-21 Original vs. Proposed Budget
8. Five Year General Corporate Forecast
9. Ten Year Water & Sewer Fund Forecast
10. Non-Monetary and Other Projects and Programs
11. FY 2020-21 Street Resurfacing Schedule
12. Estimated Fund Balances

VILLAGE OF ROMEOVILLE
PROPERTY TAX EXTENSION COMPARISON
2018 ACTUAL EXTENSION VS 2019 EXTENSION
1.2115 - 2018 Levy Plus Growth Dollars

	ACTUAL 2018 TAX BILL				ACTUAL 2019 TAX BILL			
VILLAGE WIDE LEVY	ACTUAL 2018 LEVY	PERCENT TAX BILL	TAX RATE 100 EAV	@ $ 62,770	ESTIMATED 2019 LEVY	PERCENT TAX BILL	TAX RATE 100 EAV	@ $ 64,195
CORPORATE FUND	4,067,099	27.31%	0.3193	200.42	3,852,167	25.67%	0.2934	188.35
PLAYGROUND	2,602,281	17.47%	0.2043	128.24	2,829,387	18.85%	0.2155	138.34
GARBAGE DISPOSAL	610,128	4.10%	0.0479	30.07	610,517	4.07%	0.0465	29.85
SOCIAL SECURITY	1,300,504	8.73%	0.1021	64.09	1,301,124	8.67%	0.0991	63.62
TORT/LIABILITY INSURANCE	1,401,130	9.41%	0.1100	69.05	1,400,907	9.33%	0.1067	68.50
POLICE PENSION FUND	2,104,243	14.13%	0.1652	103.70	2,195,236	14.63%	0.1672	107.33
POLICE PROTECTION FUND	570,642	3.83%	0.0448	28.12	571,129	3.81%	0.0435	27.92
AUDIT	40,760	0.27%	0.0032	2.01	40,701	0.27%	0.0031	1.99
STREET AND BRIDGE	315,891	2.12%	0.0248	15.57	315,106	2.10%	0.0240	15.41
BOND AND INTEREST	-	0.00%	0.0000	-	-	0.00%	0.0000	-
SPECIAL RECREATION LEVY	254,751	1.71%	0.0200	12.55	262,588	1.75%	0.0200	12.84
TOTAL VILLAGE WIDE LEVY	13,267,429	89.09%	1.0416	653.81	13,378,862	89.15%	1.0190	654.15
FIRE SERVICE AREA LEVY								
FIRE PENSION	451,006.93	3.03%	0.0548	34.40	460,185	3.07%	0.0544	34.92
FIRE PROTECTION	364,591.37	2.45%	0.0443	27.81	362,903	2.42%	0.0429	27.54
AMBULANCE	809,014.26	5.43%	0.0983	61.70	805,324	5.37%	0.0952	61.11
TOTAL FIRE SERVICE AREA LEVY	1,624,612.57	10.91%	0.1974	123.91	1,628,412	10.85%	0.1925	123.58
TOTAL COMBINED LEVY	14,892,041	100.00%	1.2390	777.72	15,007,274	100.00%	1.2115	777.72

	ACTUAL	Estimated	ACTUAL DOLLAR CHANGE	ACTUAL PERCENT CHANGE
VILLAGE WIDE EAV	1,273,754,659	1,312,940,380	39,185,721	3.08%
FIRE SERVICE AREA EAV	823,005,355	845,928,291	22,922,936	2.79%
TYPICAL HOME MARKET VALUE	188,310	192,585	4,275	2.27%
TOTAL LEVY	14,892,041	15,007,274	115,233	0.77%
COST TO TYPICAL HOMEOWNER	777.72	777.72	0	0.00%

BUDGET CALENDAR

NOVEMBER 1, 2019:	Budget Packets are delivered electronically to the Department Directors. These packets include the Budget Manual and forms for each department's preliminary budget submissions.
DECEMBER 27, 2019:	Department Directors submit preliminary budget submissions.
DECEMBER 29, 2019 - JANUARY 17, 2020:	Budget Submissions are prepared for the first draft.
JANUARY 20, 2020:	First Draft of the 2020-2021 Operating Budget is submitted to departments.
JANUARY 20, 2020 - FEBRUARY 7, 2020:	Individual and group departmental budget meetings with Village Manager and Finance Director.
JANUARY 29, 2020:	FY 2019-2020 Budget Review and FY 2020-2021 Budget Preview Meeting with the Village Board.
FEBRUARY 7, 2020- MARCH 11, 2020:	Preparation of the Budget Document.
MARCH 11, 2020:	Budget Materials are distributed to the Village Board and Departments.
APRIL 1, 2020:	Publish "Notice of Public Hearing and Proposed Fiscal Year 2020-21 Budget Document" and the availability of such for inspection in the Romeoville Bugle.
APRIL 15, 2020:	Departmental presentations to the Village Board (if needed).
APRIL 22, 2019:	**Public Hearing on the 2020-21 Operating Budget.**
APRIL 22, 2020:	Adopt the 2020-21 Budget.
APRIL 22, 2020:	Adopt Blanket & Contractual PO Resolution
APRIL 24, 2020:	Publish "Notice of Adoption of Fiscal 2020-21 Budget Document" and the availability of such for inspection in the Romeoville Bugle.
MAY 1, 2020:	Beginning of a new fiscal year.

PERSONNEL REQUESTS

VILLAGE OF ROMEOVILLE
VILLAGE WIDE PERSONNEL PLAN
FISCAL YEAR 2020-21

DEPARTMENT	COST CENTER	POSITION	GRADE/STEP	QUANTITY	DEPT PRIORITY RANK	2020-21	ADDITIONAL COSTS	TOTAL
CORPORATE FUND								
ADMINISTRATION	01.02.50.101	Lead Pay - Network/System Administrator	Non-Union	1	1	4,800	-	4,800
FINANCE	VARIOUS	Front Counter Clerk (1) FT to (2) PT	AFSCME 9	1	1	(18,600)	-	(18,600)
COMMUNITY DEVELOPMENT	01.07.01.101	Office Assistant	Non-Union	1		79,700	-	79,700
COMMUNITY DEVELOPMENT	01.07.01.105	Special Projects Coordinator	Non-Union	(1)		(53,200)	-	(53,200)
COMMUNITY DEVELOPMENT	01.07.01.105	Planning Support Clerk	AFSCME 10/G	(1)		(54,100)	-	(54,100)
FIRE	01.10.03.101	Position Change - Fire Academy Office Assistant to Coordinator	Non-Union	1	1	10,000	-	10,000
FIRE	01.10.01.105	Fire Inspector (Part-time) ($30.00/hr)	Non-Union	1	1	42,300	-	42,300
FIRE	01.10.01.105	Fire Interns	Non-Union	2	1	27,000	-	27,000
POLICE	01.11.02.107	Patrol Officers (6 months only)	MAPS 133/A	1	1	64,000	-	64,000
POLICE	01.11.02.105	P/T Community Service Officers	AFSCME 20/A	3	3	106,700	-	106,700
PUBLIC WORKS	01.08.20.101	Landscape and Grounds - Add 2 Laborers	AFSCME 14/A	2		156,400	-	156,400
PUBLIC WORKS	01.08.20.101	Landscape and Grounds - Eliminate 1 Laborer	AFSCME 24/A	(1)		(113,100)	-	(113,100)
PUBLIC WORKS	VARIOUS	Restructure: Engineering	VARIOUS	VARIOUS		(59,800)	-	(59,800)
	TOTAL CORPORATE FUND PERSONNEL REQUESTS					**192,100**	**-**	**192,100**
RECREATION FUND								
RECREATION	22.13.02.105	Registration Clerk PT - NEW (21.25 hrs.)	AFSCME - 9/A	1	3	26,700	-	26,700
RECREATION	22.13.16.101	1 Park Maintenance FT - NEW	AFSCME - 14/A	1	4	78,100	-	78,100
	TOTAL RECREATION FUND PERSONNEL REQUESTS					**104,800**	**-**	**104,800**
WATER & SEWER FUND								
FINANCE W&S	60.06.01.101	Real Estate Transfer Tax Coord	AFSCME 15/G	(1)	1	(92,300)	-	(92,300)
FINANCE W&S	60.06.01.101	Utility Billing Clerk	AFSCME 15/G	1	1	92,300	-	92,300
PUBLIC WORKS	VARIOUS	Restructure: Engineering	VARIOUS	VARIOUS		242,500	-	242,500
	TOTAL WATER AND SEWER FUNDS PERSONNEL REQUESTS					**242,500**	**-**	**242,500**
	TOTAL ALL FUNDS PERSONNEL REQUESTS					**539,400**	**-**	**539,400**

CAPITAL REQUESTS

VILLAGE OF ROMEOVILLE

ALL DEPARTMENTS BUDGETED CAPITAL IMPROVEMENT PLAN

FISCAL YEARS 2020-21

ACCOUNT NUMBER	CAPITAL PROJECT	DEPARTMENT	BUDGETED REQUESTS 2020-21
CORPORATE FUND			
01.02.01.402	Banner Program	ADMINISTRATION	25,000
01.02.01.402	Wayfinding and Historic Signs	ADMINISTRATION	30,000
01.02.18.402	Media Equipment	ADMINISTRATION-MEDIA	10,000
01.02.50.402	Additional Camera VH/Police Exterior / Rec	ADMINISTRATION-IT	150,000
01.02.50.402	Additional Fire Station Camers (all)	ADMINISTRATION-IT	9,000
01.02.50.402	Annual Computer Replacement	ADMINISTRATION-IT	25,000
01.02.50.402	Rec - Kiosk 2	ADMINISTRATION-IT	5,000
01.02.50.402	Rec - Park Cameras	ADMINISTRATION-IT	50,000
01.02.50.402	Rec Ipad	ADMINISTRATION-IT	10,000
01.02.50.402	Scanner	ADMINISTRATION-IT	10,000
01.02.50.402	Upgrade Cameras PD/VH	ADMINISTRATION-IT	25,000
01.02.50.402	Gate Access at REMA	ADMINISTRATION-IT	5,000
01.02.50.408	Replace Core Network Switch	ADMINISTRATION-IT	65,000
01.02.50.408	Replace Virtual Host Servers/SAN	ADMINISTRATION-IT	105,000
01.02.50.408	Switch upgrades Village Hall	ADMINISTRATION-IT	100,000
	TOTAL ADMINISTRATION CORPORATE FUND		**624,000**
01.08.08.402	Coil Replacements on VH Chillers	PUBLIC WORKS	20,000
01.08.14.402	Catwalk for Fuel Tanks	PUBLIC WORKS	5,000
01.08.14.408	Forklift for shop	PUBLIC WORKS	22,000
01.08.15.402	Street Resurfacing (Collector and In-House)	PUBLIC WORKS	1,793,000
01.08.15.402	Asphalt Crack Sealing	PUBLIC WORKS	200,000
01.08.15.402	CMP Storm Sewer Lining	PUBLIC WORKS	200,000
01.08.15.402	Street Patching/Joint Patching	PUBLIC WORKS	100,000
01.08.15.402	NPDES - Phase 2	PUBLIC WORKS	30,000
01.08.15.402	135th Street Bridge Inspection	PUBLIC WORKS	20,000
01.08.15.402	Rt 53/Normantown Pedestrian Crossing & Sidewalk Connections	PUBLIC WORKS	160,000
01.08.15.408	Chipper	PUBLIC WORKS	83,000
01.08.15.408	Henke Severe Duty V Plow	PUBLIC WORKS	18,000
01.08.15.408	Anti-Icing Containment - Budler	PUBLIC WORKS	60,000
01.08.15.408	Refurbish Dump Trucks	PUBLIC WORKS	20,000
01.08.15.409	Grand Blvd Multi-Use Path	PUBLIC WORKS	200,000
01.08.15.409	Hampton Park Decorative Lighting	PUBLIC WORKS	500,000
01.08.15.409	Decorative Street Signs (Hampton Park)	PUBLIC WORKS	30,000
01.08.15.409	Normantown Gap Lighting	PUBLIC WORKS	85,000
01.08.15.410	4x4 Pickup Truck w/plow equipment & Lift Gate	PUBLIC WORKS	45,000
01.08.20.402	Floodplain Management	PUBLIC WORKS	25,000
01.08.20.408	Mower Replacement	PUBLIC WORKS	19,000
01.08.20.408	Trailer	PUBLIC WORKS	10,000
01.08.20.408	Wide Area Mower	PUBLIC WORKS	60,000
01.08.20.410	Pickup Trucks/SUVS (4x4)	PUBLIC WORKS	45,000
	TOTAL PUBLIC WORKS CORPORATE FUND		**3,750,000**

VILLAGE OF ROMEOVILLE

ALL DEPARTMENTS BUDGETED CAPITAL IMPROVEMENT PLAN

FISCAL YEARS 2020-21

ACCOUNT NUMBER	CAPITAL PROJECT	DEPARTMENT	BUDGETED REQUESTS 2020-21
01.10.01.401	Bike Medic	FIRE	9,000
01.10.01.408	SCBA Compressor (Grant)	FIRE	80,000
01.10.01.408	Replace UAV (Drone) Equipment	FIRE	35,000
01.10.01.408	Water Rescue Boat (Equipment)	FIRE	33,000
01.10.01.408	Stryker Power Pro Ambulance Cot	FIRE	24,000
01.10.01.408	Emergency Care Manikin	FIRE	10,000
01.10.01.410	Replace 2003 Ambulance (with power load)	FIRE	30,000
01.10.01.410	Replace Investigation Vehicle and (2) others	FIRE	30,000
01.10.03.408	SCBA Cylinders Fire Academy	FIRE	25,000
01.10.03.408	Instructors PPE Fire Academy	FIRE	20,000
	TOTAL FIRE CORPORATE FUND		**296,000**
01.11.02.402	Replace K9 Unit "Spike"	POLICE	25,000
01.11.02.402	Bulletproof Glass for Building	POLICE	55,000
01.11.02.402	800mz Radios - 8 ($6,000 EACH)	POLICE	48,000
01.11.02.402	Safety / Training Equipment	POLICE	35,000
01.11.02.410	Non-Leased Equipment for 7 Squads and 3 Unmarked Squads	POLICE	115,000
	TOTAL POLICE CORPORATE FUND		**278,000**
01.12.01.406	REMA Building Site Improvements	REMA	50,000
01.12.01.406	REMA A/V Improvements	REMA	75,000
01.12.01.408	REMA Command Center Equipment, radio replacement	REMA	40,000
01.12.01.408	Outdoor Warning Siren, Audio Capable, Lewis University	REMA	60,000
	TOTAL REMA CORPORATE FUND		**225,000**
LOCAL GAS TAX FUND			
21.08.02.409	Street Resurfacing (Collector and In-House)	LOCAL GAS TAX	350,000
21.08.02.409	135th St Bridge Repairs	LOCAL GAS TAX	400,000
21.08.02.409	Airport Rd I-55 Interchange	LOCAL GAS TAX	50,000
	TOTAL LOCAL GAS TAX FUND		**800,000**

VILLAGE OF ROMEOVILLE

ALL DEPARTMENTS BUDGETED CAPITAL IMPROVEMENT PLAN

FISCAL YEARS 2020-21

ACCOUNT NUMBER	CAPITAL PROJECT	DEPARTMENT	BUDGETED REQUESTS 2020-21
RECREATION FUND			
22.13.17.407	Fitness Center Locker Room Renovation	RECREATION	50,000
22.13.16.410	Truck with Lift	RECREATION	70,000
22.13.16.410	Power Washer for Trailer	RECREATION	10,000
22.13.16.408	Branch Chipper	RECREATION	40,000
22.13.16.408	Ventrac Accessories (Blower and Stump Grinder)	RECREATION	15,000
22.13.16.407	Conservation Park Renovation - Lake Strini OSLAD Grant Project	RECREATION	800,000
22.13.16.407	Pole Barn Electric Gate	RECREATION	20,000
22.13.16.407	Volunteer Park Drainage	RECREATION	250,000
22.13.16.407	Village Park - Parking Lot Improvements	RECREATION	400,000
22.13.16.407	Village Park - Parking Lot Light Pole Replacement	RECREATION	350,000
22.13.16.407	Rotary Park Playground & Site Renovation	RECREATION	350,000
22.13.16.407	Dale Blum Football Field Drainage Study	RECREATION	25,000
22.13.16.407	Discovery Park Wetland Maintenance	RECREATION	10,000
22.13.16.407	Park Sign Replacement & Landscaping	RECREATION	40,000
	TOTAL RECREATION FUND CAPITAL		**2,430,000**
REAL ESTATE TRANSFER TAX FUND			
23.08.02.407	Bike Path ComEd Right-of-Way (Taylor to Airport Rd) CMAQ 80%/20%	REAL ESTATE TRANSFER TAX	1,536,000
23.08.02.407	Bike Path NGPL Right-of-Way (Normantown to S Taylor Rd) CMAP 80%-20%	REAL ESTATE TRANSFER TAX	947,000
	TOTAL REAL ESTATE TRANSFER TAX FUND		**2,483,000**
2001 A CONSTRUCTION FUND			
51.02.02.409	Street Resurfacing (Collector & In-House)	2001 BOND CONSTRUCTION	60,000
51.02.02.409	Murphy Drive Island	2001 BOND CONSTRUCTION	200,000
51.02.02.409	Normantown Road Islands	2001 BOND CONSTRUCTION	250,000
51.02.02.409	Weber Road Island Electric	2001 BOND CONSTRUCTION	75,000
51.02.02.409	Beverly Griffith Park Lighting	2001 BOND CONSTRUCTION	150,000
	TOTAL 2001 A CONSTRUCTION FUND		**735,000**

VILLAGE OF ROMEOVILLE

ALL DEPARTMENTS BUDGETED CAPITAL IMPROVEMENT PLAN

FISCAL YEARS 2020-21

ACCOUNT NUMBER	CAPITAL PROJECT	DEPARTMENT	BUDGETED REQUESTS 2020-21
DOWNTOWN TIF FUND			
53.02.02.405	Potential Land Purchase	DOWNTOWN TIF	900,000
53.02.02.409	Townhall Reconstruction & Decorative Lighting	DOWNTOWN TIF	280,000
53.02.02.409	Phelps Extension & Decorative Lighting	DOWNTOWN TIF	225,000
53.02.02.409	Fire Loops	DOWNTOWN TIF	80,000
53.02.02.409	Water Main	DOWNTOWN TIF	100,000
53.02.02.409	Storm Sewer Replacement	DOWNTOWN TIF	130,000
53.02.02.409	Streetscape	DOWNTOWN TIF	50,000
53.13.17.406	Athletic Center Expansion	DOWNTOWN TIF	18,530,700
53.02.02.409	Landscaping at Dalhart/Normantown	DOWNTOWN TIF	50,000
53.02.02.409	Route 53 Marquee	DOWNTOWN TIF	45,000
	TOTAL DOWNTOWN TIF FUND		**20,390,700**
MARQUETTE TIF FUND			
54.02.02.409	Marquette Business Park Street Resurfacing	PUBLIC WORKS	100,000
	TOTAL MARQUETTE TIF FUND		**100,000**
FACILITY CONSTRUCTION FUND			
59.08.02.405	Target Land Purchase	FACILITY CONSTRUCTION	2,000,000
59.08.02.405	Diocese Lands Purchase	FACILITY CONSTRUCTION	2,700,000
59.08.02.406	Public Works Facility Site Improvements Phase II	FACILITY CONSTRUCTION	1,200,000
59.08.02.407	Diocese Development	FACILITY CONSTRUCTION	2,580,000
59.08.02.407	Target Build Out/Architectual Fees	FACILITY CONSTRUCTION	200,000
59.08.02.407	Storage Deer Crossing	FACILITY CONSTRUCTION	200,000
			8,880,000

VILLAGE OF ROMEOVILLE

ALL DEPARTMENTS BUDGETED CAPITAL IMPROVEMENT PLAN

FISCAL YEARS 2020-21

ACCOUNT NUMBER	CAPITAL PROJECT	DEPARTMENT	BUDGETED REQUESTS 2020-21
WATER & SEWER FUND			
60.08.01.402	GASB 34 Accounting	PUBLIC WORKS	2,000
60.08.01.402	Arch Services	PUBLIC WORKS	50,000
60.08.01.407	PW Facility Site Improvements	PUBLIC WORKS	10,000
60.08.22.401	Fairfax Water Tank Painting	PUBLIC WORKS	875,000
60.08.22.401	Variable Frequency Drive - Well #11	PUBLIC WORKS	450,000
60.08.22.402	Yearly Valve Exercising and Repairs	PUBLIC WORKS	75,000
60.08.22.402	Reservoir Dive Inspection and Cleaning	PUBLIC WORKS	15,000
60.08.22.408	Turf Matting	PUBLIC WORKS	5,000
60.08.22.409	Watermain Rehabilitation	PUBLIC WORKS	1,100,000
60.08.22.410	6 Wheel Dump Truck	PUBLIC WORKS	300,000
60.08.22.410	2 - Pick Up Trucks	PUBLIC WORKS	45,000
60.08.22.410	Pick Up Truck/Van	PUBLIC WORKS	15,000
60.08.22.410	Crane Truck	PUBLIC WORKS	90,000
60.08.22.410	Trailers	PUBLIC WORKS	15,000
60.08.22.410	2-1/2 Ton Dump Truck	PUBLIC WORKS	480,000
60.08.22.410	Forklift	PUBLIC WORKS	22,000
60.08.24.408	Lift Station Enclosure Replacements	PUBLIC WORKS	50,000
60.08.24.408	30 KW Generator	PUBLIC WORKS	45,000
60.08.24.409	Lakewood North Pit Repairs - Valves & Forcemain	PUBLIC WORKS	70,000
60.08.24.409	Inflow & Infiltration Project	PUBLIC WORKS	200,000
60.08.40.406	PW Site Improvements Phase 2 (2019 Bonds)	PUBLIC WORKS	1,800,000
60.08.40.409	Infrastructure Improvements (2019 Bonds)	PUBLIC WORKS	8,400,000
	TOTAL WATER & SEWER FUND		**14,114,000**
2004 BOND CONSTRUCTION FUND			
63.02.02.409	Street Resurfacing (Collector & In-House)	2004 BOND CONSTRUCTION	100,000
63.02.02.409	Taylor Road Traffic Signal	2004 BOND CONSTRUCTION	250,000
	TOTAL 2004 BOND CONSTRUCTION FUND		**350,000**
INDEPENDENCE TIF			
63.02.02.409	Cornerstone Park	INDEPENDENCE TIF	650,000
			650,000
	TOTAL ALL DEPARTMENTS CAPITAL REQUESTS		**56,105,700**

VILLAGE OF ROMEOVILLE
WATER AND SEWER FUND BUDGET
FUND BALANCE PROJECTS
FISCAL YEAR 2020-21

FY 2020-21 Revenue	$	20,204,000
FY 2020-21 Expenditures	$	30,804,900
Fund Balance Proposed To Be Used	$	10,600,900
FY 19-20 Water and Sewer Proposed Fund Balance Projects		
Public Works 2019 Bond Infrastructure Projects	$	8,400,000
Public Works Building - 2019 Bond	$	1,800,000
Variable Frequency Drive -Well 11	$	450,000
Total Water and Sewer Projects	$	10,650,000
Estimated Fund Balance April 30, 2020	$	18,812,023
Less Fund Balance To Be Used	$	10,600,900
Estimated Fund Balance April 30, 2021	$	8,211,123

The Water and Sewer Fund has been accumulating Fund Balance and has bond funds available to be used for a number of infrastructure projects including the new public works facilities, a new well, wastewater consolidation program including loan payments, the ion exchange program, and the inflow/ infiltration program. The Water and Sewer Fund Balance should not go below $5,051,000.

CATEGORY COMPARISON

FY 2019-2020 VS. FY 2020-2021

Village of Romeoville
FY 2019-20 Budget Comparison
FY 2019-20 vs. FY 2020-21 Proposed Budget
Expenditures

	FY 19 -20 FINAL BUDGET	FY 20 -21 PROPOSED BUDGET	INCREASE/ (DECREASE)	PERCENT CHANGE
GENERAL CORPORATE FUND				
Salaries	$ 24,305,300	$ 25,121,000	$ 815,700	3%
Contractual	11,882,900	12,469,500	586,600	5%
Commodities	1,791,200	1,806,100	14,900	1%
Capital Outlay	4,983,200	5,173,000	189,800	4%
Debt Service	616,200	804,200	188,000	31%
Transfers	12,078,100	10,188,200	(1,889,900)	-16%
Other	1,459,000	3,642,400	2,183,400	150%
TOTAL GENERAL CORPORATE FUND	$ 57,115,900	$ 59,204,400	$ 2,088,500	4%

Village of Romeoville
FY 2019-20 Budget Comparison
FY 2019-20 vs. FY 2020-21 Proposed Budget
Expenditures

	FY 19 -20 FINAL BUDGET	FY 20 -21 PROPOSED BUDGET	INCREASE/ (DECREASE)	PERCENT CHANGE
MAYORS OFFICE				
Salaries	$ 152,100	$ 159,600	$ 7,500	5%
Contractual	20,000	20,000	-	0%
Commodities	8,100	8,100	-	0%
Capital Outlay	0	0	-	0%
Debt Service	0	0	-	0%
Transfers	0	0	-	0%
Other	0	0	-	0%
TOTAL MAYORS OFFICE	$ 180,200	$ 187,700	$ 7,500	4%
ADMINISTRATION				
Salaries	$ 1,666,400	$ 1,698,700	$ 32,300	2%
Contractual	4,043,600	4,357,700	314,100	8%
Commodities	82,800	80,500	(2,300)	-3%
Capital Outlay	385,000	624,000	239,000	62%
Debt Service	75,000	125,000	50,000	67%
Transfers	0	0	-	0%
Other	0	0	-	0%
TOTAL ADMINISTRATION	$ 6,252,800	$ 6,885,900	$ 633,100	10%

Village of Romeoville
FY 2019-20 Budget Comparison
FY 2019-20 vs. FY 2020-21 Proposed Budget
Expenditures

	FY 19 -20 FINAL BUDGET	FY 20 -21 PROPOSED BUDGET	INCREASE/ (DECREASE)	PERCENT CHANGE
CLERK'S OFFICE				
Salaries	$ 123,700	$ 127,400	$ 3,700	3%
Contractual	21,000	21,000	-	0%
Commodities	400	400	-	0%
Capital Outlay	0	0	-	0%
Debt Service	0	0	-	0%
Transfers	0	0	-	0%
Other	0	0	-	0%
TOTAL CLERK'S OFFICE	$ 145,100	$ 148,800	$ 3,700	3%
GENERAL VILLAGE BOARD				
Salaries	$ 254,100	$ 258,100	$ 4,000	2%
Contractual	11,500	11,500	-	0%
Commodities	112,000	112,000	-	0%
Capital Outlay	0	0	-	0%
Debt Service	0	0	-	0%
Transfers	0	0	-	0%
Other	0	0	-	0%
TOTAL GENERAL VILLAGE BOARD	$ 377,600	$ 381,600	$ 4,000	1%

Village of Romeoville
FY 2019-20 Budget Comparison
FY 2019-20 vs. FY 2020-21 Proposed Budget
Expenditures

	FY 19 -20 FINAL BUDGET	FY 20 -21 PROPOSED BUDGET	INCREASE/ (DECREASE)	PERCENT CHANGE
FINANCE				
Salaries	$ 1,025,700	$ 1,053,900	$ 28,200	3%
Contractual	132,000	125,500	(6,500)	-5%
Commodities	216,000	205,800	(10,200)	-5%
Capital Outlay	0	0	-	0%
Debt Service	0	0	-	0%
Transfers	0	0	-	0%
Other	19,000	19,000	-	0%
TOTAL FINANCE	$ 1,392,700	$ 1,404,200	$ 11,500	1%
COMMUNITY DEVELOPMENT				
Salaries	$ 1,030,100	$ 1,112,000	$ 81,900	8%
Contractual	73,100	75,100	2,000	3%
Commodities	47,500	46,500	(1,000)	-2%
Capital Outlay	0	0	-	0%
Debt Service	0	0	-	0%
Transfers	0	0	-	0%
Other	0	0	-	0%
TOTAL COMMUNITY DEVELOPMENT	$ 1,150,700	$ 1,233,600	$ 82,900	7%

Village of Romeoville
FY 2019-20 Budget Comparison
FY 2019-20 vs. FY 2020-21 Proposed Budget
Expenditures

	FY 19 -20 FINAL BUDGET	FY 20 -21 PROPOSED BUDGET	INCREASE/ (DECREASE)	PERCENT CHANGE
PUBLIC WORKS				
Salaries	$ 3,761,600	$ 3,605,800	$ (155,800)	-4%
Contractual	5,608,000	5,686,000	78,000	1%
Commodities	691,000	661,000	(30,000)	-4%
Capital Outlay	3,602,500	3,750,000	147,500	4%
Debt Service	0	0	-	0%
Transfers	0	0	-	0%
Other	0	0	-	0%
TOTAL PUBLIC WORKS	$ 13,663,100	$ 13,702,800	$ 39,700	0%
FIRE				
Salaries	$ 5,568,000	$ 5,812,600	$ 244,600	4%
Contractual	473,200	449,700	(23,500)	-5%
Commodities	411,400	464,300	52,900	13%
Capital Outlay	283,200	296,000	12,800	5%
Debt Service	291,200	304,200	13,000	4%
Transfers	450,800	459,800	9,000	2%
Other	0	0	-	0%
TOTAL FIRE	$ 7,477,800	$ 7,786,600	$ 308,800	4%

Village of Romeoville
FY 2019-20 Budget Comparison
FY 2019-20 vs. FY 2020-21 Proposed Budget
Expenditures

	FY 19 -20 FINAL BUDGET	FY 20 -21 PROPOSED BUDGET	INCREASE/ (DECREASE)	PERCENT CHANGE
POLICE				
Salaries	$ 10,665,400	$ 11,234,000	$ 568,600	5%
Contractual	1,343,500	1,571,500	228,000	17%
Commodities	198,500	204,000	5,500	3%
Capital Outlay	188,000	278,000	90,000	48%
Debt Service	250,000	375,000	125,000	N/A
Transfers	2,104,200	2,194,900	90,700	4%
Other	10,000	11,000	1,000	10%
TOTAL POLICE	$ 14,759,600	$ 15,868,400	$ 1,108,800	8%
REMA				
Salaries	$ 23,100	$ 23,800	$ 700	3%
Contractual	98,500	93,000	(5,500)	-6%
Commodities	21,500	21,500	-	0%
Capital Outlay	525,000	225,000	(300,000)	-57%
Debt Service	0	0	-	0%
Transfers	0	0	-	0%
Other	0	0	-	0%
TOTAL REMA	$ 668,100	$ 363,300	$ (304,800)	-46%

Village of Romeoville
FY 2019-20 Budget Comparison
FY 2019-20 vs. FY 2020-21 Proposed Budget
Expenditures

	FY 19 -20 FINAL BUDGET	FY 20 -21 PROPOSED BUDGET	INCREASE/ (DECREASE)	PERCENT CHANGE
POLICE & FIRE COMMISSION				
Salaries	$ 20,100	$ 20,100	$ -	0%
Contractual	58,500	58,500	-	0%
Commodities	2,000	2,000	-	0%
Capital Outlay	0	0	-	0%
Debt Service	0	0	-	0%
Transfers	0	0	-	0%
Other	0	0	-	0%
TOTAL POLICE & FIRE COMMISSION	$ 80,600	$ 80,600	$ -	0%
TRANSFERS				
Salaries	$ 15,000	$ 15,000	$ -	0%
Contractual	0	0	-	0%
Commodities	0	0	-	0%
Capital Outlay	0	0	-	0%
Debt Service	0	0	-	0%
Transfers	9,523,100	7,533,500	(1,989,600)	-21%
Other	1,430,000	3,612,400	2,182,400	153%
TOTAL TRANSFERS	$ 10,968,100	$ 11,160,900	$ 192,800	2%

Village of Romeoville
FY 2019-20 Budget Comparison
FY 2019-20 vs. FY 2020-21 Proposed Budget
Expenditures

	FY 19 -20 FINAL BUDGET	FY 20 -21 PROPOSED BUDGET	INCREASE/ (DECREASE)	PERCENT CHANGE
MOTOR FUEL TAX FUND				
Salaries	$ 0	$ 0	$ -	0%
Contractual	665,000	665,000	-	0%
Commodities	500,000	550,000	50,000	10%
Capital Outlay	0	0	-	0%
Debt Service	0	0	-	0%
Transfers	0	0	-	0%
Other	-	518,100	518,100	N/A
TOTAL MOTOR FUEL TAX FUND	$ 1,165,000	$ 1,733,100	$ 568,100	49%
LOCAL MOTOR FUEL TAX FUND				
Salaries	$ 0	$ 0	$ -	0%
Contractual	0	0	-	0%
Commodities	0	0	-	0%
Capital Outlay	880,000	800,000	(80,000)	-9%
Debt Service	0	0	-	0%
Transfers	0	0	-	0%
Other	200,000	385,000	185,000	93%
TOTAL LOCAL MOTOR FUEL TAX FUND	$ 1,080,000	$ 1,185,000	$ 105,000	10%

Village of Romeoville
FY 2019-20 Budget Comparison
FY 2019-20 vs. FY 2020-21 Proposed Budget
Expenditures

	FY 19 -20 FINAL BUDGET	FY 20 -21 PROPOSED BUDGET	INCREASE/ (DECREASE)	PERCENT CHANGE
RECREATION FUND				
Salaries	$ 3,423,700	$ 3,736,500	$ 312,800	9%
Contractual	1,158,800	991,800	(167,000)	-14%
Commodities	629,000	601,400	(27,600)	-4%
Capital Outlay	810,000	2,430,000	1,620,000	200%
Debt Service	9,000	9,000	-	0%
Transfers	14,200	14,300	100	1%
Other	254,000	260,000	6,000	2%
TOTAL RECREATION FUND	$ 6,298,700	$ 8,043,000	$ 1,744,300	28%
RECREATION ATHLETIC & EVENT CENTER FUND				
Salaries	$ 429,800	$ 439,000	$ 9,200	2%
Contractual	338,300	325,000	(13,300)	-4%
Commodities	26,900	26,800	(100)	0%
Capital Outlay	100,000	-	(100,000)	-100%
Debt Service	0	0	-	0%
Transfers	0	0	-	0%
Other	0	0	-	0%
TOTAL ATHLETIC & EVENT CENTER	$ 895,000	$ 790,800	$ (104,200)	-12%

Village of Romeoville
FY 2019-20 Budget Comparison
FY 2019-20 vs. FY 2020-21 Proposed Budget
Expenditures

	FY 19 -20 FINAL BUDGET	FY 20 -21 PROPOSED BUDGET	INCREASE/ (DECREASE)	PERCENT CHANGE
RECREATION REAL ESTATE TRANSFER TAX FUND				
Salaries	$ 0	$ 0	$ -	0%
Contractual	0	0	-	0%
Commodities	0	0	-	0%
Capital Outlay	844,600	2,483,000	1,638,400	194%
Debt Service	0	0	-	0%
Transfers	200,000	200,000	-	0%
Other	18,000	18,000	-	0%
TOTAL RECREATION RETT FUND	$ 1,062,600	$ 2,701,000	$ 1,638,400	154%

Village of Romeoville
FY 2019-20 Budget Comparison
FY 2019-20 vs. FY 2020-21 Proposed Budget
Expenditures

	FY 19 -20 FINAL BUDGET	FY 20 -21 PROPOSED BUDGET	INCREASE/ (DECREASE)	PERCENT CHANGE
DEBT SERVICE FUND				
Salaries	$ 0	$ 0	$ -	0%
Contractual	0	0	-	0%
Commodities	0	0	-	0%
Capital Outlay	0	0	-	0%
Debt Service	6,084,600	8,926,800	2,842,200	47%
Transfers	0	0	-	0%
Other	0	0	-	0%
TOTAL DEBT SERVICE FUND	$ 6,084,600	$ 8,926,800	$ 2,842,200	47%
2002A CONSTRUCTION FUND				
Salaries	$ 0	$ 0	$ -	0%
Contractual	0	0	-	0%
Commodities	0	0	-	0%
Capital Outlay	0	0	-	0%
Debt Service	0	0	-	0%
Transfers	0	0	-	0%
Other	0	0	-	0%
TOTAL 2002A CONSTRUCTION FUND	$ 0	$ 0	$ -	0%

Village of Romeoville
FY 2019-20 Budget Comparison
FY 2019-20 vs. FY 2020-21 Proposed Budget
Expenditures

	FY 19 -20 FINAL BUDGET	FY 20 -21 PROPOSED BUDGET	INCREASE/ (DECREASE)	PERCENT CHANGE
2001A CONSTRUCTION FUND				
Salaries	$ 0	$ 0	$ -	0%
Contractual	0	0	-	0%
Commodities	0	0	-	0%
Capital Outlay	60,000	735,000	675,000	1125%
Debt Service	0	0	-	0%
Transfers	0	0	-	0%
Other	0	0	-	0%
TOTAL 2001A CONSTRUCTION FUND	$ 60,000	$ 735,000	$ 675,000	1125%
2004 CONSTRUCTION FUND				
Salaries	$ 0	$ 0	$ -	0%
Contractual	0	0	-	0%
Commodities	0	0	-	0%
Capital Outlay	100,000	350,000	250,000	250%
Debt Service	0	0	-	0%
Transfers	0	0	-	0%
Other	0	0	-	0%
TOTAL 2004 CONSTRUCTION FUND	$ 100,000	$ 350,000	$ 250,000	250%

Village of Romeoville
FY 2019-20 Budget Comparison
FY 2019-20 vs. FY 2020-21 Proposed Budget
Expenditures

	FY 19 -20 FINAL BUDGET	FY 20 -21 PROPOSED BUDGET	INCREASE/ (DECREASE)	PERCENT CHANGE

Village of Romeoville
FY 2019-20 Budget Comparison
FY 2019-20 vs. FY 2020-21 Proposed Budget
Expenditures

	FY 19 -20 FINAL BUDGET	FY 20 -21 PROPOSED BUDGET	INCREASE/ (DECREASE)	PERCENT CHANGE
FACILITY CONSTRUCTION FUND				
Salaries	$ 0	$ 0	$ -	0%
Contractual	0	0	-	0%
Commodities	0	0	-	0%
Capital Outlay	4,700,000	11,880,000	7,180,000	153%
Debt Service	0	0	-	0%
Transfers	0	0	-	0%
Other	2,056,500	0	(2,056,500)	-100%
TOTAL FACILITY CONSTRUCTION FUND	$ 6,756,500	$ 11,880,000	$ 5,123,500	76%

Village of Romeoville
FY 2019-20 Budget Comparison
FY 2019-20 vs. FY 2020-21 Proposed Budget
Expenditures

	FY 19 -20 FINAL BUDGET	FY 20 -21 PROPOSED BUDGET	INCREASE/ (DECREASE)	PERCENT CHANGE
DOWNTOWN TIF				
Salaries	$ 0	$ 0	$ -	0%
Contractual	1,062,600	1,343,500	280,900	26%
Commodities	0	0	-	0%
Capital Outlay	1,270,000	20,390,700	19,120,700	1506%
Debt Service	1,480,900	2,935,700	1,454,800	98%
Transfers	0	0	-	0%
Other	0	0	-	0%
TOTAL DOWNTOWN TIF	$ 3,813,500	$ 24,669,900	$ 20,856,400	547%
MARQUETTE TIF				
Salaries	$ 0	$ 0	$ -	0%
Contractual	1,219,800	1,187,400	(32,400)	-3%
Commodities	0	0	-	0%
Capital Outlay	1,000,000	100,000	(900,000)	-90%
Debt Service	0	0	-	0%
Transfers	1,355,200	3,587,500	2,232,300	165%
Other	0	0	-	0%
TOTAL MARQUETTE TIF	$ 3,575,000	$ 4,874,900	$ 1,299,900	36%

Village of Romeoville
FY 2019-20 Budget Comparison
FY 2019-20 vs. FY 2020-21 Proposed Budget
Expenditures

	FY 19 -20 FINAL BUDGET	FY 20 -21 PROPOSED BUDGET	INCREASE/ (DECREASE)	PERCENT CHANGE
ROMEO ROAD TIF				
Salaries	$ 0	$ 0	$ -	0%
Contractual	40,000	36,000	(4,000)	-10%
Commodities	0	0	-	0%
Capital Outlay	0	0	-	0%
Debt Service	0	0	-	0%
Transfers	0	0	-	0%
Other	0	0	-	0%
TOTAL ROMEO ROAD TIF	$ 40,000	$ 36,000	$ (4,000)	-10%
UPPER GATEWAY NORTH TIF				
Salaries	$ 0	$ 0	$ -	0%
Contractual	0	20,000	20,000	N/A
Commodities	0	0	-	0%
Capital Outlay	0	0	-	0%
Debt Service	251,600	180,800	(70,800)	N/A
Transfers	0	0	-	0%
Other	0	0	-	0%
TOTAL UPPER GATEWAY NORTH TIF	$ 251,600	$ 200,800	$ (50,800)	-20%
LOWER GATEWAY SOUTH TIF				
Salaries	$ 0	$ 0	$ -	0%
Contractual	0	50,000	50,000	N/A
Commodities	0	0	-	0%
Capital Outlay	0	0	-	0%
Debt Service	0	0	-	0%
Transfers	0	0	-	0%
Other	5,000	-	(5,000)	-100%

Village of Romeoville
FY 2019-20 Budget Comparison
FY 2019-20 vs. FY 2020-21 Proposed Budget
Expenditures

	FY 19 -20 FINAL BUDGET	FY 20 -21 PROPOSED BUDGET	INCREASE/ (DECREASE)	PERCENT CHANGE
LOWER GATEWAY SOUTH TIF	$ 5,000	$ 50,000	$ 45,000	900%
INDEPENDENCE ROAD TIF				
Salaries	$ 0	$ 0	$ -	0%
Contractual	0	0	-	0%
Commodities	0	0	-	0%
Capital Outlay	600,000	650,000	50,000	8%
Debt Service	0	0	-	0%
Transfers	0	0	-	0%
Other	10,000	-	(10,000)	-100%
TOTAL INDEPENDENCE ROAD TIF	$ 610,000	$ 650,000	$ 40,000	7%
BLUFF ROAD TIF				
Salaries	$ 0	$ 0	$ -	0%
Contractual	300,000	360,000	60,000	20%
Commodities	0	0	-	0%
Capital Outlay	0	0	-	0%
Debt Service	0	0	-	0%
Transfers	0	0	-	0%
Other	110,000	140,000	30,000	27%
TOTAL BLUFF ROAD TIF	$ 410,000	$ 500,000	$ 90,000	22%
NORMANTOWN ROAD TIF				
Salaries	$ 0	$ 0	$ -	0%
Contractual	0	0	-	0%
Commodities	0	0	-	0%
Capital Outlay	0	0	-	0%

Village of Romeoville
FY 2019-20 Budget Comparison
FY 2019-20 vs. FY 2020-21 Proposed Budget
Expenditures

	FY 19 -20 FINAL BUDGET	FY 20 -21 PROPOSED BUDGET	INCREASE/ (DECREASE)	PERCENT CHANGE
Debt Service	0	0	-	0%
Transfers	0	0	-	0%
Other	10,000	10,000	-	0%
TOTAL NORMANTOWN ROAD TIF	$ 10,000	$ 10,000	$ -	0%
NORMANTOWN RD BUSINESS DISTRICT				
Salaries	$ 0	$ 0	$ -	0%
Contractual	0	0	-	0%
Commodities	0	0	-	0%
Capital Outlay	0	0	-	0%
Debt Service	0	0	-	0%
Transfers	0	0	-	0%
Other	205,000	210,000	5,000	2%
TOTAL NORMANTOWN RD BUSINESS DIST.	$ 205,000	$ 210,000	$ 5,000	2%
AIRPORT ROAD TIF				
Salaries	$ 0	$ 0	$ -	0%
Contractual	0	0	-	0%
Commodities	0	0	-	0%
Capital Outlay	0	0	-	0%
Debt Service	0	0	-	0%
Transfers	0	0	-	0%
Other	0	0	-	0%
TOTAL AIRPORT ROAD TIF	$ 0	$ 0	$ -	0%
WATER & SEWER FUND				
Salaries	$ 4,350,900	$ 4,455,600	$ 104,700	2%

Village of Romeoville
FY 2019-20 Budget Comparison
FY 2019-20 vs. FY 2020-21 Proposed Budget
Expenditures

	FY 19 -20 FINAL BUDGET	FY 20 -21 PROPOSED BUDGET	INCREASE/ (DECREASE)	PERCENT CHANGE
Contractual	3,415,000	4,334,500	919,500	27%
Commodities	1,176,000	1,338,500	162,500	14%
Capital Outlay	18,788,000	14,114,000	(4,674,000)	-25%
Debt Service	2,161,500	2,729,300	567,800	26%
Transfers	3,376,000	3,230,000	(146,000)	-4%
Other	63,000	603,000	540,000	857%
TOTAL WATER & SEWER FUND	$ 33,330,400	$ 30,804,900	$ (2,525,500)	-8%

Village of Romeoville
FY 2019-20 Budget Comparison
FY 2019-20 vs. FY 2020-21 Proposed Budget
Expenditures

	FY 19 -20 FINAL BUDGET	FY 20 -21 PROPOSED BUDGET	INCREASE/ (DECREASE)	PERCENT CHANGE
POLICE PENSION FUND				
Salaries	$ 2,140,000	$ 2,350,000	$ 210,000	10%
Contractual	460,000	440,000	(20,000)	-4%
Commodities	0	0	-	0%
Capital Outlay	0	0	-	0%
Debt Service	0	0	-	0%
Transfers	0	0	-	0%
Other	3,000,000	3,099,900	99,900	3%
TOTAL POLICE PENSION FUND	$ 5,600,000	$ 5,889,900	$ 289,900	5%
FIRE PENSION FUND				
Salaries	$ 350,000	$ 450,000	$ 100,000	29%
Contractual	50,000	55,000	5,000	10%
Commodities	10,000	15,000	5,000	0%
Capital Outlay	0	0	-	0%
Debt Service	0	0	-	0%
Transfers	0	0	-	0%
Other	680,000	649,800	(30,200)	-4%
TOTAL FIRE PENSION FUND	$ 1,090,000	$ 1,169,800	$ 79,800	7%

Village of Romeoville
FY 2019-20 Budget Comparison
FY 2019-20 vs. FY 2020-21 Proposed Budget
Expenditures

	FY 19 -20 FINAL BUDGET	FY 20 -21 PROPOSED BUDGET	INCREASE/ (DECREASE)	PERCENT CHANGE
ALL FUNDS				
Salaries	$ 34,999,700	$ 36,552,100	$ 1,552,400	4%
Contractual	20,597,400	22,277,700	1,680,300	8%
Commodities	4,133,100	4,337,800	204,700	5%
Capital Outlay	34,135,800	59,105,700	24,969,900	73%
Debt Service	10,603,800	15,585,800	4,982,000	47%
Transfers	17,023,500	17,220,000	196,500	1%
Other	8,065,500	9,536,200	1,470,700	18%
TOTAL ALL FUNDS	$ 129,558,800	$ 164,615,300	$ 35,056,500	27%

CATEGORY COMPARISON

FY 2020-21 ORIGINAL VS. PROPOSED BUDGET

Village of Romeoville
FY 2020-21 Budget Comparison
Original vs. Proposed Budget
Expenditures

	FY 20-21 ORIGINAL SUBMISSION BUDGET	FY 20-21 PROPOSED BUDGET	INCREASE/ (DECREASE)	PERCENT CHANGE
GENERAL CORPORATE FUND				
Salaries	$ 26,176,300	$ 25,121,000	$ (1,055,300)	-4%
Contractual	12,694,300	12,469,500	(224,800)	-2%
Commodities	1,930,400	1,806,100	(124,300)	-6%
Capital Outlay	13,902,600	5,173,000	(8,729,600)	-63%
Debt Service	829,200	804,200	(25,000)	-3%
Transfers	10,252,000	10,188,200	(63,800)	-1%
Other	3,060,000	3,642,400	582,400	19%
TOTAL GENERAL CORPORATE FUND	$ 68,844,800	$ 59,204,400	$ (9,640,400)	-14%

Village of Romeoville
FY 2020-21 Budget Comparison
Original vs. Proposed Budget
Expenditures

	FY 20-21 ORIGINAL SUBMISSION BUDGET	FY 20-21 PROPOSED BUDGET	INCREASE/ (DECREASE)	PERCENT CHANGE
MAYORS OFFICE				
Salaries	$ 159,600	$ 159,600	$ -	0%
Contractual	20,000	20,000	-	0%
Commodities	8,100	8,100	-	0%
Capital Outlay	0	0	-	0%
Debt Service	0	0	-	0%
Transfers	0	0	-	0%
Other	0	0	-	0%
TOTAL MAYORS OFFICE	$ 187,700	$ 187,700	$ -	0%
ADMINISTRATION				
Salaries	$ 1,698,200	$ 1,698,700	$ 500	0%
Contractual	4,399,200	4,357,700	(41,500)	-1%
Commodities	85,800	80,500	(5,300)	-6%
Capital Outlay	8,033,100	624,000	(7,409,100)	-92%
Debt Service	125,000	125,000	-	0%
Transfers	0	0	-	0%
Other	0	0	-	0%
TOTAL ADMINISTRATION	$ 14,341,300	$ 6,885,900	$ (7,455,400)	-52%

Village of Romeoville
FY 2020-21 Budget Comparison
Original vs. Proposed Budget
Expenditures

	FY 20-21 ORIGINAL SUBMISSION BUDGET	FY 20-21 PROPOSED BUDGET	INCREASE/ (DECREASE)	PERCENT CHANGE
CLERK'S OFFICE				
Salaries	$ 127,400	$ 127,400	$ -	0%
Contractual	21,000	21,000	-	0%
Commodities	400	400	-	0%
Capital Outlay	0	0	-	0%
Debt Service	0	0	-	0%
Transfers	0	0	-	0%
Other	0	0	-	0%
TOTAL CLERK'S OFFICE	$ 148,800	$ 148,800	$ -	0%
GENERAL VILLAGE BOARD				
Salaries	$ 258,100	$ 258,100	$ -	0%
Contractual	11,500	11,500	-	0%
Commodities	112,000	112,000	-	0%
Capital Outlay	0	0	-	0%
Debt Service	0	0	-	0%
Transfers	0	0	-	0%
Other	0	0	-	0%
TOTAL GENERAL VILLAGE BOARD	$ 381,600	$ 381,600	$ -	0%

Village of Romeoville
FY 2020-21 Budget Comparison
Original vs. Proposed Budget
Expenditures

	FY 20-21 ORIGINAL SUBMISSION BUDGET	FY 20-21 PROPOSED BUDGET	INCREASE/ (DECREASE)	PERCENT CHANGE
FINANCE				
Salaries	$ 1,056,400	$ 1,053,900	$ (2,500)	0%
Contractual	125,500	125,500	-	0%
Commodities	205,800	205,800	-	0%
Capital Outlay	-	-	-	0%
Debt Service	-	-	-	0%
Transfers	-	-	-	0%
Other	19,000	19,000	-	0%
TOTAL FINANCE	$ 1,406,700	$ 1,404,200	$ (2,500)	0%
COMMUNITY DEVELOPMENT				
Salaries	$ 1,148,000	$ 1,112,000	$ (36,000)	-3%
Contractual	67,100	75,100	8,000	12%
Commodities	47,500	46,500	(1,000)	-2%
Capital Outlay	-	-	-	0%
Debt Service	-	-	-	0%
Transfers	-	-	-	0%
Other	-	-	-	0%
TOTAL COMMUNITY DEVELOPMENT	$ 1,262,600	$ 1,233,600	$ (29,000)	-2%

Village of Romeoville
FY 2020-21 Budget Comparison
Original vs. Proposed Budget
Expenditures

	FY 20-21 ORIGINAL SUBMISSION BUDGET	FY 20-21 PROPOSED BUDGET	INCREASE/ (DECREASE)	PERCENT CHANGE
PUBLIC WORKS				
Salaries	$ 4,056,600	$ 3,605,800	$ (450,800)	-11%
Contractual	5,769,500	5,686,000	(83,500)	-1%
Commodities	756,000	661,000	(95,000)	-13%
Capital Outlay	4,469,000	3,750,000	(719,000)	-16%
Debt Service	0	0	-	0%
Transfers	0	0	-	0%
Other	0	0	-	0%
TOTAL PUBLIC WORKS	$ 15,051,100	$ 13,702,800	$ (1,348,300)	-9%
FIRE				
Salaries	$ 5,825,200	$ 5,812,600	$ (12,600)	0%
Contractual	494,500	449,700	(44,800)	-9%
Commodities	482,300	464,300	(18,000)	-4%
Capital Outlay	565,000	296,000	(269,000)	-48%
Debt Service	304,200	304,200	-	0%
Transfers	459,800	459,800	-	0%
Other	0	0	-	0%
TOTAL FIRE	$ 8,131,000	$ 7,786,600	$ (344,400)	-4%

Village of Romeoville
FY 2020-21 Budget Comparison
Original vs. Proposed Budget
Expenditures

	FY 20-21 ORIGINAL SUBMISSION BUDGET	FY 20-21 PROPOSED BUDGET	INCREASE/ (DECREASE)	PERCENT CHANGE
POLICE				
Salaries	$ 11,787,900	$ 11,234,000	$ (553,900)	-5%
Contractual	1,630,500	1,571,500	(59,000)	-4%
Commodities	209,000	204,000	(5,000)	-2%
Capital Outlay	310,000	278,000	(32,000)	-10%
Debt Service	400,000	375,000	(25,000)	-6%
Transfers	2,194,900	2,194,900	-	0%
Other	11,000	11,000	-	0%
TOTAL POLICE	$ 16,543,300	$ 15,868,400	$ (674,900)	-4%
REMA				
Salaries	$ 23,800	$ 23,800	$ -	0%
Contractual	97,000	93,000	(4,000)	-4%
Commodities	21,500	21,500	-	0%
Capital Outlay	525,500	225,000	(300,500)	-57%
Debt Service	0	0	-	0%
Transfers	0	0	-	0%
Other	0	0	-	0%
TOTAL REMA	$ 667,800	$ 363,300	$ (304,500)	-46%

Village of Romeoville
FY 2020-21 Budget Comparison
Original vs. Proposed Budget
Expenditures

	FY 20-21 ORIGINAL SUBMISSION BUDGET	FY 20-21 PROPOSED BUDGET	INCREASE/ (DECREASE)	PERCENT CHANGE
POLICE & FIRE COMMISSION				
Salaries	$ 20,100	$ 20,100	$ -	0%
Contractual	58,500	58,500	-	0%
Commodities	2,000	2,000	-	0%
Capital Outlay	0	0	-	0%
Debt Service	0	0	-	0%
Transfers	0	0	-	0%
Other	0	0	-	0%
TOTAL POLICE & FIRE COMMISSION	$ 80,600	$ 80,600	$ -	0%
TRANSFERS				
Salaries	$ 15,000	$ 15,000	$ -	0%
Contractual	0	0	-	0%
Commodities	0	0	-	0%
Capital Outlay	0	0	-	0%
Debt Service	0	0	-	0%
Transfers	7,597,300	7,533,500	(63,800)	-1%
Other	3,030,000	3,612,400	582,400	19%
TOTAL TRANSFERS	$ 10,642,300	$ 11,160,900	$ 518,600	5%

Village of Romeoville
FY 2020-21 Budget Comparison
Original vs. Proposed Budget
Expenditures

	FY 20-21 ORIGINAL SUBMISSION BUDGET	FY 20-21 PROPOSED BUDGET	INCREASE/ (DECREASE)	PERCENT CHANGE
MOTOR FUEL TAX FUND				
Salaries	$ 0	$ 0	$ -	0%
Contractual	665,000	665,000	-	0%
Commodities	500,000	550,000	50,000	10%
Capital Outlay	0	0	-	0%
Debt Service	0	0	-	0%
Transfers	0	0	-	0%
Other	568,100	518,100	(50,000)	-9%
TOTAL MOTOR FUEL TAX FUND	$ 1,733,100	$ 1,733,100	$ -	0%
LOCAL MOTOR FUEL TAX FUND				
Salaries	$ 0	$ 0	$ -	0%
Contractual	0	0	-	0%
Commodities	0	0	-	0%
Capital Outlay	600,000	800,000	200,000	33%
Debt Service	0	0	-	0%
Transfers	0	0	-	0%
Other	275,000	385,000	110,000	40%
TOTAL LOCAL MOTOR FUEL TAX FUND	$ 875,000	$ 1,185,000	$ 310,000	35%

Village of Romeoville
FY 2020-21 Budget Comparison
Original vs. Proposed Budget
Expenditures

	FY 20-21 ORIGINAL SUBMISSION BUDGET	FY 20-21 PROPOSED BUDGET	INCREASE/ (DECREASE)	PERCENT CHANGE
RECREATION FUND				
Salaries	$ 4,004,500	$ 3,736,500	$ (268,000)	-7%
Contractual	1,184,100	991,800	(192,300)	-16%
Commodities	638,300	601,400	(36,900)	-6%
Capital Outlay	2,390,200	2,430,000	39,800	2%
Debt Service	9,000	9,000	-	0%
Transfers	14,300	14,300	-	0%
Other	260,000	260,000	-	0%
TOTAL RECREATION FUND	$ 8,500,400	$ 8,043,000	$ (457,400)	-5%
RECREATION ATHLETIC & EVENT CENTER FUND				
Salaries	$ 485,800	$ 439,000	$ (46,800)	-10%
Contractual	411,300	325,000	(86,300)	-21%
Commodities	28,400	26,800	(1,600)	-6%
Capital Outlay	150,000	-	(150,000)	-100%
Debt Service	0	0	-	0%
Transfers	0	0	-	0%
Other	0	0	-	0%
TOTAL ATHLETIC & EVENT CENTER	$ 1,075,500	$ 790,800	$ (284,700)	-26%

Village of Romeoville
FY 2020-21 Budget Comparison
Original vs. Proposed Budget
Expenditures

	FY 20-21 ORIGINAL SUBMISSION BUDGET	FY 20-21 PROPOSED BUDGET	INCREASE/ (DECREASE)	PERCENT CHANGE
RECREATION REAL ESTATE TRANSFER TAX FUND				
Salaries	$ 0	$ 0	$ -	0%
Contractual	0	0	-	0%
Commodities	0	0	-	0%
Capital Outlay	3,619,700	2,483,000	(1,136,700)	-31%
Debt Service	0	0	-	0%
Transfers	200,000	200,000	-	0%
Other	18,000	18,000	-	0%
TOTAL RECREATION RETT FUND	$ 3,837,700	$ 2,701,000	$ (1,136,700)	-30%
DEBT SERVICE FUND				
Salaries	$ 0	$ 0	$ -	0%
Contractual	0	0	-	0%
Commodities	0	0	-	0%
Capital Outlay	0	0	-	0%
Debt Service	8,926,800	8,926,800	-	0%
Transfers	0	0	-	0%
Other	0	0	-	0%
TOTAL DEBT SERVICE FUND	$ 8,926,800	$ 8,926,800	$ -	0%

Village of Romeoville
FY 2020-21 Budget Comparison
Original vs. Proposed Budget
Expenditures

	FY 20-21 ORIGINAL SUBMISSION BUDGET	FY 20-21 PROPOSED BUDGET	INCREASE/ (DECREASE)	PERCENT CHANGE
2002A CONSTRUCTION FUND				
Salaries	$ 0	$ 0	$ -	0%
Contractual	0	0	-	0%
Commodities	0	0	-	0%
Capital Outlay	0	0	-	0%
Debt Service	0	0	-	0%
Transfers	0	0	-	0%
Other	0	0	-	0%
TOTAL 2002A CONSTRUCTION FUND	$ 0	$ 0	$ -	0%
2001A CONSTRUCTION FUND				
Salaries	$ 0	$ 0	$ -	0%
Contractual	0	0	-	0%
Commodities	0	0	-	0%
Capital Outlay	60,000	735,000	675,000	1125%
Debt Service	0	0	-	0%
Transfers	0	0	-	0%
Other	0	0	-	0%
TOTAL 2001A CONSTRUCTION FUND	$ 60,000	$ 735,000	$ 675,000	1125%

Village of Romeoville
FY 2020-21 Budget Comparison
Original vs. Proposed Budget
Expenditures

	FY 20-21 ORIGINAL SUBMISSION BUDGET	FY 20-21 PROPOSED BUDGET	INCREASE/ (DECREASE)	PERCENT CHANGE
2004 CONSTRUCTION FUND				
Salaries	$ 0	$ 0	$ -	0%
Contractual	0	0	-	0%
Commodities	0	0	-	0%
Capital Outlay	100,000	350,000	250,000	250%
Debt Service	0	0	-	0%
Transfers	0	0	-	0%
Other	0	0	-	0%
TOTAL 2004 CONSTRUCTION FUND	$ 100,000	$ 350,000	$ 250,000	250%

Village of Romeoville
FY 2020-21 Budget Comparison
Original vs. Proposed Budget
Expenditures

	FY 20-21 ORIGINAL SUBMISSION BUDGET	FY 20-21 PROPOSED BUDGET	INCREASE/ (DECREASE)	PERCENT CHANGE
FACILITY CONSTRUCTION FUND				
Salaries	$ 0	$ 0	$ -	0%
Contractual	0	0	-	0%
Commodities	0	0	-	0%
Capital Outlay	5,400,000	11,880,000	6,480,000	120%
Debt Service	0	0	-	0%
Transfers	0	0	-	0%
Other	0	0	-	N/A
TOTAL FACILITY CONSTRUCTION FUND	$ 5,400,000	$ 11,880,000	$ 6,480,000	120%

Village of Romeoville
FY 2020-21 Budget Comparison
Original vs. Proposed Budget
Expenditures

	FY 20-21 ORIGINAL SUBMISSION BUDGET	FY 20-21 PROPOSED BUDGET	INCREASE/ (DECREASE)	PERCENT CHANGE
DOWNTOWN TIF				
Salaries	$ 0	$ 0	$ -	0%
Contractual	1,343,500	1,343,500	-	0%
Commodities	0	0	-	0%
Capital Outlay	19,895,700	20,390,700	495,000	2%
Debt Service	2,935,700	2,935,700	-	0%
Transfers	0	0	-	0%
Other	0	0	-	0%
TOTAL DOWNTOWN TIF	$ 24,174,900	$ 24,669,900	$ 495,000	2%
MARQUETTE TIF				
Salaries	$ 0	$ 0	$ -	0%
Contractual	1,187,400	1,187,400	-	0%
Commodities	0	0	-	0%
Capital Outlay	1,600,000	100,000	(1,500,000)	-94%
Debt Service	0	0	-	0%
Transfers	687,600	3,587,500	2,899,900	422%
Other	0	0	-	0%
TOTAL MARQUETTE TIF	$ 3,475,000	$ 4,874,900	$ 1,399,900	40%

Village of Romeoville
FY 2020-21 Budget Comparison
Original vs. Proposed Budget
Expenditures

	FY 20-21 ORIGINAL SUBMISSION BUDGET	FY 20-21 PROPOSED BUDGET	INCREASE/ (DECREASE)	PERCENT CHANGE
ROMEO ROAD TIF				
Salaries	$ 0	$ 0	$ -	0%
Contractual	36,000	36,000	-	0%
Commodities	0	0	-	0%
Capital Outlay	0	0	-	0%
Debt Service	0	0	-	0%
Transfers	0	0	-	0%
Other	0	0	-	0%
TOTAL ROMEO ROAD TIF	$ 36,000	$ 36,000	$ -	0%
UPPER GATEWAY NORTH TIF				
Salaries	$ 0	$ 0	$ -	0%
Contractual	20,000	20,000	-	0%
Commodities	0	0	-	0%
Capital Outlay	0	0	-	0%
Debt Service	180,800	180,800	-	0%
Transfers	0	0	-	0%
Other	0	0	-	0%
TOTAL UPPER GATEWAY NORTH TIF	$ 200,800	$ 200,800	$ -	0%

Village of Romeoville
FY 2020-21 Budget Comparison
Original vs. Proposed Budget
Expenditures

	FY 20-21 ORIGINAL SUBMISSION BUDGET	FY 20-21 PROPOSED BUDGET	INCREASE/ (DECREASE)	PERCENT CHANGE
LOWER GATEWAY SOUTH TIF				
Salaries	$ 0	$ 0	$ -	0%
Contractual	50,000	50,000	-	0%
Commodities	0	0	-	0%
Capital Outlay	0	0	-	0%
Debt Service	0	0	-	0%
Transfers	0	0	-	0%
Other	-	-	-	#DIV/0!
LOWER GATEWAY SOUTH TIF	$ 50,000	$ 50,000	$ -	0%
INDEPENDENCE ROAD TIF				
Salaries	$ 0	$ 0	$ -	0%
Contractual	0	0	-	0%
Commodities	0	0	-	0%
Capital Outlay	0	650,000	650,000	N/A
Debt Service	0	0	-	0%
Transfers	0	0	-	0%
Other	90,000	-	(90,000)	-100%
TOTAL INDEPENDENCE ROAD TIF	$ 90,000	$ 650,000	$ 560,000	622%

Village of Romeoville
FY 2020-21 Budget Comparison
Original vs. Proposed Budget
Expenditures

	FY 20-21 ORIGINAL SUBMISSION BUDGET	FY 20-21 PROPOSED BUDGET	INCREASE/ (DECREASE)	PERCENT CHANGE
BLUFF ROAD TIF				
Salaries	$ 0	$ 0	$ -	0%
Contractual	360,000	360,000	-	0%
Commodities	0	0	-	0%
Capital Outlay	0	0	-	0%
Debt Service	0	0	-	0%
Transfers	0	0	-	0%
Other	140,000	140,000	-	0%
TOTAL BLUFF ROAD TIF	$ 500,000	$ 500,000	$ -	0%
NORMANTOWN ROAD TIF				
Salaries	$ 0	$ 0	$ -	0%
Contractual	0	0	-	0%
Commodities	0	0	-	0%
Capital Outlay	0	0	-	0%
Debt Service	0	0	-	0%
Transfers	0	0	-	0%
Other	10,000	10,000	-	0%
TOTAL NORMANTOWN ROAD TIF	$ 10,000	$ 10,000	$ -	0%

Village of Romeoville
FY 2020-21 Budget Comparison
Original vs. Proposed Budget
Expenditures

	FY 20-21 ORIGINAL SUBMISSION BUDGET	FY 20-21 PROPOSED BUDGET	INCREASE/ (DECREASE)	PERCENT CHANGE
NORMANTOWN RD BUSINESS DISTRICT				
Salaries	$ 0	$ 0	$ -	0%
Contractual	0	0	-	0%
Commodities	0	0	-	0%
Capital Outlay	0	0	-	0%
Debt Service	0	0	-	0%
Transfers	0	0	-	0%
Other	210,000	210,000	-	0%
TOTAL NORMANTOWN BUSINESS DIST.	$ 210,000	$ 210,000	$ -	0%
AIRPORT ROAD TIF				
Salaries	$ 0	$ 0	$ -	0%
Contractual	0	0	-	0%
Commodities	0	0	-	0%
Capital Outlay	0	0	-	0%
Debt Service	0	0	-	0%
Transfers	0	0	-	0%
Other	0	0	-	0%
TOTAL AIRPORT ROAD TIF	$ 0	$ 0	$ -	0%

Village of Romeoville
FY 2020-21 Budget Comparison
Original vs. Proposed Budget
Expenditures

	FY 20-21 ORIGINAL SUBMISSION BUDGET	FY 20-21 PROPOSED BUDGET	INCREASE/ (DECREASE)	PERCENT CHANGE
WATER & SEWER FUND				
Salaries	$ 4,445,700	$ 4,455,600	$ 9,900	0%
Contractual	4,249,500	4,334,500	85,000	2%
Commodities	1,355,500	1,338,500	(17,000)	-1%
Capital Outlay	15,667,000	14,114,000	(1,553,000)	-10%
Debt Service	2,729,300	2,729,300	-	0%
Transfers	3,443,500	3,230,000	(213,500)	-6%
Other	63,000	603,000	540,000	0%
TOTAL WATER & SEWER FUND	$ 31,953,500	$ 30,804,900	$ (1,148,600)	-4%

Village of Romeoville
FY 2020-21 Budget Comparison
Original vs. Proposed Budget
Expenditures

	FY 20-21 ORIGINAL SUBMISSION BUDGET	FY 20-21 PROPOSED BUDGET	INCREASE/ (DECREASE)	PERCENT CHANGE
POLICE PENSION FUND				
Salaries	$ 2,350,000	$ 2,350,000	$ -	0%
Contractual	440,000	440,000	-	0%
Commodities	0	0	-	0%
Capital Outlay	0	0	-	0%
Debt Service	0	0	-	0%
Transfers	0	0	-	0%
Other	3,099,900	3,099,900	-	0%
TOTAL POLICE PENSION FUND	$ 5,889,900	$ 5,889,900	$ -	0%
FIRE PENSION FUND				
Salaries	$ 450,000	$ 450,000	$ -	0%
Contractual	55,000	55,000	-	0%
Commodities	15,000	15,000	-	0%
Capital Outlay	0	0	-	0%
Debt Service	0	0	-	0%
Transfers	0	0	-	0%
Other	649,800	649,800	-	0%
TOTAL FIRE PENSION FUND	$ 1,169,800	$ 1,169,800	$ -	0%

Village of Romeoville
FY 2020-21 Budget Comparison
Original vs. Proposed Budget
Expenditures

	FY 20-21 ORIGINAL SUBMISSION BUDGET	FY 20-21 PROPOSED BUDGET	INCREASE/ (DECREASE)	PERCENT CHANGE
ALL FUNDS				
Salaries	$ 37,912,300	$ 36,552,100	$ (1,360,200)	-4%
Contractual	22,696,100	22,277,700	(418,400)	-2%
Commodities	4,467,600	4,337,800	(129,800)	-3%
Capital Outlay	63,385,200	59,105,700	(4,279,500)	-7%
Debt Service	15,610,800	15,585,800	(25,000)	0%
Transfers	14,597,400	17,220,000	2,622,600	18%
Other	8,443,800	9,536,200	1,092,400	13%
TOTAL ALL FUNDS	$ 167,113,200	$ 164,615,300	$ (2,497,900)	-1%

Village of Romeoville
General Corporate Fund
5-Year Budget Forecast

	FY 20-21	FY 21-22	FY 22-23	FY 23-24	FY 24-25	Total	Annual % Increase
Revenue	$ 59,204,400	$ 60,981,000	$ 62,810,000	$ 64,694,000	$ 66,635,000	$ 314,324,400	3.0%
Total Funding Sources	**$ 59,204,400**	**$ 60,981,000**	**$ 62,810,000**	**$ 64,694,000**	**$ 66,635,000**	**$ 314,324,400**	
Salaries	25,121,000	26,377,000	27,696,000	29,081,000	30,535,000	$ 138,810,000	5.0%
Contractual	12,469,500	12,719,000	12,973,000	13,232,000	13,497,000	64,890,500	2.0%
Commodities	1,806,100	1,842,000	1,879,000	1,917,000	1,955,000	9,399,100	2.0%
Capital Outlay	5,173,000	5,300,000	5,400,000	5,500,000	5,600,000	26,973,000	2.0%
Debt Service	804,200	933,000	1,082,000	1,255,000	1,456,000	5,530,200	16.0%
Transfers	10,188,200	9,698,000	10,183,000	10,692,000	11,227,000	51,988,200	5.0%
Other	3,642,400	4,112,000	3,597,000	3,017,000	2,365,000	16,733,400	
Total	**$ 59,204,400**	**$ 60,981,000**	**$ 62,810,000**	**$ 64,694,000**	**$ 66,635,000**	**$ 314,324,400**	
Surplus/(Deficit)*	**$ -**	**$ -**	**$ -**	**$ -**	**$ -**	**$ -**	

*** Current Fund Balance $30,200,000 - Available for use over the next 5 years - $14,129,000**

Village of Romeoville
Water and Sewer Fund
10 Year Analysis

	FY 20-21	FY 21-22	FY 22-23	FY 23-24	FY 24-25	FY 25-26	FY 26-27	FY 27-28	FY 28-29	FY 29-30	Total
Revenue*	20,204,000	36,214,000	22,275,000	23,389,000	24,558,000	25,786,000	27,075,000	28,429,000	29,850,000	31,343,000	269,123,000
Fund Balance	10,600,900	-	-	-	-	-	-	-	-	-	10,600,900
Total Funding Sources	**30,804,900**	**36,214,000**	**22,275,000**	**23,389,000**	**24,558,000**	**25,786,000**	**27,075,000**	**28,429,000**	**29,850,000**	**31,343,000**	**279,723,900**
Salaries	4,455,600	4,678,000	4,912,000	5,158,000	5,416,000	5,687,000	5,971,000	6,270,000	6,584,000	6,913,000	56,044,600
Contractual	4,937,500	4,496,000	4,586,000	4,678,000	4,772,000	4,867,000	4,964,000	5,063,000	5,164,000	5,267,000	48,794,500
Commodities	1,338,500	1,365,000	1,392,000	1,420,000	1,448,000	1,477,000	1,507,000	1,537,000	1,568,000	1,599,000	14,651,500
Capital Outlay	14,114,000	18,500,000	4,144,000	4,825,000	5,545,000	6,308,000	7,115,000	7,968,000	8,869,000	9,823,000	87,211,000
Debt Service	2,729,300	3,880,000	3,880,000	3,880,000	3,880,000	3,880,000	3,880,000	3,880,000	3,880,000	3,880,000	37,649,300
Transfer to Corporate Fund	3,230,000	3,295,000	3,361,000	3,428,000	3,497,000	3,567,000	3,638,000	3,711,000	3,785,000	3,861,000	35,373,000
Total	**30,804,900**	**36,214,000**	**22,275,000**	**23,389,000**	**24,558,000**	**25,786,000**	**27,075,000**	**28,429,000**	**29,850,000**	**31,343,000**	**279,723,900**
Surplus/(Deficit)	**-**	**-**	**-**	**-**	**-**	**-**	**-**	**-**	**-**	**-**	**-**
Fund Balance Previous Year	18,812,000	8,211,100	8,211,100	8,211,100	8,211,100	8,211,100	8,211,100	8,211,100	8,211,100	8,211,100	
Less Fund Balance Used/(Added)	10,600,900	-	-	-	-	-	-	-	-	-	
Fund Balance Remaining	8,211,100	8,211,100	8,211,100	8,211,100	8,211,100	8,211,100	8,211,100	8,211,100	8,211,100	8,211,100	
Fund Balance Recommended**	7,701,225	9,053,500	5,568,750	5,847,250	6,139,500	6,446,500	6,768,750	7,107,250	7,462,500	7,835,750	
Rate Increase	5%	5%	5%	5%	5%	5%	5%	5%	5%	5%	

OTHER GOALS & NON-MONETARY GOALS

VILLAGE OF ROMEOVILLE
ALL DEPARTMENTS - OTHER GOALS AND NON-MONETARY
FISCAL YEAR 2020-21

PROJECT	DEPARTMENT	Cost	FUNDING
ADMINISTRATION			
First Arriving Fire Software	ADMINISTRATION	6,000	01.02.50.299
Gray Key Software	ADMINISTRATION	18,000	01.02.50.299
E-Ticketing Software	ADMINISTRATION	150,000	01.02.50.299
Keep Romeoville Beautiful	ADMINISTRATION	NON-MONETARY	VARIOUS
COMMUNITY DEVELOPMENT			
Code Enforcement Tracking	COMMUNITY DEVELOPMENT	NON-MONETARY	01.07.01.303
Public Education Programs	COMMUNITY DEVELOPMENT	NON-MONETARY	01.07.01.303
Business Retention Program	COMMUNITY DEVELOPMENT	10,000	01.07.01.317
Neghboorhood Preservation Program	COMMUNITY DEVELOPMENT	15,000	01.07.13.370
FIRE			
Participation in Federal Excess Property Program	FIRE	NON-MONETARY	01.10.01.399
Community Preparedness	FIRE	NON-MONETARY	01.10.01.370
Evaluate Fees	FIRE	NON-MONETARY	VARIOUS
Intergovernmental Agreements	FIRE	NON-MONETARY	VARIOUS
16 Life Safety Initiative	FIRE	NON-MONETARY	VARIOUS
Social Media Marketing	FIRE	NON-MONETARY	01.10.01.210
Public Education Programs	FIRE	NON-MONETARY	VARIOUS
Fire Academy Program Lead Restructure	FIRE	NON-MONETARY	VARIOUS
Special Event Details	FIRE	NON-MONETARY	VARIOUS
Fire Department Apprenticeship Program	FIRE	NON-MONETARY	VARIOUS
POLICE			
Mental Health Wellness Program	POLICE	12,000	01.11.02.299
Crossing Guard Outsourcing	POLICE	75,000	01.11.02.299
RECREATION			
Renovation of Fitness Center Bathrooms/Locker Rooms	RECREATION	250,000	22.13.17.277
Interior and Exterior Building Maintenance	RECREATION	30,000	22.13.17.277
ADA Improvements	RECREATION	20,000	22.13.17.277
Total		**$ 586,000**	

FY 2020-2021 Street Resurfacing Schedule

- Marquette Estates Subdivision- north half, including: Albert Drive, Chalmers Court, Maggie Lane (partial), Kelly Court, Anna Lane (partial), Frieh Drive (partial).
- Marquette's Crossing East Subdivision, including: Kenilworth Avenue, Kenilworth Court, Paladino Drive, Alisha Avenue.
- Weslake Subdivision
    - Neighborhood 1: Parkview North, Gleneagle Drive, Fieldstone Court, Pebblewood Drive, Grassy Knoll Drive, Brookstone Court.
    - Neighborhood 2: Canterbury Trail, Chaucer Court, Olde English Drive, Olde English Court.
- Rogers Avenue- Hudson to Hillcrest
- Lynn Avenue- Normantown to Arlington
- Avalon Drive- Belmont to Macon
- Arlington Drive- Dalhart to Kingston
- Fairfax Avenue- Avalon to Murphy
- Kirman Avenue- McKool to Murphy

VILLAGE OF ROMEOVILLE
Estimated Fund Balances
As of April 30, 2020

Fund	Actual 4/30/2019 Fund Balance	Estimated 19-20 Revenues	Estimated 19-20 Expenditures	Surplus (Deficit)	Estimated 4/30/2020 Fund Balance
Corporate	30,724,943	60,654,400	(59,749,500)	904,900	31,629,843
Recreation	2,384,211	6,360,000	(6,199,100)	160,900	2,545,111
Recreation RET Fund	814,279	1,093,700	(924,600)	169,100	983,379
Rec Athletic & Event Center	(24,128)	807,100	(846,100)	(39,000)	(63,128)
MFT	1,663,952	1,501,200	(1,056,000)	445,200	2,109,152
Local MFT Fund	269,702	1,075,700	(1,058,800)	16,900	286,602
Debt Service Fund	4,672,071	6,174,600	(7,971,300)	(1,796,700)	2,875,371
2002 A Construction	(0)			-	(0)
2001 A Construction	63,138	886,900	(60,000)	826,900	890,038
Downtown TIF Construction	1,343,931	23,042,200	(3,498,700)	19,543,500	20,887,431
Marquette TIF Construction	2,021,994	3,469,800	(3,377,900)	91,900	2,113,894
Romeo Road TIF	310,826	36,000	(1,500)	34,500	345,326
Upper Gateway TIF	162	3,000	(2,800)	200	362
Lower Gateway South TIF	62	1,300	(1,200)	100	162
Independence Road IT	-	504,500	(501,700)	2,800	2,800
Bluff Road TIF	-	219,700	(84,800)	134,900	134,900
Normantown Road TIF	-			-	-
Normantown Rd Business Dist.	-	164,400		164,400	164,400
Airport Road TIF	-			-	-
2004 Bond Construction Fund	867,125	140,000	(100,000)	40,000	907,125
Facility Construction Fund	8,242,780	5,316,500	(4,734,500)	582,000	8,824,780
Water & Sewer (unrestricted & Bc	22,325,923	20,153,100	(23,667,000)	(3,513,900)	18,812,023
Police Pension	46,046,589	3,621,800	(2,437,900)	1,183,900	47,230,489
Fire Pension	10,039,040	939,200	(518,000)	421,200	10,460,240
Total - All Funds	116,766,600	136,165,100	(116,791,400)	19,373,700	136,140,300

REVENUE MANUAL

REVENUE MANUAL

REVENUE ITEM: **CORPORATE LEVY**

FUND: **GENERAL CORPORATE FUND**

ACCOUNT: **01.00.40001**

LEGAL AUTHORIZATION: **ORDINANCE 19-1605**

REVENUE DESCRIPTION:

The Village, every December, places a tax (levies) on the Village's land owners. The tax is used to fund basic Village services. The tax is based upon 1/3 the market value of the property, commonly called the equalized assessed value (EAV), divided by 100 and multiplied by the tax rate. The tax rate is calculated by the county and is based upon the entire Village's EAV and the amount of the property taxes requested by the Village. The property taxes requested by the Village is broken down into several components including Corporate Purposes, Fire Pension, Fire Protection, Ambulance services, Recreation purposes, Refuse collection, Social Security costs, Tort and liability costs, Police Pension, Police Protection, Audit costs, Road and Bridge costs, Debt Service payments and Special Recreation Area programs.

The Corporate levy is used to offset a portion of the costs for general Village services including those provided by Administration, Finance, Community Development and Human Resources.

FEE SCHEDULE:	VILLAGE	TYPICAL HOME
EAV	$1,312,940,380	$64,195
EAV/100	$ 13,129,404	$ 642
RATE	.2938	.2938
PROPERTY TAX (EAV/100*RATE)	$ 3,856,800	$ 189

METHOD OF PROJECTION:

Estimates based upon assessed value information from Will County, Township Assessors, applicable property tax laws and the Village's tax levy requests. The Village's estimated market value is $3,938,821,140. The typical home is valued at $192,585.

PROJECTED REVENUE FISCAL YEAR 2020-2021: $3,856,800

REVENUE MANUAL

REVENUE ITEM: **FIRE PROTECTION LEVY**

FUND: **GENERAL CORPORATE FUND**

ACCOUNT: **01.00.40002**

LEGAL AUTHORIZATION: **ORDINANCE 19-1605**

REVENUE DESCRIPTION:

The Village, every December, places a tax (levies) on the Village's land owners. The tax is used to fund basic Village services. The tax is based upon 1/3 the market value of the property, commonly called the equalized assessed value (EAV), divided by 100 and multiplied by the tax rate. The tax rate is calculated by the county and is based upon the entire Village's EAV and the amount of the property taxes requested by the Village. The property taxes requested by the Village is broken down into several components including Corporate Purposes, Fire Pension, Fire Protection, Ambulance services, Recreation purposes, Refuse collection, Social Security costs, Tort and liability costs, Police Pension, Police Protection, Audit costs, Road and Bridge costs, Debt Service payments and Special Recreation Area programs.

The Fire Protection levy is to offset a portion of the Fire protection costs provided by the Village including Fire suppression, Inspectional Services and Fire Prevention.

FEE SCHEDULE:	**VILLAGE**	**TYPICAL HOME**
EAV	$ 845,928,291	$64,195
EAV/100	$ 8,459,283	$ 642
RATE	.0429	.0429
PROPERTY TAX (EAV/100*RATE)	$ 363,000	$ 28

METHOD OF PROJECTION:

Estimates based upon assessed value information from Will County, Township Assessors, applicable property tax laws and the Village's tax levy requests. The Village's Fire Protection Service Area estimated market value is $2,537,784,873. The typical home is valued at $192,585.

PROJECTED REVENUE FISCAL YEAR 2020-2021: $363,000

REVENUE MANUAL

REVENUE ITEM: **POLICE PROTECTION LEVY**

FUND: **GENERAL CORPORATE FUND**

ACCOUNT: **01.00.40003**

LEGAL AUTHORIZATION: **ORDINANCE 19-1605**

REVENUE DESCRIPTION:

The Village, every December, places a tax (levies) on the Village's land owners. The tax is used to fund basic Village services. The tax is based upon 1/3 the market value of the property, commonly called the equalized assessed value (EAV), divided by 100 and multiplied by the tax rate. The tax rate is calculated by the county and is based upon the entire Village's EAV and the amount of the property taxes requested by the Village. The property taxes requested by the Village is broken down into several components including Corporate Purposes, Fire Pension, Fire Protection, Ambulance services, Recreation purposes, Refuse collection, Social Security costs, Tort and liability costs, Police Pension, Police Protection, Audit costs, Road and Bridge costs, Debt Service payments and Special Recreation Area programs.

The Police Protection levy is used to offset a portion of the costs for Police Services excluding pension costs.

FEE SCHEDULE:	VILLAGE	TYPICAL HOME
EAV	$1,312,940,380	$64,195
EAV/100	$ 13,129,404	$ 642
RATE	.0434	.0434
PROPERTY TAX (EAV/100*RATE)	$ 570,000	$ 28

METHOD OF PROJECTION:

Estimates based upon assessed value information from Will County, Township Assessors, applicable property tax laws and the Village's tax levy requests. The Village's estimated market value is $3,938,821,140. The typical home is valued at $192,585.

PROJECTED REVENUE FISCAL YEAR 2020-2021: $570,000

REVENUE MANUAL

REVENUE ITEM: **AMBULANCE LEVY**

FUND: **GENERAL CORPORATE FUND**

ACCOUNT: **01.00.40004**

LEGAL AUTHORIZATION: **ORDINANCE 19-1605**

REVENUE DESCRIPTION:

The Village, every December, places a tax (levies) on the Village's land owners. The tax is used to fund basic Village services. The tax is based upon 1/3 the market value of the property, commonly called the equalized assessed value (EAV), divided by 100 and multiplied by the tax rate. The tax rate is calculated by the county and is based upon the entire Village's EAV and the amount of the property taxes requested by the Village. The property taxes requested by the Village is broken down into several components including Corporate Purposes, Fire Pension, Fire Protection, Ambulance services, Recreation purposes, Refuse collection, Social Security costs, Tort and liability costs, Police Pension, Police Protection, Audit costs, Road and Bridge costs, Debt Service payments and Special Recreation Area programs.

The Ambulance levy is used to offset a portion of the Emergency Medical Services provided by the Village.

FEE SCHEDULE:	VILLAGE	TYPICAL HOME
EAV	$ 845,928,291	$64,195
EAV/100	$ 8,459,283	$ 642
RATE	.0952	.0952
PROPERTY TAX (EAV/100*RATE)	$ 805,500	$ 61

METHOD OF PROJECTION:

Estimates based upon assessed value information from Will County, Township Assessors, applicable property tax laws and the Village's tax levy requests. The Village's Fire Protection Service Area estimated market value is $2,537,784,873. The typical home is valued at $192,585.

PROJECTED REVENUE FISCAL YEAR 2020-2021: $805,500

REVENUE MANUAL

REVENUE ITEM: **AUDIT TAX LEVY**

FUND: **GENERAL CORPORATE FUND**

ACCOUNT: **01.00.40006**

LEGAL AUTHORIZATION: **ORDINANCE 19-1605**

REVENUE DESCRIPTION:

The Village, every December, places a tax (levies) on the Village's land owners. The tax is used to fund basic Village services. The tax is based upon 1/3 the market value of the property, commonly called the equalized assessed value (EAV), divided by 100 and multiplied by the tax rate. The tax rate is calculated by the county and is based upon the entire Village's EAV and the amount of the property taxes requested by the Village. The property taxes requested by the Village is broken down into several components including Corporate Purposes, Fire Pension, Fire Protection, Ambulance services, Recreation purposes, Refuse collection, Social Security costs, Tort and liability costs, Police Pension, Police Protection, Audit costs, Road and Bridge costs, Debt Service payments and Special Recreation Area programs.

The Audit levy is used to offset a portion of the costs for the Village's annual financial audit.

FEE SCHEDULE:	VILLAGE	TYPICAL HOME
EAV	$1,312,940,380	$64,195
EAV/100	$ 13,129,404	$ 642
RATE	.0030	.0030
PROPERTY TAX (EAV/100*RATE)	$ 40,000	$ 2

METHOD OF PROJECTION:

Estimates based upon assessed value information from Will County, Township Assessors, applicable property tax laws and the Village's tax levy requests. The Village's estimated market value is $3,938,821,140. The typical home is valued at $192,585.

PROJECTED REVENUE FISCAL YEAR 2020-2021: $40,000

REVENUE MANUAL

REVENUE ITEM: **SOCIAL SECURITY LEVY**

FUND: **GENERAL CORPORATE FUND**

ACCOUNT: **01.00.40007**

LEGAL AUTHORIZATION: **ORDINANCE 19-1605**

REVENUE DESCRIPTION:

The Village, every December, places a tax (levies) on the Village's land owners. The tax is used to fund basic Village services. The tax is based upon 1/3 the market value of the property, commonly called the equalized assessed value (EAV), divided by 100 and multiplied by the tax rate. The tax rate is calculated by the county and is based upon the entire Village's EAV and the amount of the property taxes requested by the Village. The property taxes requested by the Village is broken down into several components including Corporate Purposes, Fire Pension, Fire Protection, Ambulance services, Recreation purposes, Refuse collection, Social Security costs, Tort and liability costs, Police Pension, Police Protection, Audit costs, Road and Bridge costs, Debt Service payments and Special Recreation Area programs.

The Social Security levy is used to offset a portion of the Village's employer share of FICA and Medicare.

FEE SCHEDULE:	VILLAGE	TYPICAL HOME
EAV	$1,312,940,380	$64,195
EAV/100	$ 13,129,404	$ 642
RATE	.0990	.0990
PROPERTY TAX (EAV/100*RATE)	$ 1,300,000	$ 64

METHOD OF PROJECTION:

Estimates based upon assessed value information from Will County, Township Assessors, applicable property tax laws and the Village's tax levy requests. The Village's estimated market value is $3,938,821,140. The typical home is valued at $192,585.

PROJECTED REVENUE FISCAL YEAR 2020-2021: $1,300,000

REVENUE MANUAL

REVENUE ITEM: **STREET LEVY**

FUND: **GENERAL CORPORATE FUND**

ACCOUNT: **01.00.40008**

LEGAL AUTHORIZATION: **ORDINANCE 19-1605**

REVENUE DESCRIPTION:

The Village, every December, places a tax (levies) on the Village's land owners. The tax is used to fund basic Village services. The tax is based upon 1/3 the market value of the property, commonly called the equalized assessed value (EAV), divided by 100 and multiplied by the tax rate. The tax rate is calculated by the county and is based upon the entire Village's EAV and the amount of the property taxes requested by the Village. The property taxes requested by the Village is broken down into several components including Corporate Purposes, Fire Pension, Fire Protection, Ambulance services, Recreation purposes, Refuse collection, Social Security costs, Tort and liability costs, Police Pension, Police Protection, Audit costs, Road and Bridge costs, Debt Service payments and Special Recreation Area programs. The revenue includes $259,700 of the Township Road and Bridge portion, which is calculated and levied by the county.

The Street levy is used to offset a portion of the maintenance costs for the Village's roads.

FEE SCHEDULE:	VILLAGE	TYPICAL HOME
EAV	$1,312,940,380	$64,195
EAV/100	$ 13,129,404	$ 642
RATE	.0240	.0240
PROPERTY TAX (EAV/100*RATE)	$ 315,000	$ 15

METHOD OF PROJECTION:

Estimates based upon assessed value information from Will County, Township Assessors, applicable property tax laws and the Village's tax levy requests. The Village's estimated market value is $3,938,821,140. The typical home is valued at $192,585. The Village will receive $315,000 from its levy and $336,600 from the various Township Road and Bridge levies.

PROJECTED REVENUE FISCAL YEAR 2020-2021: $651,600

REVENUE MANUAL

REVENUE ITEM: **REFUSE DISPOSAL LEVY**

FUND: **GENERAL CORPORATE FUND**

ACCOUNT: **01.00.40010**

LEGAL AUTHORIZATION: **ORDINANCE 19-1605**

REVENUE DESCRIPTION:

The Village, every December, places a tax (levies) on the Village's land owners. The tax I s used to fund basic Village services. The tax is based upon 1/3 the market value of the property, commonly called the equalized assessed value (EAV), divided by 100 and multiplied by the tax rate. The tax rate is calculated by the county and is based upon the entire Village's EAV and the amount of the property taxes requested by the Village. The property taxes requested by the Village is broken down into several components including Corporate Purposes, Fire Pension, Fire Protection, Ambulance services, Recreation purposes, Refuse collection, Social Security costs, Tort and liability costs, Police Pension, Police Protection, Audit costs, Road and Bridge costs, Debt Service payments and Special Recreation Area programs.

The Refuse levy is used to offset a portion of the Village's tipping fees and refuse collection costs.

FEE SCHEDULE:	**VILLAGE**	**TYPICAL HOME**
EAV	$1,312,940,380	$64,195
EAV/100	$ 13,129,404	$ 642
RATE	.0464	.0464
PROPERTY TAX (EAV/100*RATE)	$ 610,000	$ 30

METHOD OF PROJECTION:

Estimates based upon assessed value information from Will County, Township Assessors, applicable property tax laws and the Village's tax levy requests. The Village's estimated market value is $3,938,821,140. The typical home is valued at $192,585.

PROJECTED REVENUE FISCAL YEAR 2020-2021: $610,000

REVENUE MANUAL

REVENUE ITEM: **TORT IMMUNITY LEVY**

FUND: **GENERAL CORPORATE FUND**

ACCOUNT: **01.00.40011**

LEGAL AUTHORIZATION: **ORDINANCE 19-1605**

REVENUE DESCRIPTION:

The Village, every December, places a tax (levies) on the Village's land owners. The tax is used to fund basic Village services. The tax is based upon 1/3 the market value of the property, commonly called the equalized assessed value (EAV), divided by 100 and multiplied by the tax rate. The tax rate is calculated by the county and is based upon the entire Village's EAV and the amount of the property taxes requested by the Village. The property taxes requested by the Village is broken down into several components including Corporate Purposes, Fire Pension, Fire Protection, Ambulance services, Recreation purposes, Refuse collection, Social Security costs, Tort and liability costs, Police Pension, Police Protection, Audit costs, Road and Bridge costs, Debt Service payments and Special Recreation Area programs.

The Tort Immunity levy is used to offset a portion of the Village's costs associated with liability insurance, tort judgments, and settlements.

FEE SCHEDULE:	VILLAGE	TYPICAL HOME
EAV	$1,312,940,380	$64,195
EAV/100	$ 13,129,404	$ 642
RATE	.1066	.1066
PROPERTY TAX (EAV/100*RATE)	$ 1,400,000	$ 68

METHOD OF PROJECTION:

Estimates based upon assessed value information from Will County, Township Assessors, applicable property tax laws and the Village's tax levy requests. The Village's estimated market value is $3,938,821,140. The typical home is valued at $192,585.

PROJECTED REVENUE FISCAL YEAR 2020-2021: $1,400,000

REVENUE MANUAL

REVENUE ITEM: **POLICE PENSION LEVY**

FUND: **GENERAL CORPORATE FUND**

ACCOUNT: **01.00.40013**

LEGAL AUTHORIZATION: **ORDINANCE 19-1605**

REVENUE DESCRIPTION:

The Village, every December, places a tax (levies) on the Village's land owners. The tax is used to fund basic Village services. The tax is based upon 1/3 the market value of the property, commonly called the equalized assessed value (EAV), divided by 100 and multiplied by the tax rate. The tax rate is calculated by the county and is based upon the entire Village's EAV and the amount of the property taxes requested by the Village. The property taxes requested by the Village is broken down into several components including Corporate Purposes, Fire Pension, Fire Protection, Ambulance services, Recreation purposes, Refuse collection, Social Security costs, Tort and liability costs, Police Pension, Police Protection, Audit costs, Road and Bridge costs, Debt Service payments and Special Recreation Area programs.

The Police Pension levy is used to offset the Village's required contribution to the Police Pension Fund. The funds are transferred to the Police Pension Fund.

FEE SCHEDULE:	VILLAGE	TYPICAL HOME
EAV	$1,312,940,380	$64,195
EAV/100	$ 13,129,404	$ 642
RATE	.1672	.1672
PROPERTY TAX (EAV/100*RATE)	$ 2,104,200	$ 107

METHOD OF PROJECTION:

Estimates based upon assessed value information from Will County, Township Assessors, applicable property tax laws and the Village's tax levy requests. The Village's estimated market value is $3,938,821,140. The typical home is valued at $192,585.

PROJECTED REVENUE FISCAL YEAR 2020-2021: $2,194,900

REVENUE MANUAL

REVENUE ITEM: **FIRE PENSION LEVY**

FUND: **GENERAL CORPORATE FUND**

ACCOUNT: **01.00.40014**

LEGAL AUTHORIZATION: **ORDINANCE 19-1605**

REVENUE DESCRIPTION:

The Village, every December, places a tax (levies) on the Village's land owners. The tax is used to fund basic Village services. The tax is based upon 1/3 the market value of the property, commonly called the equalized assessed value (EAV), divided by 100 and multiplied by the tax rate. The tax rate is calculated by the county and is based upon the entire Village's EAV and the amount of the property taxes requested by the Village. The property taxes requested by the Village is broken down into several components including Corporate Purposes, Fire Pension, Fire Protection, Ambulance services, Recreation purposes, Refuse collection, Social Security costs, Tort and liability costs, Police Pension, Police Protection, Audit costs, Road and Bridge costs, Debt Service payments and Special Recreation Area programs.

The Fire Pension levy is used to offset the Village's required contribution to the Fire Pension Fund. The funds are transferred to the Fire Pension Fund.

FEE SCHEDULE:	**VILLAGE**	**TYPICAL HOME**
EAV	$ 845,928,291	$64,195
EAV/100	$ 8,459,283	$ 642
RATE	.0544	.0544
PROPERTY TAX (EAV/100*RATE)	$ 459,800	$ 35

METHOD OF PROJECTION:

Estimates based upon assessed value information from Will County, Township Assessors, applicable property tax laws and the Village's tax levy requests. The Village's Fire Protection Service Area estimated market value is $2,537,784,873. The typical home is valued at $192,585.

PROJECTED REVENUE FISCAL YEAR 2020-2021: $459,800

REVENUE MANUAL

REVENUE ITEM: **USE TAX**

FUND: **GENERAL CORPORATE FUND**

ACCOUNT: **01.00.40115**

LEGAL AUTHORIZATION: **STATE STATUTE**

REVENUE DESCRIPTION:

A tax imposed on the privilege of using, in Romeoville, any item of tangible personal property that is purchased retail.

FEE SCHEDULE:

The use tax rate is 6.25% on general merchandise and 1% on qualifying food, drugs and medical appliances. 20% of the collections for general merchandise and 100% of the collection on qualifying food, drugs and medical appliances are returned to the local government.

METHOD OF PROJECTION:

$35.50 per resident; 39,680 residents ($35.50 x 39,680)

IML February 2020 estimate.

PROJECTED REVENUE FISCAL YEAR 2020-2021: $1,408,600

COMMENTS:

REVENUE MANUAL

REVENUE ITEM: **SALES TAX**

FUND: **GENERAL CORPORATE FUND**

ACCOUNT: **01.00.40116**

LEGAL AUTHORIZATION: **STATE STATUTE**

REVENUE DESCRIPTION:

"Sales Tax" is an umbrella term that covers the various taxes imposed under the Retailer's Occupation Tax Act (ROT), the Service Occupation Tax Act (SOT), the Service Use Tax Act (SUT) and the Use Tax Act (UT). ROT is imposed on Illinois businesses that make retail sales of intangible personal property for use or consumption. SOT is imposed on service persons that sell or transfer tangible personal property as an incident to performing their services. SUT is imposed on the use of tangible personal property acquired as an incident to the purchase of a service from a service person. UT is imposed on the user of intangible personal property purchased at retail. Both individuals and businesses pay UT.

FEE SCHEDULE:

The State Sales Tax Rate is 1% on general merchandise excluding titled merchandise and 1% on qualifying food, drugs and medical appliances (1% of sales goes to the Village).

The sales tax rate in Romeoville is 8.50% on general merchandise (2.5% of sales goes to the Village), 7.0% on titled merchandise (1% of sales goes to the Village) and 1.75% on qualifying food, drugs and medical appliances (1% of sales goes to the Village).

METHOD OF PROJECTION:

1.9% more over the previous fiscal year estimate. 7.00% increase versus the prior year budget.

PROJECTED REVENUE FISCAL YEAR 2020-2021: $7,600,000

COMMENTS:

Includes Adult Use Cannabis Sales Starting July 1st, 2020

REVENUE MANUAL

REVENUE ITEM: **UTILITY TAX - ELECTRIC**

FUND: **GENERAL CORPORATE FUND**

ACCOUNT: **01.00.40117**

LEGAL AUTHORIZATION: **ORDINANCE 2593-98, 0536 (1977), 0482 (1976)**

REVENUE DESCRIPTION:

A tax imposed on the use or consumption of electricity by residential and nonresidential customers within the municipality.

FEE SCHEDULE:

1st 2,000 KW-hours; $.582 per KW-hour
Next 48,000 KW-hours; $.401 per KW-hour
Next 50,000 KW-hours; $.344 per KW-hour
Next 400,000 KW-hours; $.343 per KW-hour
Next 500,000 KW-hours; $.342 per KW-hour
Next 2,000,000 KW-hours; $.332 per KW-hour
Next 2,000,000 KW-hours; $.222 per KW-hour
Next 5,000,000 KW-hours; $.216 per KW-hour
Next 10,000,000 KW-hours; $.213 per KW-hour
Excess of 20,000,000 KW-hours; $.200 per KW-hour

METHOD OF PROJECTION:

1.8% decrease versus the prior fiscal year's budget, same vs. prior year revenue projection.

PROJECTED REVENUE FISCAL YEAR 2020-2021: $3,320,000

COMMENTS:

REVENUE MANUAL

REVENUE ITEM: **UTILITY TAX - GAS**

FUND: **GENERAL CORPORATE FUND**

ACCOUNT: **01.00.40118**

LEGAL AUTHORIZATION: **VILLAGE ORDINANCE NO. 06-0438**

REVENUE DESCRIPTION:

A tax imposed upon the privilege of using or consuming natural gas acquired in a purchase at retail and used or consumed within the corporate limits of the Village.

FEE SCHEDULE:

Per Month:

3.5 Cents per therm 0-547,000
0.1 Cents per therm 547,001 plus

METHOD OF PROJECTION:

Same versus the prior fiscal year's budget and 1.3% less versus prior year projected.

PROJECTED REVENUE FISCAL YEAR 2020-2021: $1,150,000

COMMENTS:

Current rate was scheduled went into effect July 1, 2010.

REVENUE MANUAL

REVENUE ITEM: **UTILITY TAX - PHONE**

FUND: **GENERAL CORPORATE FUND**

ACCOUNT: **01.00.40119**

LEGAL AUTHORIZATION: **VILLAGE ORDINANCE NO. 0070-02**

REVENUE DESCRIPTION:

Revenue generated by the Simplified Municipal Telecommunications Tax. The Simplified Municipal Telecommunications Tax is imposed on the act or privilege of originating in the municipality or receiving in the municipality intrastate or interstate telecommunications.

FEE SCHEDULE:

6% of gross sales

METHOD OF PROJECTION:

13.8% less versus the prior fiscal year's budget, same vs. prior year revenue projection.

PROJECTED REVENUE FISCAL YEAR 2020-2021: $690,000

COMMENTS:

REVENUE MANUAL

REVENUE ITEM: **UTILITY TAX - WATER**

FUND: **GENERAL CORPORATE FUND**

ACCOUNT: **01.00.40120**

LEGAL AUTHORIZATION: **ORDINANCE NO. 536**

REVENUE DESCRIPTION:

A tax imposed on the use of water provided by the Village.

FEE SCHEDULE:

5% of gross receipts

METHOD OF PROJECTION:

5% of the water sales (within Village limits) revenue projection.

PROJECTED REVENUE FISCAL YEAR 2020-2021: $332,000

COMMENTS:

REVENUE MANUAL

REVENUE ITEM: **STATE INCOME TAX**

FUND: **GENERAL CORPORATE FUND**

ACCOUNT: **01.00.40124**

LEGAL AUTHORIZATION: **STATE STATUTE**

REVENUE DESCRIPTION:

A tax imposed on the privilege of earning or receiving income as a resident or business of the State of Illinois.

FEE SCHEDULE:

Municipalities receive 6% (formerly one-tenth (10%) prior to the January 1, 2015 tax change) of the State's net collections. The funds are distributed on a per capita basis.

METHOD OF PROJECTION:

$105 per resident; 39,680 residents ($105 x 39,680)

IML February 2020 estimate

PROJECTED REVENUE FISCAL YEAR 2020-2021: $4,166,400

COMMENTS: Budgeted based on 5% reduction of the distribution to municipalities.

REVENUE MANUAL

REVENUE ITEM: **PROPERTY REPLACEMENT TAX**

FUND: **GENERAL CORPORATE FUND**

ACCOUNT: **01.00.40127**

LEGAL AUTHORIZATION: **STATE STATUTE**

REVENUE DESCRIPTION:

Revenues collected by the State of Illinois and paid to local governments to replace money that was lost by local governments when their power to impose personal property taxes on corporations, partnerships and other entities were taken away. The State shares revenues received from the increased income tax on corporations, partnerships and other entities.

FEE SCHEDULE:

Money is distributed to the taxing districts on the basis of each districts share of the personal property tax collection from the 1977 tax year.

METHOD OF PROJECTION:

10% increase versus prior year budget and s11% decrease versus prior year estimate.

PROJECTED REVENUE FISCAL YEAR 2020-2021: $160,000

COMMENTS:

REVENUE MANUAL

REVENUE ITEM: **AUTOMOBILE RENTAL TAX**

FUND: **GENERAL CORPORATE FUND**

ACCOUNT: **01.00.40129**

LEGAL AUTHORIZATION: **ORDINANCE 04-0124**

REVENUE DESCRIPTION:

"Sales Tax" is an umbrella term that covers the various taxes imposed under the Retailer's Occupation Tax Act (ROT), the Service Occupation Tax Act (SOT), the Service Use Tax Act (SUT) and the Use Tax Act (UT). ROT is imposed on Illinois businesses that make retail sales of intangible personal property for use or consumption. SOT is imposed on service persons that sell or transfer tangible personal property as an incident to performing their services. SUT is imposed on the use of tangible personal property acquired as an incident to the purchase of a service from a service person. UT is imposed on the user of intangible personal property purchased at retail. Both individuals and businesses pay UT.

The sales tax also includes a 1% tax on the net leased value of automobiles.

FEE SCHEDULE:

The Automobile Rental Tax is 1% on the net sales price of leased vehicles and is paid out over the term of the lease.

METHOD OF PROJECTION:

Based on prior year lease values.

PROJECTED REVENUE FISCAL YEAR 2020-2021: $6,000

REVENUE MANUAL

REVENUE ITEM: **GAMING TAX**

FUND: **GENERAL CORPORATE FUND**

ACCOUNT: **01.00.40130**

LEGAL AUTHORIZATION: **ORDINANCE 12-1021**

REVENUE DESCRIPTION:

The State of Illinois has passed a law allowing Video Gaming. The state will use the gaming tax funds for various capital projects throughout the state. The Village passed an ordinance to allow Video Gaming in the Village. There is a limit of 6 machines per establishment and a $150 annual fee. An eligible establishment must have a liquor license, serve prepared food and segregate the machines so only those over 21 years of age may use the machines. The Village receives 5% of the net revenue in taxes.

FEE SCHEDULE:

87 machines at 17 locations generating $13,000 in fees and 5% of $5,740,000 in net revenue. Based on current collections.

METHOD OF PROJECTION:

Same as last year, 7.1% increase versus last year budget. First full year with 6 machine limit.

PROJECTED REVENUE FISCAL YEAR 2020-2021: 300,000

REVENUE MANUAL

REVENUE ITEM: **HOME RULE SALES TAX**

FUND: **GENERAL CORPORATE FUND**

ACCOUNT: **01.00.40131**

LEGAL AUTHORIZATION: **ORDINANCE 04-0124**

REVENUE DESCRIPTION:

The Village imposes a 1% local Home Rule Sales Tax. A "Sales Tax" is an umbrella term that covers the various taxes imposed under the Retailer's Occupation Tax Act (ROT), the Service Occupation Tax Act (SOT), the Service Use Tax Act (SUT) and the Use Tax Act (UT). ROT is imposed on Illinois businesses that make retail sales of intangible personal property for use or consumption. SOT is imposed on service persons that sell or transfer tangible personal property as an incident to performing their services. SUT is imposed on the use of tangible personal property acquired as an incident to the purchase of a service from a service person. UT is imposed on the user of intangible personal property purchased at retail. Both individuals and businesses pay UT.

The Home Rule Sales Tax does not apply to sale of groceries, medicine, medical supplies and titled goods such as automobiles and boats.

FEE SCHEDULE:

The Home Rule Tax Rate is 1.5% on general merchandise excluding titled merchandise and qualifying food, drugs and medical appliances.

The sales tax rate in Romeoville is 8.50% on general merchandise (2.5% of sales goes to the Village), 7.0% on titled merchandise (1% of sales goes to the Village) and 1.75% on qualifying food, drugs and medical appliances (1% of sales goes to the Village).

METHOD OF PROJECTION:

2.2% increase versus the previous fiscal year estimate, 4.5% increase versus prior year budget. Reflects 0.5% State Collection Fee.

PROJECTED REVENUE FISCAL YEAR 2020-2021: $8,150,000

REVENUE MANUAL

REVENUE ITEM: **HOME RULE GAS TAX**

FUND: **GENERAL CORPORATE FUND**

ACCOUNT: **01.00.40132**

LEGAL AUTHORIZATION: **ORDINANCE 04-0125 & 09-0784**

REVENUE DESCRIPTION:

The Village imposes a local tax upon the retail purchase of motor fuel. The tax is unit based/consumption based (gallons sold). The revenues will be used to offset the Village's costs of maintaining its roads. The Village first imposed the tax in May of 2004.

FEE SCHEDULE:

The tax rate is 6 cents per gallon for gasoline and 9 cents per gallon for diesel fuel. 50% of collections are allocated to the General Corporate Fund (1) and 50% is allocated to the Local Motor Fuel Tax Fund (21).

METHOD OF PROJECTION:

The Village currently has 15 gas stations plus a FedEx facility which provide motor fuel. The estimate is based on the gallons sold from the prior year and projections for new stations less recently closed stations. The budget is 9.8% more versus prior year budget and 12.9% more than the prior year estimate.

PROJECTED REVENUE FISCAL YEAR 2020-2021: $1,185,000

COMMENTS: The Village increased its motor fuel tax to 6 cents and diesel tax rate to 9 cents on April 4, 2018 (Ord 18-1474). Reflects addition of Thornton's Refueling Station on Route 53 and Joliet Road for a full year.

REVENUE MANUAL

REVENUE ITEM: **REAL ESTATE TRANSFER TAX**

FUND: **GENERAL CORPORATE FUND**

ACCOUNT: **01.00.40133**

LEGAL AUTHORIZATION: **ORDINANCE 04-0170**

REVENUE DESCRIPTION:

The tax is imposed on the sale of all real estate property within the Village. The tax is the responsibility of the property buyer. Proof of payment is through a Village Stamp that has to be affixed to the deed. The county will not record the deed unless the stamps are affixed. All debts (associated with the property) owed to the Village have to be paid and a final water meter reading appointment set before the stamps are issued. If a resident sells and buys their principal residence in town within a year, the Village refunds the tax on the property that they buy. Thirteen types of transactions, including title name changes and refinancing, are exempt from the tax but still require a stamp to record the deed and meet the other provisions and obligations of the ordinance The revenues will be used to pay for preserving open space and growth related capital projects including Village facilities such as a new Village Hall or Public Safety Building, equipment, such as snow plows for a new snow route, or infrastructure improvements, such as bike paths, road widening or additional traffic signals.

FEE SCHEDULE: $3.50 per $1,000 of the sales price of real estate.

One half of the tax is allocated to the General Corporate Fund (1) and one half is allocated to the Recreation Real Estate Transfer Tax Fund (23).

METHOD OF PROJECTION:

11.1% Increase versus the prior year budget, 51.2% decrease versus the prior fiscal year's revenue projection. $285.7 million in real estate sales.

PROJECTED REVENUE FISCAL YEAR 2020-2021: $500,000

COMMENTS:

REVENUE MANUAL

REVENUE ITEM: **FOOD AND BEVERAGE TAX**

FUND: **GENERAL CORPORATE FUND**

ACCOUNT: **01.00.40135**

LEGAL AUTHORIZATION: **ORDINANCE 09-0783 & 09-0795**

REVENUE DESCRIPTION:

The tax will apply to all liquor sales, packaged or for immediate consumption, within the Village. The tax will also apply to all food and non-alcoholic drink sales prepared for immediate consumption, such as food sold at restaurants. The tax does not apply to groceries, food sold by not-for profit organizations, food sold through vending machines, food sold at schools/school lunches or food sold at residential care or medical care facilities (hospitals).

The tax went into effect January 1st, 2010 and is collected directly by the Village. The new rate structure went into effect May 1st, 2014.

FEE SCHEDULE:

1.25% of the sales price of applicable Food & Beverage Sales and 3% on applicable Alcohol Sales.

METHOD OF PROJECTION:

Based upon prior year history. 1.6% increase versus prior year budget and 0.3% increase versus prior year estimate.

1.25% of $79,380,000 in food and non-alcohol beverage sales and 3% of $19,425,000 in alcohol sales.

PROJECTED REVENUE FISCAL YEAR 2020-2021: $1,575,000

COMMENTS:

REVENUE MANUAL

REVENUE ITEM: **LOCAL CANNABIS EXCISE TAX**

FUND: **GENERAL CORPORATE FUND**

ACCOUNT: **01.00.40136**

LEGAL AUTHORIZATION: **ORDINANCE 19-1593**

REVENUE DESCRIPTION:

The State of Illinois in 2019 passed legislation that allowed for the sale of recreational adult use Cannabis staring January 1st, 2020. The legislation allowed municipalities to impose up to a 3% tax on the sale of adult use recreational cannabis. The Village passed legislation in September of 2019 to collect at the maximum 3% rate. The State collects and distributes the tax on behalf of the Village in a similar manner it collects sales tax. The State did not start collecting the tax for municipalities until July of 2020.

The Village has one dispensary that sells both medical and adult recreational use cannabis.

FEE SCHEDULE:

3.00% of adult use cannabis sales.

METHOD OF PROJECTION:

3% of $5.0 million in sales

PROJECTED REVENUE FISCAL YEAR 2020-2021: $150,000

COMMENTS:

The State will start to collect the tax for the Village starting with July Sales and make the first remittance to the Village in October.

REVENUE MANUAL

REVENUE ITEM: **AUTO THEFT GRANT**

FUND: **GENERAL CORPORATE FUND**

ACCOUNT: **01.00.40250**

LEGAL AUTHORIZATION: **INTERGOVERNMENTAL AGREEMENT**

REVENUE DESCRIPTION:

The Village of Romeoville assigns a police officer to the Tri-County Area Task Force theft group, which is based out of the City of Joliet. The group consists of police officers from the Tri-County area. The Village is reimbursed by the task force for the cost of the officer.

FEE SCHEDULE:

The Village is reimbursed quarterly.

METHOD OF PROJECTION:

Auto task force agreement.

PROJECTED REVENUE FISCAL YEAR 2020-2021: $100,000

COMMENTS:

The Tri-County Auto Task Force has been awarded their state grant and has allocated approximately $100,000 to the Romeoville Police Department in the upcoming year for salary and fringe costs of the office assigned to the program.

REVENUE MANUAL

REVENUE ITEM: **D.A.R.E. PROGRAM REVENUE**

FUND: **GENERAL CORPORATE FUND**

ACCOUNT: **01.00.40252**

LEGAL AUTHORIZATION: **INTERGOVERNMENTAL AGREEMENT**

REVENUE DESCRIPTION:

Reimbursement from Valley View School District for teaching of D.A.R.E. classes.

FEE SCHEDULE:

The revenue amount is based upon the agreement. The funds are received over the course of the school year.

METHOD OF PROJECTION:

The revenue amount is based upon the agreement.

PROJECTED REVENUE FISCAL YEAR 2020-2021: **$7,500**

COMMENTS:

REVENUE MANUAL

REVENUE ITEM: **FEDERAL GRANTS**

FUND: **GENERAL CORPORATE FUND**

ACCOUNT: **01.00.40266**

LEGAL AUTHORIZATION: **GRANT AWARD**

REVENUE DESCRIPTION:

Federal Grants for a variety of Police Department programs including holiday traffic safety checks, participation in HIDTA and bullet proof vest reimbursements and funds for Fire Department SCBA Compressors (Self Contained Breathing Apparatus).

FEE SCHEDULE:

$ 64,000 Assistance to Firefighter Grant – Fire
$ 22,000 IDOT Traffic Safety Grant - Police
$ 7,000.00 Bulletproof Vest Grant - Police
$ 8,000.00 HIDTA Overtime Reimbursement - Police

METHOD OF PROJECTION: Grant Award - Federal & State Grant guidelines

PROJECTED REVENUE FISCAL YEAR 2020-2021: $103,000

COMMENTS:

REVENUE MANUAL

REVENUE ITEM: **SWARM SAFETY GRANT**

FUND: **GENERAL CORPORATE FUND**

ACCOUNT: **01.00.42073**

LEGAL AUTHORIZATION: **GRANT AWARD**

REVENUE DESCRIPTION:

SWARM (South West Area Risk Management), the Village's self-insurance pool for worker comp and liability insurance over the past few has provided funds to its member communities to be used for a variety of safety related projects.

FEE SCHEDULE:

Grant amount determined by SWARM

METHOD OF PROJECTION:

Based on Last Year Grants Award and indications from SWARM that the grants would be provide again for in FY 20-21

PROJECTED REVENUE FISCAL YEAR 2020-2021: $163,600

COMMENTS:

The grant will be used to purchase $48,000 in 800 MHz radios for Police, $40,000 in REMA Command Center Radio Equipment and $75,600 is safety equipment and programs that will be determined over the course of the fiscal year.

REVENUE MANUAL

REVENUE ITEM: **BUSINESS LICENSES**

FUND: **GENERAL CORPORATE FUND**

ACCOUNT: **01.00.41001**

LEGAL AUTHORIZATION: **VILLAGE CODE 43.01**

REVENUE DESCRIPTION:

An annual fee imposed on the privilege of operating a business, rental of property as a landlord and/or operating vending machines and amusement devices in the municipality.

FEE SCHEDULE:

Various Schedules and rates – See Municipal Code

METHOD OF PROJECTION:

5.3% increase versus 2019-20 budget, 2.8 decrease versus 2019-20 actual estimate.

PROJECTED REVENUE FISCAL YEAR 2020-2021: $300,000

COMMENTS:

Village increased business license fees in 2018 to match surrounding communities in structure and cost (Ord18-1505).

REVENUE MANUAL

REVENUE ITEM: **LIQUOR LICENSES**

FUND: **GENERAL CORPORATE FUND**

ACCOUNT: **01.00.41002**

LEGAL AUTHORIZATION: **VILLAGE ORDINANCE 43.01**

REVENUE DESCRIPTION:

An annual fee imposed on the privilege of selling alcohol in the municipality.

FEE SCHEDULE:

Various Schedules and rates – See Municipal Code

METHOD OF PROJECTION:

2019-20 billings.

PROJECTED REVENUE FISCAL YEAR 2020-2021: $111,000

COMMENTS:

REVENUE MANUAL

REVENUE ITEM: **CONTRACTOR BUSINESS PERMITS**

FUND: **GENERAL FUND**

ACCOUNT: **01.00.41005**

LEGAL AUTHORIZATION: **MUNICIPAL CODE CHAPTER 124**

REVENUE DESCRIPTION:

This is a registration fee that is charged for contractors to work within the Village.

FEE SCHEDULE:

The current fee schedule is as follows: $75 for sub-contractors or $150 for contractors for a one (1) year period.

METHOD OF PROJECTION:

- The assumptions were based on the number of contractor's licenses issued over the past several years adjusted for the current fee schedule.
- It was assumed that approximately 375 general contractors and 375 sub-contractors would receive business licenses during the 2020-2021 fiscal year.

PROJECTED REVENUE FISCAL YEAR 2020-2021: **$110,000**

COMMENTS:

REVENUE MANUAL

REVENUE ITEM: **SOLICITOR PERMIT**

FUND: **GENERAL CORPORATE FUND**

ACCOUNT: **01.00.41006**

LEGAL AUTHORIZATION: **CHAPTER 43.01**

REVENUE DESCRIPTION:

Revenue generated by issuing permits to people or organizations who want to solicit residents in the Village of Romeoville.

FEE SCHEDULE:

Door-to-door Solicitation	$250/month
Distributing Flyers	$150/month

METHOD OF PROJECTION:

Prior year's history

PROJECTED REVENUE FISCAL YEAR 2020-2021: $7,500

COMMENTS:

REVENUE MANUAL

REVENUE ITEM: **BUILDING PERMITS**

FUND: **GENERAL FUND**

ACCOUNT: **01.00.41007**

LEGAL AUTHORIZATION: **CHAPTER 150 – BUILDING CODES**

REVENUE DESCRIPTION:
Building permit fees are paid for all new construction and remodeling projects. The permit fees cover the inspection cost for residential and non-residential projects.

FEE SCHEDULE:

- New Residential - The greater of $1,250.00 or the computed permit fee utilizing the ICC Building Valuation Data Table multiplied by a regional cost modifier of 1.05 and a permit fee modifier of .0075, respectively plus plumbing, electrical, and HVAC fees of 15% of the permit value each.
- Commercial/Industrial Construction including remodel/build-out- The greater of $5,000.00 or the computed permit fee utilizing the ICC Building Valuation Data Table multiplied by a regional cost modifier of 1.05 and a permit fee modifier of .0075, respectively plus Plumbing, Electrical, and HVAC Fees of $1,500.00 each and Racking Systems fees of the total cost of the racking system multiplied by .0045.

METHOD OF PROJECTION:
The value was based on current trends and Community Development's list of anticipated projects for the next fiscal year based on developer meetings and submittals. Based on the information available from developers and the projects in the planning phases, it appears as though the 2020-2021 figures will be approximately the same as the prior year.

PROJECTED REVENUE FISCAL YEAR 2020-2021: **$1,300,000**

REVENUE MANUAL

REVENUE ITEM: **GARAGE SALE PERMITS**

FUND: **GENERAL FUND**

ACCOUNT: **01.00.41008**

LEGAL AUTHORIZATION: **CHAPTER 117–**
PERSONAL PROPERTY SALES

REVENUE DESCRIPTION:
Garage Sale Permits are permits issued to residents interested in having a garage sale on their property. This permit authorizes and enforces the number of garage sales in the Village to two (2) per year.

FEE SCHEDULE: $5.00 per permit.

METHOD OF PROJECTION:

- The number of garage sale permits has increased slowly over the past several years. Revenue based on prior year estimate.

PROJECTED REVENUE FISCAL YEAR 2020-2021: **$2,000**

COMMENTS:

REVENUE MANUAL

REVENUE ITEM: **IN-HOUSE PERMIT PLAN REVIEW**

FUND: **GENERAL FUND**

ACCOUNT: **01.00.41010**

LEGAL AUTHORIZATION: **CH.43–COMM. DEV. FEE SCHEDULE**

REVENUE DESCRIPTION:
In-House Permit Plan Review fees are charged for review of construction plans that are done by the building inspectors as opposed to outside review firms.

FEE SCHEDULE:
- Residential Plan Review - $500.00/Unit (Fee is payable per each separate dwelling intended as a residence for a single family, and not on a per building basis, regardless of the number of such dwellings contained within a given building.)
- Condominium/Apartment Review - $500.00/Unit (Fee is payable per each separate dwelling intended as a residence for a single family, and not on a per building basis, regardless of the number of such dwellings contained within a given building.)
- Clubhouse Review - 1,000.00
- Non-Residential Review - $0.16/square foot/minimum $1,200.00.

METHOD OF PROJECTION:
This projection is based on estimates of new residential and non-residential projects.

PROJECTED REVENUE FISCAL YEAR 2020-2021: **$250,000**

COMMENTS:

REVENUE MANUAL

REVENUE ITEM: **ANIMAL TAGS**

FUND: **GENERAL CORPORATE FUND**

ACCOUNT: **01.00.41011**

LEGAL AUTHORIZATION: **VILLAGE CODE**

REVENUE DESCRIPTION:

Fee charged to license a dog and/or cat with the village.

FEE SCHEDULE:

$4 annually; 50% discount given to persons who are 62 years or older.

METHOD OF PROJECTION:

400 regular; 200 seniors

PROJECTED REVENUE FISCAL YEAR 2020-2021: $2,000

REVENUE MANUAL

REVENUE ITEM: **OVERWEIGHT/OVERWIDTH PERMIT**

FUND: **GENERAL CORPORATE FUND**

ACCOUNT: **01.00.41015**

LEGAL AUTHORIZATION: **VILLAGE CODE – Ord 17-1386**

REVENUE DESCRIPTION:

Oversize / overweight vehicles traveling through the village limits purchase a permit from the oxcart permit service. A portion of the monies paid are returned to the village.

FEE SCHEDULE:

Set by Village Code based on a variety of conditions and locations within the Village and current agreement with Oxcart Permit Systems.

Single Trip	$50 to $150.00
Round Trip	$75 to $250.00
Limited Continuous Operation, 90 Days	$250 to $500
Limited Continuous Operation, Annual	$500 to $1,500

3x permit fees plus costs for certain Over weight/Over Dimension vehicles

METHOD OF PROJECTION:

Past History on number of calls received for oversize / overweight permission.

PROJECTED REVENUE FISCAL YEAR 2020-2021: **$100,000**

COMMENTS:

REVENUE MANUAL

REVENUE ITEM: **COURT SUPERVISION FINES**

FUND: **GENERAL CORPORATE FUND**

ACCOUNT: **01.00.40211**

LEGAL AUTHORIZATION: **STATE STATUTE**

REVENUE DESCRIPTION:

Money received from the Will County Court from tickets originating in the Village for various moving violations in which court supervision is assigned. The Village receives a portion of the court supervision fees.

The funds must be used to purchase vehicles for the Police Department. The Village places the funds in an escrow account upon receipt and releases the funds into a revenue account in conjunction with the purchase of police vehicles and as approved by the Police Chief.

FEE SCHEDULE:

The Village receives a certain dollar amount per ticket based upon the amount and type of violation. The Village receives the funds bi-monthly.

METHOD OF PROJECTION:

Based on current year projections and funds currently in the escrow account.

PROJECTED REVENUE FISCAL YEAR 2020-2021: $30,000

COMMENTS: The funds will be used to offset the leasing of marked squads and purchasing of marked squad car equipment.

REVENUE MANUAL

REVENUE ITEM: **COURT FINES**

FUND: **GENERAL CORPORATE FUND**

ACCOUNT: **01.00.42001**

LEGAL AUTHORIZATION: **STATE STATUTE**

REVENUE DESCRIPTION:

Money received from the Will County Court from tickets originating in the Village for various violations.

FEE SCHEDULE:

The Village receives a certain dollar amount per ticket based upon the amount and type of violation. The Village receives the funds bi-monthly.

METHOD OF PROJECTION:

Past History

PROJECTED REVENUE FISCAL YEAR 2020-2021: $250,000

COMMENTS:

REVENUE MANUAL

REVENUE ITEM: **CODE & ADMINISTRATIVE TICKETS**

FUND: **GENERAL CORPORATE FUND**

ACCOUNT: **01.00.42002**

LEGAL AUTHORIZATION: **VILLAGE CODE**

REVENUE DESCRIPTION:

Revenues based upon fines for local code violations, including property codes but excluding parking violations and animal fines.

FEE SCHEDULE:

Revenues are received as tickets are issued. Fines vary depending on the offense. Most Fines are $30.00

METHOD OF PROJECTION:

Past History – 250 Tickets X $30.00

PROJECTED REVENUE FISCAL YEAR 2020-2021: $7,500

COMMENTS:

REVENUE MANUAL

REVENUE ITEM: **PARKING TICKETS**

FUND: **GENERAL CORPORATE FUND**

ACCOUNT: **01.00.42003**

LEGAL AUTHORIZATION: **VILLAGE CODE**

REVENUE DESCRIPTION:

Fines received from parking tickets.

FEE SCHEDULE:

Revenues are received as tickets are issued. Fines vary based upon the offense. Most offenses are $30.00

METHOD OF PROJECTION:

Past History. 1,500 Fines * $30.00

PROJECTED REVENUE FISCAL YEAR 2020-2021: $45,000

COMMENTS:

REVENUE MANUAL

REVENUE ITEM: **DOG/ANIMAL FINES**

FUND: **GENERAL CORPORATE FUND**

ACCOUNT: **01.00.42004**

LEGAL AUTHORIZATION: **VILLAGE CODE**

REVENUE DESCRIPTION:

Fines received from Dog/Animal tickets.

FEE SCHEDULE:

Revenues are received as tickets are issued. Fines vary based upon the offense. Most Fines are $30.00

METHOD OF PROJECTION:

Past History – 200 Fines X $30.00

PROJECTED REVENUE FISCAL YEAR 2020-2021: $6,000

COMMENTS:

REVENUE MANUAL

REVENUE ITEM: **POLICE FALSE ALARMS**

FUND: **GENERAL CORPORATE FUND**

ACCOUNT: **01.00.42006**

LEGAL AUTHORIZATION: **VILLAGE CODE**

REVENUE DESCRIPTION:

Fines received from False Alarms.

FEE SCHEDULE:

Revenues are received as tickets are issued. Fines vary based upon the number of offenses.

METHOD OF PROJECTION:

Past History

PROJECTED REVENUE FISCAL YEAR 2020-2021: $20,000

COMMENTS:

REVENUE MANUAL

REVENUE ITEM: **VEHICLE IMPOUND FEE**

FUND: **GENERAL CORPORATE FUND**

ACCOUNT: **01.00.42009**

LEGAL AUTHORIZATION: **VILLAGE CODE**

REVENUE DESCRIPTION:

Fines received for vehicles towed under the Administrative towing ordinance.

FEE SCHEDULE:

$400.00 per towed vehicle.

METHOD OF PROJECTION:

Past History – Based on 188 towed vehicles

PROJECTED REVENUE FISCAL YEAR 2020-2021: **$75,000**

COMMENTS:

REVENUE MANUAL

REVENUE ITEM: **DUI FINES**

FUND: **GENERAL CORPORATE FUND**

ACCOUNT: **01.00.42010**

LEGAL AUTHORIZATION: **STATE STATUTE**

REVENUE DESCRIPTION:

Money received from the Will County Court from tickets originating in the Village for various DUI violations. The Village receives a portion of the fines.

The funds must be used to purchase vehicles for the Police Department. The Village places the funds in an escrow account upon receipt and releases the funds into a revenue account in conjunction with the purchase of police vehicles and as approved by the Police Chief.

FEE SCHEDULE:

The Village receives a certain dollar amount per ticket based upon the amount and type of violation. The Village receives the funds bi-monthly.

METHOD OF PROJECTION:

The Village will have over $40,000 in escrow at year end and will collect $17,000 next fiscal year.

PROJECTED REVENUE FISCAL YEAR 2020-2021: $16,500

COMMENTS:

REVENUE MANUAL

REVENUE ITEM: **ARREST CITATION FINES**

FUND: **GENERAL CORPORATE FUND**

ACCOUNT: **01.00.42012**

LEGAL AUTHORIZATION: **STATE STATUTE**

REVENUE DESCRIPTION:

A fee charged per arrest citation issued.

FEE SCHEDULE:

Fee of $75.00 to $200.00 is governed by specific violation.

METHOD OF PROJECTION:

Previous (partial) year's collection experience.

PROJECTED REVENUE FISCAL YEAR 2020-2021: $4,000

COMMENTS:

REVENUE MANUAL

REVENUE ITEM: **VACANCY INSPECTION FEES**

FUND: **GENERAL CORPORATE FUND**

ACCOUNT: **01.00.41013**

LEGAL AUTHORIZATION: **VILLAGE CODE**

REVENUE DESCRIPTION:

Inspection Fees for Vacant Homes (as defined by Village Code).

FEE SCHEDULE:

$50 per inspection.

METHOD OF PROJECTION:

FY 19-20 History – 60 Inspections

PROJECTED REVENUE FISCAL YEAR 2020-2021: $3,000

REVENUE MANUAL

REVENUE ITEM: **ALARM BOARD MONITORING FEES**

FUND: **GENERAL CORPORATE FUND**

ACCOUNT: **01.00.43000**

LEGAL AUTHORIZATION: **VILLAGE CODE**

REVENUE DESCRIPTION:

Monitoring of fire alarms.

The department is receiving a $34.00 per month, per alarm revenue sharing fee with ADT for 2019/20. The department has an agreement with ADT which provides for revenue sharing of alarm fees. ADT provides installation and maintenance of the fire alarm radio system while the LLC PSAP provides monitoring services.

The department long term desires to own and operate the entire system. It is anticipated that the system will be paid by a small monthly lease payment per month, per account. Based on the experience of other departments that operate their own system, the lease will be paid off in 3-4 years. The alarm customers are currently paying the $99.00/month however 2/3's of that is being paid to ADT, so nothing will change for the subscribers. Revenue would almost triple but the Village would incur additional expense to purchase and maintain the system.

FEE SCHEDULE:

$34.00 per month (shared fee) x 381 radio alarms

$10.00 fee rate
$24.00 ADT rebate

$34.00 x 429 accounts = $14,586 x 12 mo. = $175,000/yr.

METHOD OF PROJECTION:

PROJECTED REVENUE FISCAL YEAR 2020-2021: **$175,000**

REVENUE MANUAL

REVENUE ITEM: **CABLE TV FRANCHISE FEES**

FUND: **GENERAL CORPORATE FUND**

ACCOUNT: **01.00.43001**

LEGAL AUTHORIZATION: **FRANCHISE AGREEMENT**

REVENUE DESCRIPTION:

A fee that a cable company is required to pay to the Village for granting a cable television franchise to construct, operate and maintain a cable communication system in the Village of Romeoville.

FEE SCHEDULE:

5% of gross revenues plus 35 cents per month per subscriber PEG capital support fees from Comcast and Metronet & 6% of gross receipts from AT&T U-verse

METHOD OF PROJECTION:

1.0% decrease versus last year's budget, same versus the prior fiscal year's revenue estimates, excluding back taxes collected from Comcast.

PROJECTED REVENUE FISCAL YEAR 2020-2021: $525,000

COMMENTS:

REVENUE MANUAL

REVENUE ITEM: **AMBULANCE FEES**

FUND: **GENERAL CORPORATE FUND**

ACCOUNT: **01.00.43003**

LEGAL AUTHORIZATION: **ORDINANCE NO. 0026-02 & 14-1111**

The Fire Department established a fee structure for ambulance transports for both residents and non-residents. Based on changes to Medicare and updated charges from 2017, below are the billing rates for FY 20 - 21:

CURRENT FEE SCHEDULE:

	Resident	Non-Resident
ALS Base Rate	$1,500	$1,500
ALS 2 Base Rate	$1,500	$1,500
BLS Base Rate	$1,500	$1,500
Auto Extrication	$1,500	$1,500
Mileage	$10.00 per mile 1 way	$15.00 per mile/1 way

METHOD OF PROJECTION:

Past History

PROJECTED REVENUE FISCAL YEAR 2020-2021: $685,000

COMMENTS:

Village only collects from residents what is covered by Medicare, Medicade and/or health insurance. Rates may be adjusted in FY 20-21.

REVENUE MANUAL

REVENUE ITEM: **NSF CHARGES**

FUND: **RECREATION**

ACCOUNT: **01.00.43005**

LEGAL AUTHORIZATION: **VILLAGE CODE**

REVENUE DESCRIPTION:
Administrative fee paid by residents who write non-sufficient funds checks or EFT payments returned NSF.

FEE SCHEDULE:
$35 per check or EFT returned NSF.

METHOD OF PROJECTION:
Based on last year's budget

PROJECTED REVENUE FISCAL YEAR 2020-2021: **$500**

COMMENTS:

REVENUE MANUAL

REVENUE ITEM: **ADMINISTRATION FEES**

FUND: **GENERAL CORPORATE FUND**

ACCOUNT: **01.00.43006**

LEGAL AUTHORIZATION: **VILLAGE CODE**

REVENUE DESCRIPTION:

A fee charged to administer the special detail billing for Police services.

FEE SCHEDULE:

$2.50 on 50% of the hours billed (example: 8 hours billed; admin. fee is $10)

METHOD OF PROJECTION:

Previous years' collection experience

PROJECTED REVENUE FISCAL YEAR 2020-2021: $2,000

REVENUE MANUAL

REVENUE ITEM: **LAND USE FEES**

FUND: **GENERAL FUND**

ACCOUNT: **01.00.43008**

LEGAL AUTHORIZATION: **CHAPTER 159 – ZONING CODE**

REVENUE DESCRIPTION:
The Land Use fees are for zoning certificates and for land development applications.

FEE SCHEDULE:

- Zoning Certificates: $30 to $500
- Application fees: $750 to $4,000+
- Zoning Variance: $150 for single family residential and $1000 for other uses
- Development Regulations Variances: $500
- Zoning Ordinance / Comprehensive Plan Text Amendment: $1000
- Zoning Appeals: $1000

METHOD OF PROJECTION:

This estimate is based on estimating the number of zoning certificates and land development cases. The projection was based on past history and anticipated applications.

PROJECTED REVENUE FISCAL YEAR 2020-2021: **$60,000**

COMMENTS:

REVENUE MANUAL

REVENUE ITEM: **ZONING CODE MATERIAL FEES**

FUND: **GENERAL FUND**

ACCOUNT: **01.00.43024**

LEGAL AUTHORIZATION: **CHAPTER 43 – FEE SCHEDULE**

REVENUE DESCRIPTION:
Fees are for copies of the zoning maps, development regulations, code books, comprehensive plan, etc.

FEE SCHEDULE:
Fees are based on the type of document.

METHOD OF PROJECTION:

- The Codes and 11 x 17 Zoning Maps are online and this service allows anyone to review or download the Zoning Code and Zoning Map for free but other materials must be copied.
- Zoning Verification Letter are $100. We typically issue approximately 15-20 per year.
- Based on current demand.

PROJECTED REVENUE FISCAL YEAR 2020-2021: $2,500

COMMENTS:

REVENUE MANUAL

REVENUE ITEM: **RENTAL INSPECTION FEES**

FUND: **GENERAL CORPORATE FUND**

ACCOUNT: **01.00.43026**

LEGAL AUTHORIZATION: **CHAPTER 155**

REVENUE DESCRIPTION:

The Rental Inspection Fees are fees for the rental occupancy inspections for residential and commercial rental units. Inspections are required on all occupancy/tenant changes. However certain non-residential inspections associated with property rental such as building permit fees/inspections are not recorded here.

FEE SCHEDULE:

$100.00 per inspection
$200.00 per re-inspection

METHOD OF PROJECTION:

Revenues coming into this account have remained relatively constant over the years. Nearly 85% of the inspections are conducted by the Police Department. Based on prior year collections. May increase as additional apartments come on-line (Village Place).

PROJECTED REVENUE FISCAL YEAR 2020-2021: $85,000

COMMENTS:

This line item is shared between Police/Code Enforcement for residential and Community Development for Commercial Rentals.

REVENUE MANUAL

REVENUE ITEM: **CONSTRUCTION RE-INSPECTION FEES**

FUND: **GENERAL FUND**

ACCOUNT: **01.00.43028**

LEGAL AUTHORIZATION: **CHAPTER 150 – BUILDING CODES**

REVENUE DESCRIPTION:

The Construction Re-Inspection Fee is a fee that is charged for a failed construction inspection.

FEE SCHEDULE:

- Residential Construction, Electrical, Plumbing, and Mechanical - $50 for the first instance, $100 for the second instance, and $200 for the third instance
- Commercial Construction, Electrical, Plumbing, and Mechanical - $75 for the first instance, $150 for the second instance, and $300 for the third instance
- Industrial Construction, Electrical, Plumbing, and Mechanical - $100 for the first instance, $200 for the second instance, and $400 for the third instance
- Residential Accessory Structure - $50 each instance

METHOD OF PROJECTION:

The projection is based on current trends.

PROJECTED REVENUE FISCAL YEAR 2020-2021: **$40,000**

COMMENTS:

REVENUE MANUAL

REVENUE ITEM: **SPRINT RENTAL FEES**

FUND: **GENERAL CORPORATE FUND**

ACCOUNT: **01.00.43030**

LEGAL AUTHORIZATION: **GOVERNMENTAL AGREEMENT**

REVENUE DESCRIPTION:

Revenue received to lease space at the water tower located at Fairfax and Murphy Dr. (Sprint).

Rent from SBA Towers for use of the antenna tower located by the Recreation Center (Sprint & Clear Wireless)

FEE SCHEDULE:

Sprint Initial lease amount of $2,461.27 increased 4% per annum plus a second lease for additional space on the tower (FY 20-21 $4,868 combined) location lease ($1,500 per month) and past history for SBA Towers lease

METHOD OF PROJECTION:

Current rent plus 4% increase for Sprint and current SBA Tower collections.

PROJECTED REVENUE FISCAL YEAR 2020-2021: $80,600

COMMENTS:

The original lease is for 5 years (03/98 – 02/04) with an automatic renewal for four additional terms of 5 years each (through February 2024), unless Sprint COM provides notice not to renew not less than 90 days prior to the expiration of the initial term or any renewal term. The Village entered into an agreement to lease additional space in March of 2010 that generates an additional $12,000 per year.

REVENUE MANUAL

REVENUE ITEM: **ENGINEERING FEES**

FUND: **GENERAL CORPORATE FUND**

ACCOUNT: **01.00.43040**

LEGAL AUTHORIZATION: **VILLAGE CODE**

REVENUE DESCRIPTION:

Fee charged to developers to cover engineering costs incurred by the Village.

FEE SCHEDULE:

4.5% of the engineering improvement cost estimate.

METHOD OF PROJECTION:

The projected revenue is based on projected construction. The number is expected to be approximately the same as the prior year based on the projects in review. Single lot developments tend to have lower engineering costs and consequently lower engineering review fees. It is based on an estimated FY 2020-21 projects value of $7,222,200

PROJECTED REVENUE FISCAL YEAR 2020-2021: $325,000

COMMENTS:

REVENUE MANUAL

REVENUE ITEM: **FIRE PREVENTION SERVICE FEES**

FUND: **GENERAL CORPORATE FUND**

ACCOUNT: **01.00.43041**

LEGAL AUTHORIZATION: **CHAPTER 91**

REVENUE DESCRIPTION: $125 average fee x 500 inspections plus other services that a fee is charged for. The Fire Prevention Bureau fees are valuable and related to construction activity. The schedule below is a partial schedule for the bulk of the fees. See the code for a full schedule.

FEE SCHEDULE:

Fire Prevention– Inspection Fee Schedule

Village of Romeoville
Where Community Matters

Village of Romeoville- Fire Prevention Bureau
1050 W. Romeo Road
Romeoville, IL 60446
Office- 815-372-4045
Fax– 815-886-5939
E-Mail– fireprevention@romeoville.org

Inspection Fee Schedule

ANNUAL INSPECTION	NO FEE
FIRST RE-INSPECTION AFTER ANNUAL	NO FEE
SECOND AND THIRD RE-INSPECTION AFTER ANNUAL	$100.00
FOURTH AND ALL SUBSEQUENT RE-INSPECTIONS AFTER ANNUAL	$150.00
BUREAU INSPECTION OF REPORTED HAZARD	$150.00
BUREAU RE-INSPECTION OF REPORTED HAZARD	$200.00
ABOVE CEILING	$125.00
RACKING INSPECTION	$175.00
CHANGE OF OWNERSHIP/USE OF OCCUPANCY INSPECTION	$125.00
FINAL OCCUPANCY	$125.00
PRE-INSPECTION ADVISORY/CONSULTATION WALK THROUGH	$95.00 PER HOUR
OTHER/MISCELLANEOUS INSPECTION NOT LISTED	$125.00

METHOD OF PROJECTION: Prior Years History

PROJECTED REVENUE FISCAL YEAR 2020-2021: **$80,000**

REVENUE MANUAL

REVENUE ITEM: **FIRE ACADEMY**

FUND: **GENERAL CORPORATE FUND**

ACCOUNT: **01.00.43042**

LEGAL AUTHORIZATION: **VILLAGE BOARD APPROVAL**

REVENUE DESCRIPTION:

The Romeoville Fire Academy will hold an estimated 150 fire/rescue/haz-mat courses and 65 CPR courses in the 19-20 fiscal year. Each course generates revenue by student tuition. The estimated number of courses held is subject to change based on course cancellations or special requests for training by outside fire departments or business and community groups in the Village.

FEE SCHEDULE:

Varies. Each course has a different tuition cost per student. Student tuition ranges from $ 44.00 for CPR classes, to $ 2,950.00 for the Basic Operations Firefighter Academy. Student enrollment varies, but past enrollment for courses ranged from 5 students to 40 students, depending on the course.

METHOD OF PROJECTION:

Past history of the Academy operations from January 2006 to December 2019. FY 20-21 Fire Academy Budget.

PROJECTED REVENUE FISCAL YEAR 2020-2021: $1,047,300

This amount is subject to change based on course offerings

COMMENTS:

REVENUE MANUAL

REVENUE ITEM: FIRE RECOVERY

FUND: GENERAL CORPORATE

ACCOUNT: 01.00.43044

LEGAL AUTHORIZATION: VILLAGE ORDINANCE

REVENUE DESCRIPTION: Fire Recovery

Fire Recovery USA is the nation's largest cost recovery company dedicated to helping fire and emergency service departments bill and recover for fire inspections, self-inspections, emergency incident response costs, false alarm programs, and paramedic subscription programs. The Fire Recovery USA system also applies to a wide range of emergency services, allowing you to appropriately recover costs for the department efforts.

In most states, besides billing for motor vehicle incidents, Fire Recovery USA can customize a plan based upon our needs and local laws, which may include: Vehicle Fires; Structure Fires; Water Incidents; Hazmat Calls; False Alarms; Fire Prevention Inspections and Fire Permit Inspections; Self-Inspections; Special Rescue; and Mutual Aid.

Billing for services is legal in Illinois and several local fire departments are currently billing for services through Fire Recovery. In Illinois, Fire Recovery is administered through Andres Medical Billing which is the ambulance billing vendor for the Romeoville Fire Department. This program bills and recovers costs from the person's insurance company and not them individually. Listed above are examples of the services that can be billed for, however we would not include all of those listed. This program would be administered similarly to how we manage the ambulance billing program. We would bill insurance companies but not seek collections from residents.

FEE SCHEDULE:

To be set based on Vendor recommendations. One example is the basic charge for motor vehicle accidents. This fee is for a hazardous materials assessment and scene stabilization. It is the most common billing level for a vehicle accident and occurs almost every time the fire department responds to an accident. The fee for Level 1 service is $435.00

METHOD OF PROJECTION: Past year History

PROJECTED REVENUE FISCAL YEAR 2020-2021: $45,000

REVENUE MANUAL

REVENUE ITEM: **SEX OFFENDER REGISTRATION**

FUND: **GENERAL CORPORATE FUND**

ACCOUNT: **01.00.43046**

LEGAL AUTHORIZATION: **STATE STATUTE**

REVENUE DESCRIPTION:

Annual fees for registration of sex offenders.

FEE SCHEDULE:

Set by State Statute.

METHOD OF PROJECTION:

Past History

PROJECTED REVENUE FISCAL YEAR 2020-2021: $1,000

COMMENTS:

REVENUE MANUAL

REVENUE ITEM: **VIOLENT OFFENDER REGISTRATION**

FUND: **GENERAL CORPORATE FUND**

ACCOUNT: **01.00.43047**

LEGAL AUTHORIZATION: **STATE STATUTE**

REVENUE DESCRIPTION:

Annual fee for registration of violent offender.

FEE SCHEDULE:

Set by State Statute.

METHOD OF PROJECTION:

Past History

PROJECTED REVENUE FISCAL YEAR 2020-2021: $100.00

COMMENTS:

REVENUE MANUAL

REVENUE ITEM: **ADMINISTRATIVE HEARING FEES**

FUND: **GENERAL CORPORATE FUND**

ACCOUNT: **01.00.43049**

LEGAL AUTHORIZATION: **VILLAGE CODE**

REVENUE DESCRIPTION:

Fees charged to subjects who request an Administrative Hearing to plead their case when a vehicle they own has been towed for a violation that falls within the Administrative Towing ordinance and an administrative hold has been placed on the vehicle. The program has been expanded to include other local code and administrative violations.

FEE SCHEDULE:

$50.00 hearing fee if the defendant doesn't appear of if the hearing officer finds in favor of the Village.

METHOD OF PROJECTION:

Past History

PROJECTED REVENUE FISCAL YEAR 2020-2021: **$60,000**

COMMENTS:

REVENUE MANUAL

REVENUE ITEM: **RUBBISH COLLECTION FEES**

FUND: **GENERAL CORPORATE FUND**

ACCOUNT: **01.00.43075**

LEGAL AUTHORIZATION: **VILLAGE CODE**

REVENUE DESCRIPTION:

Fee paid by single family homes, town homes and duplexes to the Village for providing refuse, recycling and yard waste collection.

FEE SCHEDULE:

	Unit Rate	Senior Rate
May 1, 2020 – April 30, 2021 (Waste Management Contract Expires April 30, 2021)	$23.82	$22.12
Electronic/Hazardous Material Pick-up	$1.34	$1.34
Administrative Fee	$ 2.00	$ 2.00
Total Rate	$27.16	$25.46

METHOD OF PROJECTION:

Rate multiplied by the number of projected refuse customers

PROJECTED REVENUE FISCAL YEAR 2020-2021: $3,765,000

COMMENTS:

Seventh and final year under the new Waste Management contract (Res# 14-1787), seventh year of the Village administrative fee and Second Year (Res# 19-2642) to include door step electronic/Hazardous material pick-up.

REVENUE MANUAL

REVENUE ITEM: **PORTABLE SIGN/PENNANT PERMITS**

FUND: **GENERAL FUND**

ACCOUNT: **01.00.43085**

LEGAL AUTHORIZATION: **CHAPTER 159 – ZONING CODE**

REVENUE DESCRIPTION:

Portable sign and pennant permit fees are collected for the installation of temporary signs. Examples include banners, pennants, streamers, grand opening signs, and inflatable signs.

FEE SCHEDULE:

The greater of $2 per square foot or $50

METHOD OF PROJECTION

- 40 temporary sign permits at $50 a piece.

PROJECTED REVENUE FISCAL YEAR 2020-2021: **$2,000**

COMMENTS:

REVENUE MANUAL

REVENUE ITEM: **FINGERPRINTING FEES**

FUND: **GENERAL CORPORATE FUND**

ACCOUNT: **01.00.43087**

LEGAL AUTHORIZATION: **INTERGOVERNMENTAL AGREEMENT**

REVENUE DESCRIPTION:

Revenue collected from Livescan Fingerprinting for liquor applicants and Valley View employees as requested.

FEE SCHEDULE:

$20.00 per set Livescan,
$58.00 per set Liquor applicant

METHOD OF PROJECTION:

40 sets of Livescan fingerprints and 4 set of liquor applicants.

PROJECTED REVENUE FISCAL YEAR 2020-2021: $1,000

COMMENTS:

REVENUE MANUAL

REVENUE ITEM: **REAL ESTATE TRANSFER TAX FEE**

FUND: **GENERAL CORPORATE FUND**

ACCOUNT: **01.00.43090**

LEGAL AUTHORIZATION: **VILLAGE ORDINANCE**

REVENUE DESCRIPTION:

Revenue collected from exempt Real Estate Transaction to cover administrative and processing costs. Exempt Transactions are not subject to the Real Estate Transfer Tax but the deeds are still required to be stamped by the Village to ensure that other Village real estate transfer requirements are met and to ensure that the county will record the deed.

FEE SCHEDULE:

$40.00 per Exempt Transaction. One half of the fee ($20.00) will be recorded in the General Corporate fund and the other half in the Recreation Real Estate Transfer Tax Fund.

METHOD OF PROJECTION:

300 Transactions at $20.00.

PROJECTED REVENUE FISCAL YEAR 2020-2021: $6,000

COMMENTS:

The fee was effective May 1, 2010.

REVENUE MANUAL

REVENUE ITEM: **METRA PARKING LOT REVENUE**

FUND: **GENERAL CORPORATE FUND**

ACCOUNT: **01.00.43098**

LEGAL AUTHORIZATION: **VILLAGE CODE–ORDINANCE 18-1457**

REVENUE DESCRIPTION:

Revenue collected from the Meter Station Parking lots located at 899 E. Romeo Road. The lots are only open Monday through Friday and is closed on any Metra Holidays that fall on a weekday. The Village has 283 spaces, 123 of which are reserved for permit parking.

Revenue collected from Ribfest parking at various lots over four days around the 4th of July weekend

FEE SCHEDULE:

Daily Parking - $1.00 per day per day
Semiannual (6 Month) Parking - $125 per Space ($150 for Non-Residents)
Annual Parking Permit Fee - $250 per Space ($300 for Non-Residents)
Electronic Transaction Fee – $0.37 per electronic transaction
Ribfest Parking - $10.00 per park.

METHOD OF PROJECTION:

123 spaces at $250.00 -	$30,750
160 Spaces @ 250 days -	$40,000
Less vendor fees -	($35,000)
Net Metra Fees	$35,000
Ribfest Parking	$100.000 (10,000 Parks)

PROJECTED REVENUE FISCAL YEAR 2020-2021: $135,000

COMMENTS:

Second full year of the Second Metra Station Lot. The station and first lot opened February 5th

2017. Second Lot opened in 2019. First year of Ribfest Parking

REVENUE MANUAL

REVENUE ITEM: **POLICE SPECIAL DETAIL**

FUND: **GENERAL CORPORATE FUND**

ACCOUNT: **01.00.45001**

LEGAL AUTHORIZATION: **ADMINISTRATIVE POLICY**

REVENUE DESCRIPTION:

Contractual agreement to provide police services as requested by businesses, schools, the court system and other law enforcement agencies and task forces, outside of normal department police duties.

FEE SCHEDULE:

Fees are based upon the cost of providing the services and are provided as requested.

METHOD OF PROJECTION:

Past History

PROJECTED REVENUE FISCAL YEAR 2020-2021: $70,000

COMMENTS:

REVENUE MANUAL

REVENUE ITEM: **TRAINING REIMBURSEMENT**

FUND: **GENERAL CORPORATE FUND**

ACCOUNT: **01.00.45002**

LEGAL AUTHORIZATION: **STATE STATUTE**

REVENUE DESCRIPTION:

The Village is reimbursed by the State of Illinois for a portion of the training costs for new police officers and certain types of training provided to firefighters.

FEE SCHEDULE:

Fees are based upon the number of officers and firefighters receiving training that is reimbursable from the State of Illinois

METHOD OF PROJECTION:

Past History

PROJECTED REVENUE FISCAL YEAR 2020-2021: $30,000

COMMENTS:

REVENUE MANUAL

REVENUE ITEM: COMMUNITY DEVELOPMENT REIMBURSEMENT

FUND: **GENERAL FUND**

ACCOUNT: **01.00.45003**

LEGAL AUTHORIZATION: **CHAPTER 43 – FEES**

REVENUE DESCRIPTION:

The Village is reimbursed by Developers/Applicants for the costs of construction plan reviews performed on behalf of the Village by outside firms, such as B&F Technical Services.

FEE SCHEDULE:

Fees are based upon actual costs and are reimbursed as billed to the developers.

METHOD OF PROJECTION:

- ❒ This fee is based on past history and plan reviews by building inspectors.
- ❒ It assumes that the vast majority of the permit reviews will be done by the building inspectors.

PROJECTED REVENUE FISCAL YEAR 2020-2021: $15,000

COMMENTS:

Plan reviews have increasingly been shifted to the in-house Building Inspectors as time and schedules permit. Over the last several years, the Village has been able to eliminate almost all external reviews in favor of in-house reviews.

REVENUE MANUAL

REVENUE ITEM: **WORKER'S COMPENSATION REIMBURSEMENT**

FUND: **GENERAL CORPORATE FUND**

ACCOUNT: **01.00.45004**

LEGAL AUTHORIZATION: **ADMINISTRATIVE POLICY**

REVENUE DESCRIPTION:

The Village is reimbursed by SWARM for wages paid to Village employees that are on leave due to work related injuries.

FEE SCHEDULE:

Fees are based upon the wages paid by the Village to various employees who are eligible for worker compensation.

METHOD OF PROJECTION:

Past History

PROJECTED REVENUE FISCAL YEAR 2020-2021: $150,000

COMMENTS:

REVENUE MANUAL

REVENUE ITEM: **LIAISON OFFICER REIMBURSEMENT**

FUND: **GENERAL CORPORATE FUND**

ACCOUNT: **01.00.45005**

LEGAL AUTHORIZATION: **VILLAGE ORDINANCE**

REVENUE DESCRIPTION:

The Village of Romeoville and Valley View school district have an agreement to provide a police officer at Romeoville High School and AVM throughout the school year. Reimbursement by Valley View School District for the salary and related expense of one police officer placed at Romeoville High School.

FEE SCHEDULE:

Annual - 50% of {(9% of the annual salary + health/life insurance costs) *69%}

METHOD OF PROJECTION:

Based upon the current Agreement. Estimated FY 2020-21 salary multiplied by the formula

PROJECTED REVENUE FISCAL YEAR 2020-2021: $43,000

COMMENTS:

REVENUE MANUAL

REVENUE ITEM: **REIMBURSEMENTS**

FUND: **GENERAL CORPORATE FUND**

ACCOUNT: **01.00.45006**

LEGAL AUTHORIZATION: **ADMINISTRATIVE POLICY**

REVENUE DESCRIPTION:

Various reimbursements (Court Restitution, vending machine, employee court time, payment for damages to Village property, etc.)

FEE SCHEDULE:

Varies

Includes $50,000 reimbursement for Ribfest costs from the Naperville Exchange Club per the agreement.

METHOD OF PROJECTION:

Prior years' experience plus Ribfest Reimbursement.

PROJECTED REVENUE FISCAL YEAR 2020-2021: $100,000

COMMENTS:

REVENUE MANUAL

REVENUE ITEM: **INSURANCE REIMBURSEMENT**

FUND: **GENERAL CORPORATE FUND**

ACCOUNT: **01.00.45007**

LEGAL AUTHORIZATION: **ADMINISTRATIVE POLICY**

REVENUE DESCRIPTION:

Insurance company reimbursements

FEE SCHEDULE:

Varies – based on the amount of the claim

METHOD OF PROJECTION:

Prior years' collections

PROJECTED REVENUE FISCAL YEAR 2020-2021: $55,000

COMMENTS:

REVENUE MANUAL

REVENUE ITEM: **REIMBURSEMENT OF LEGAL SERVICES**

FUND: **GENERAL CORPORATE FUND**

ACCOUNT: **01.00.45013**

LEGAL AUTHORIZATION: **ADMINISTRATIVE POLICY**

REVENUE DESCRIPTION:

Reimbursement from developers for legal costs incurred by the Village associated with their projects.

FEE SCHEDULE:

Actual costs of legal services

METHOD OF PROJECTION:

Past History

PROJECTED REVENUE FISCAL YEAR 2020-2021: **$15,000**

COMMENTS:

REVENUE MANUAL

REVENUE ITEM: **EMPLOYEE HEALTH INSURANCE CONTRIBUTION**

FUND: **GENERAL CORPORATE FUND**

ACCOUNT: **01.00.45016**

LEGAL AUTHORIZATION: **ADMINISTRATIVE POLICY**

REVENUE DESCRIPTION:

Employee 12% PPO health insurance contribution
Employee 5%/12% HMO contributions

FEE SCHEDULE:

$300 PPO/12%, $750 PPO/12%, HDHP $2,700/0%, HDHP $3,500/0% HMO/5% HMO
Family coverage - $139.80/121.20/$0.00/$0.00/$112.25/$46.77 per paycheck
Employee + Spouse - $102.00/$88.20/$0.00/$0.00/$79.80/$33.25 per paycheck
Employee + Child - $87.60/$76.20/$0.00/$0.00/$69.00/$28.75 per paycheck
Single coverage - $49.20/$43.20/$0.00/$0.00/$40.20/$16.75 per paycheck

METHOD OF PROJECTION:

Contributions rate as of 7/1/2020

PROJECTED REVENUE FISCAL YEAR 2020-2021: **$110,000**

COMMENTS:

REVENUE MANUAL

REVENUE ITEM: **HAZ-MAT REIMBURSEMENT**

FUND: **GENERAL CORPORATE FUND**

ACCOUNT: **01.00.45017**

LEGAL AUTHORIZATION: **VILLAGE ORDINANCE 98-2601**

REVENUE DESCRIPTION:

Reimbursement for expenses incurred during a hazardous materials incident. The responsible party pays the fees. The amount recovered varies from year to year and is based on call volume.

FEE SCHEDULE:

Ordinance Fee Schedule

METHOD OF PROJECTION:

History of past incidents

PROJECTED REVENUE FISCAL YEAR 2020-2021: **$30,000**

COMMENTS:

REVENUE MANUAL

REVENUE ITEM: **COMMEMERATIVE VETERAN BRICK**

FUND: **GENERAL CORPORATE FUND**

ACCOUNT: **01.00.45021**

LEGAL AUTHORIZATION: **ADMINISTRATIVE POLICY**

REVENUE DESCRIPTION:

The Village offers residents the opportunity to have a customized paver brick placed at the Edward "Doc" McCartan Veterans Memorial.

FEE SCHEDULE:

$60.00 to $70.00 depending on brick design.

METHOD OF PROJECTION:

History of past sales – 33 Bricks

PROJECTED REVENUE FISCAL YEAR 2020-2021: **$2,000**

COMMENTS:

The Village now includes sale of Street Pole Banners in the account.

REVENUE MANUAL

REVENUE ITEM: **INTEREST**

FUND: **GENERAL CORPORATE FUND**

ACCOUNT: **01.00.45090**

LEGAL AUTHORIZATION:

REVENUE DESCRIPTION:

Interest earned on cash deposits and investments and changes in market valuation.

FEE SCHEDULE:

Variable

METHOD OF PROJECTION:

Used anticipated cash balances and prevailing interest rates to determine amounts.

PROJECTED REVENUE FISCAL YEAR 2020-2021: $400,000

COMMENTS:

REVENUE MANUAL

REVENUE ITEM: **POLICE ACCIDENT REPORTS**

FUND: **GENERAL CORPORATE FUND**

ACCOUNT: **01.00.45091**

LEGAL AUTHORIZATION: **VILLAGE CODE**

REVENUE DESCRIPTION:

Fees received from insurance companies for request of crash reports.

FEE SCHEDULE:

As set by State Statute

METHOD OF PROJECTION:

Past History

PROJECTED REVENUE FISCAL YEAR 2020-2021: $15,000

COMMENTS:

REVENUE MANUAL

REVENUE ITEM: **FIRE REPORTS**

FUND: **GENERAL CORPORATE FUND**

ACCOUNT: **01.00.45092**

LEGAL AUTHORIZATION: **VILLAGE CODE**

REVENUE DESCRIPTION:

After a fire, the insurance companies request a copy of our State Fire Report.

FEE SCHEDULE:

$10 per report

METHOD OF PROJECTION:

Past History

PROJECTED REVENUE FISCAL YEAR 2020-2021: $800

COMMENTS:

REVENUE MANUAL

REVENUE ITEM: **LOCKPORT FIRE AGREEMENT**

FUND: **GENERAL CORPORATE FUND**

ACCOUNT: **01.00.45104**

LEGAL AUTHORIZATION: **INTERGOVERNMENTAL AGREEMENT**

REVENUE DESCRIPTION:

The Village has entered into a Fire Protection agreement with the Lockport Township Fire Protection District. The agreement defines what areas of the Village are to be primarily served by the Lockport Township Fire Protection District and what areas are to be protected by the Village. The Village, as compensation for services and other benefits provided to the Lockport Township Fire Protection District, receives a portion (50%) of the property taxes and other revenues received by the Lockport Township Fire Protection District for the service area that are within the Village's and the District's shared boundaries. The funds can only be used to primarily benefit the areas within both the Village and the Lockport and Plainfield Fire Protection District service areas

FEE SCHEDULE: Payments are received in August and February

METHOD OF PROJECTION:

The revenue is based upon a portion of the estimated Fire Department expenditures that will primarily benefit the areas within both the Village and the Lockport Fire Protection District service areas and an estimate of 50% of the property taxes generated from shared area as per terms of the agreement.

PROJECTED REVENUE FISCAL YEAR 2020-2021: **$1,503,600**

COMMENTS:

REVENUE MANUAL

REVENUE ITEM: **MARQUETTE TIF DISTRIBUTION**

FUND: **GENERAL CORPORATE FUND**

ACCOUNT: **01.00.45105**

LEGAL AUTHORIZATION: **INTERGOVERNMENTAL AGREEMENT**

REVENUE DESCRIPTION:

The Village has declared that 30% of the Marquette TIF property tax revenues are surplus funds and distributes those funds back to the individual taxing bodies.

FEE SCHEDULE:

The Village receives a proportionate share of the surplus funds distribution that is based on the 201tax rates and 2018 EAV.

METHOD OF PROJECTION:

Past History and projected growth

PROJECTED REVENUE FISCAL YEAR 2020-2021: $129,000

COMMENTS: Surplus distribution rate decreased from 50% to 30%. In FY 15-16.

The Village is bound by an Intergovernmental agreement with Valley View to declare the surplus. The surplus was granted in exchange for support of the 12-year extension of the Marquette TIF.

REVENUE MANUAL

REVENUE ITEM: **COBRA/RETIREE CONTRIBUTION**

FUND: **GENERAL CORPORATE FUND**

ACCOUNT: **01.00.45202**

LEGAL AUTHORIZATION: **ADMINISTRATIVE POLICY**

REVENUE DESCRIPTION:

Reimbursement of health insurance premium by retirees

FEE SCHEDULE:

Based on current insurance premiums

METHOD OF PROJECTION:

Current contributions plus a 10% increase

PROJECTED REVENUE FISCAL YEAR 2020-2021: $60,000

COMMENTS:

REVENUE MANUAL

REVENUE ITEM: **RENT – VILLAGE BUILDINGS**

FUND: **GENERAL CORPORATE FUND**

ACCOUNT: **01.00.45206**

LEGAL AUTHORIZATION: **ADMINISTRATIVE POLICY**

REVENUE DESCRIPTION:

Rent received from Three Phase Line Construction, Senior Services Center of Will County plus rental of Village Hall as a polling place.

FEE SCHEDULE:

$3,000 in monthly rent, Parking Lots – Romeo Road and Rock Road
$150 Month Rent Representative Natalie Manley Office
$200 Polling Place

METHOD OF PROJECTION:

12 months x $3,150

PROJECTED REVENUE FISCAL YEAR 2020-2021: $38,000

COMMENTS:

Second year of agreement with Three Phase Line Construction (Resolution 18-2614).

REVENUE MANUAL

REVENUE ITEM: **SALE OF ASSETS**

FUND: **GENERAL CORPORATE FUND**

ACCOUNT: **01.00.45300**

LEGAL AUTHORIZATION: **VILLAGE ORDINANCE**

REVENUE DESCRIPTION:

The Village sells a variety of surplus items to the public. Items include vehicles, computer equipment and unclaimed bicycles recovered by the Police Department.

FEE SCHEDULE:

The Police Department conducts two auctions every year to sell surplus Village Property. The auctions are held in the spring and the fall.

METHOD OF PROJECTION:

Historical Data

PROJECTED REVENUE FISCAL YEAR 2020-2021: $15,000

COMMENTS:

REVENUE MANUAL

REVENUE ITEM: **MISCELLANEOUS**

FUND: **GENERAL CORPORATE FUND**

ACCOUNT: **01.00.45500**

LEGAL AUTHORIZATION: **ADMINISTRATIVE POLICY**

REVENUE DESCRIPTION:

Miscellaneous revenue receipts that do not belong in revenue line item.

FEE SCHEDULE:

METHOD OF PROJECTION:

Previous years' experience plus $10,000 in Ribfest sponsorship sales.

PROJECTED REVENUE FISCAL YEAR 2020-2021: $30,000

COMMENTS:

REVENUE MANUAL

REVENUE ITEM: **ADVERTISING REVENUE**

FUND: **GENERAL CORPORATE FUND**

ACCOUNT: **01.00.45503**

LEGAL AUTHORIZATION: **VILLAGE ORDINANCE**

REVENUE DESCRIPTION:

Revenue received from advertisement on the 4 advertising shelters located throughout the Village - $1,800.

FEE SCHEDULE:

Shelter Advertising 10% of gross advertising revenue

METHOD OF PROJECTION:

Prior year revenue

PROJECTED REVENUE FISCAL YEAR 2020-2021: $1,800

COMMENTS:

REVENUE MANUAL

REVENUE ITEM: **FLEXABLE SPENDING EMPLOYEE DEDUCTIONS**

FUND: **GENERAL CORPORATE FUND**

ACCOUNT: **01.00.45508**

LEGAL AUTHORIZATION: **ADMINISTRATIVE POLICY**

REVENUE DESCRIPTION:

Employee Flexible Spending Account contribution

FEE SCHEDULE:

Employees are allowed to deduct up to $2,500 in pre-tax, contributions to a flexible spending account that can be used for medical expenses, day care and other eligible expenses. The Village prefunds each employee's account and in return receives the contributions from the employees. Any funds not spent by the employees from their account during the calendar year revert to the Village. The Village's flexible spending program is administered by the Employee Benefits Corporation (BestFlex Plan).

METHOD OF PROJECTION:

Past History

PROJECTED REVENUE FISCAL YEAR 2020-2021: **$95,000**

COMMENTS:

REVENUE MANUAL

REVENUE ITEM: **TRANSFER FROM WATER FUND**

FUND: **GENERAL CORPORATE FUND**

ACCOUNT: **01.00.45760**

LEGAL AUTHORIZATION: **ADMINISTRATIVE POLICY**

REVENUE DESCRIPTION:

Transfer from the water & sewer fund to cover operating expenditures (i.e. salaries and insurance) attributed to the water & sewer fund.

FEE SCHEDULE:

100% of related expenditures

PROJECTED REVENUE FISCAL YEAR 2020-2021: $3,230,000

COMMENTS:

REVENUE MANUAL

REVENUE ITEM: **MOTOR FUEL TAX**

FUND: **MOTOR FUEL TAX FUND**

ACCOUNT: **20.00.40126**

LEGAL AUTHORIZATION: **STATE STATUTE**

REVENUE DESCRIPTION:

Tax imposed on the use or sale of motor fuel in the State. The State shares a portion of this tax with the municipalizes on a per capita basis. The tax is disbursed by the Illinois Department of Transportation.

FEE SCHEDULE:

State Motor fuel tax rates are 38 cents per gallon on motor fuel and 45.5 cents per gallon on diesel fuel.

METHOD OF PROJECTION:

State MFT - $24.85 per resident; 39,680 residents ($24.85 x 39,680) - $986,000

State Transportation Renewal - $16.87 per resident – 39,680 Residents (16.87 x 69,680) - $669,400

State High Growth Allotment - $37,700

IML February 2020 estimate

PROJECTED REVENUE FISCAL YEAR 2020-2021: $1,693,100

COMMENTS:

The Sate of Illinois doubled its Motor Fuel Tax Rate in 2019 and passed a share of the increase to municipalities through the Transportation Renewal per capita distribution. FY 20-21 will be the fir full year of the distribution.

REVENUE MANUAL

REVENUE ITEM: **INTEREST**

FUND: **MOTOR FUEL TAX FUND**

ACCOUNT: **20.00.45090**

LEGAL AUTHORIZATION: **ADMINISTRATIVE POLICY**

REVENUE DESCRIPTION:

Interest earned on cash deposits and investments.

FEE SCHEDULE:

Variable

METHOD OF PROJECTION:

Used anticipated cash balances and prevailing interest rates to determine amounts.

PROJECTED REVENUE FISCAL YEAR 2020-2021: $40,000

COMMENTS:

REVENUE MANUAL

REVENUE ITEM: **HOME RULE GAS TAX**

FUND: **LOCAL MOTOR FUEL TAX FUND**

ACCOUNT: **21.00.40132**

LEGAL AUTHORIZATION: **ORDINANCE 04-0125**

REVENUE DESCRIPTION:

The Village imposes a local tax upon the retail purchase of motor fuel. The tax is unit based/consumption based (gallons sold). The revenues will be used to offset the Village's costs of maintaining its roads. The Village first imposed the tax in May of 2004.

FEE SCHEDULE:

The tax rate is 6 cents per gallon for gasoline and 9 cents per gallon for diesel fuel. 50% of collections are allocated to the General Corporate Fund (1) and 50% is allocated to the Local Motor Fuel Tax Fund (21).

METHOD OF PROJECTION:

The Village currently has 15 gas stations plus a FedEx facility which provide motor fuel. The estimate is based on the gallons sold from the prior year and projections for new stations less recently closed stations. The budget is 9.8% more versus prior year budget and 12.9% more than the prior year estimate.

PROJECTED REVENUE FISCAL YEAR 2020-2021: $1,185,000

COMMENTS: The Village increased its motor fuel tax to 6 cents and diesel tax rate to 9 cents on April 4, 2018 (Ord 18-1474). Reflects addition of Thornton's Refueling Station on Route 53 and Joliet Road for a full year.

REVENUE MANUAL

REVENUE ITEM: **SPECIAL RECREATION LEVY**

FUND: **RECREATION FUND**

ACCOUNT: **22.00.40005**

LEGAL AUTHORIZATION: **ORDINANCE 19-1605**

REVENUE DESCRIPTION:

The Village, every December, places a tax (levies) on the Village's land owners. The tax is used to fund basic Village services. The tax is based upon 1/3 the market value of the property, commonly called the equalized assessed value (EAV), divided by 100 and multiplied by the tax rate. The tax rate is calculated by the county and is based upon the entire Village's EAV and the amount of the property taxes requested by the Village. The property taxes requested by the Village is broken down into several components including Corporate Purposes, Fire Pension, Fire Protection, Ambulance services, Recreation purposes, Refuse collection, Social Security costs, Tort and liability costs, Police Pension, Police Protection, Audit costs, Road and Bridge costs, Debt Service payments and Special Recreation Area programs.

The Special Recreation levy is used to offset a portion of the costs for recreational services provided to those who face physical and/or mental challenges.

FEE SCHEDULE:	VILLAGE	TYPICAL HOME
EAV	$1,312,940,380	$64,195
EAV/100	$ 13,129,404	$ 642
RATE	.0201	.0201
PROPERTY TAX (EAV/100*RATE)	$ 264,000	$ 13

METHOD OF PROJECTION:

Estimates based upon assessed value information from Will County, Township Assessors, applicable property tax laws and the Village's tax levy requests. The Village's estimated market value is $3,938,821,140. The typical home is valued at $192,585.

PROJECTED REVENUE FISCAL YEAR 2020-2021: $264,000

REVENUE MANUAL

REVENUE ITEM: **RECREATION LEVY**

FUND: **RECREATION FUND**

ACCOUNT: **22.00.40009**

LEGAL AUTHORIZATION: **ORDINANCE 19-1605**

REVENUE DESCRIPTION:

The Village, every December, places a tax (levies) on the Village's land owners. The tax is used to fund basic Village services. The tax is based upon 1/3 the market value of the property, commonly called the equalized assessed value (EAV), divided by 100 and multiplied by the tax rate. The tax rate is calculated by the county and is based upon the entire Village's EAV and the amount of the property taxes requested by the Village. The property taxes requested by the Village is broken down into several components including Corporate Purposes, Fire Pension, Fire Protection, Ambulance services, Recreation purposes, Refuse collection, Social Security costs, Tort and liability costs, Police Pension, Police Protection, Audit costs, Road and Bridge costs, Debt Service payments and Special Recreation Area programs.

The Recreation levy is used to offset a portion of the costs for services provided by the Village's Recreation Department.

FEE SCHEDULE:	**VILLAGE**	**TYPICAL HOME**
EAV	$1,312,940,380	$64,195
EAV/100	$ 13,129,404	$ 642
RATE	.2154	.2154
PROPERTY TAX (EAV/100*RATE)	$ 2,602,200	$ 138

METHOD OF PROJECTION:

Estimates based upon assessed value information from Will County, Township Assessors, applicable property tax laws and the Village's tax levy requests. The Village's estimated market value is $3,938,821,140. The typical home is valued at $192,585.

PROJECTED REVENUE FISCAL YEAR 2020-2021: $2,828,700

REVENUE MANUAL

REVENUE ITEM: **HOTEL/MOTEL TAX**

FUND: **RECREATION FUND**

ACCOUNT: **22.00.40121**

LEGAL AUTHORIZATION: **VILLAGE CODE**

REVENUE DESCRIPTION:

The Village imposes a 9% tax on the privilege of renting, letting or leasing a hotel or motel room within the Village. The Village has 7 hotels/motels.

FEE SCHEDULE:

9% on the renting, letting or leasing of a hotel or motel room within the Village.

METHOD OF PROJECTION:

Based upon estimated room sales of $6,222,000. 5.6% increase versus prior year budget, no change versus prior year actual estimate.

PROJECTED REVENUE FISCAL YEAR 2020-2021: $560,000

COMMENTS:

Rate was increased in March of 2014 (Effective April 1, 2014). First Full Year of Holiday Inn Express.

REVENUE MANUAL

REVENUE ITEM: **STATE GRANTS**

FUND: **RECREATION**

ACCOUNT: **22.00.40265**

LEGAL AUTHORIZATION: **INTERGOVERNMENTAL AGREEMENT**

REVENUE DESCRIPTION:

Revenue received from the State of Illinois Department of Natural Resources OSLAD grant program. The Recreation Department was awarded the grant for improvements needed at Conservation Park/Lake Strini.

FEE SCHEDULE:

OSLAD Grant Award Guidelines. The Village will be awarded the funds upon completion of the project and submitting the proper documentation per the terms of the grant agreement.

METHOD OF PROJECTION:

Revenue is based on the grant amount awarded.

PROJECTED REVENUE FISCAL YEAR 2020-2021: $382,800

COMMENTS:

The total cost of the Conservation Park project is $800,000

REVENUE MANUAL

REVENUE ITEM: **RENTAL INCOME**

FUND: **RECREATION**

ACCOUNT: **22.00.43004**

LEGAL AUTHORIZATION: **ADMINISTRATIVE POLICY**

REVENUE DESCRIPTION:

Revenue received from Bodine, Drdak and Gymnasium rentals, as well as O'Hara Woods and Village Park rentals. We currently do not charge for not-for-profit organizations.

FEE SCHEDULE:

Bodine Room	$30/hour resident	$45/hour non-resident	$15/hour Res NFP
Drdak Room	$50/hour resident	$75/hour non-resident	$15/hour Res NFP
Gymnasiums	$50/hour resident	$75/hour non-resident	$25/hr Res NFP $40/hr NR NFP
O'Hara Woods	$75/day resident	(residents only)	$35/hour Res NFP
Aldridge Pavilion	$50/day resident	(residents only)	$25/hour Res NFP

Bodine Room	500 rental hours x $30/hour =	$15,000
Drdak Room	490 rental hours x $50/hour =	$24,500
Gymnasiums	300 rental hours x $50/hour =	$15,000
O'Hara Woods	40 rentals x $75 per day =	$3,000
Village Park	40 rentals x $50 per day =	$2,000
Lean Green Healthy Vending Services (15% of net sales) =		$4,800
Bi-Yearly Resale Rental =		$2,000
Other Rentals		$5,700

METHOD OF PROJECTION:

Revenue is based on last fiscal year and projected current fiscal year.

PROJECTED REVENUE FISCAL YEAR 2020-2021: $72,000

COMMENTS:

REVENUE MANUAL

REVENUE ITEM: **NSF CHARGES**

FUND: **RECREATION**

ACCOUNT: **22.00.43005**

LEGAL AUTHORIZATION: **VILLAGE CODE**

REVENUE DESCRIPTION:

Administrative fee paid by residents who write non-sufficient funds checks or EFT payments returned NSF.

FEE SCHEDULE:

$35 per check or EFT returned NSF.

METHOD OF PROJECTION:

Based on last fiscal year and current NSF charges.

PROJECTED REVENUE FISCAL YEAR 2020-2021: $200

COMMENTS:

REVENUE MANUAL

REVENUE ITEM: **OPEN GYM PROGRAM**

FUND: **RECREATION**

ACCOUNT: **22.00.43009**

LEGAL AUTHORIZATION: **ADMINISTRATIVE POLICY**

REVENUE DESCRIPTION:

Revenue received from middle school, high school, youth and family, and adult open gym.

FEE SCHEDULE:

$2 per resident youth & middle school
$3 per resident high school & adult
$10 per non-resident (must be accompanied with a Romeoville Resident)

Youth & Middle School Open Gym	2000 participants @ $2	$4000
High School Open Gym	800 participants @ $3	$2400
Adult Open Gym	200 participants @ $3	$600
Non-residents	50 participants @ $10	$500
Individual Advocacy Group	$100/month	$1200

METHOD OF PROJECTION:

Revenue is based on last fiscal year and increased open gym rates.

PROJECTED REVENUE FISCAL YEAR 2020-2021: $8,700

COMMENTS:

REVENUE MANUAL

REVENUE ITEM: **HEALTH AND FITNESS PROGRAM**

FUND: **RECREATION**

ACCOUNT: **22.00.43010**

LEGAL AUTHORIZATION: **ADMINISTRATIVE POLICY**

REVENUE DESCRIPTION:

Revenue from Fit 4 Life Fitness Center memberships.

EFT FEE SCHEDULE:

Premier	$30/month resident	$45/month non-resident
Adult	$20/month resident	$30/month non-resident
Additional Family Member	$11/month resident	$16.50/month non-resident
Senior/Military	$15/month resident	$22.50/month non-resident
Corporate	$25/month	

METHOD OF PROJECTION:

Revenue is based on EFT memberships only and a membership base of approximately 400.

Premier Memberships	30 members x $30/month x 12 months =	$10,800
Adult Memberships	297 members x $20/month x 12 months =	$71,200
Additional Family Member	75 members x $11/month x 12 months =	$9,900
Senior/Military Memberships	25 members x $15/month x 12 months =	$4,500
Corporate Memberships	10 members x $25/month x 12 months =	$3,000
Miscellaneous (daily fees, cancellation charges)	=	$1,000

PROJECTED REVENUE FISCAL YEAR 2020-2021: **$100,000**

COMMENTS:

Annual memberships are no longer offered except in special circumstances. As of January 1, 2013, EFT memberships are the only type of membership we offer. Revenue projection does not include the few annual memberships that are requested from time to time. Revenue includes the transition to new software and starting from zero members as of December 1, 2019. The membership base listed is an approximate number based on the rebuilding of our memberships.

REVENUE MANUAL

REVENUE ITEM: **SPECIAL EVENTS**

FUND: **RECREATION**

ACCOUNT: **22.00.43011**

LEGAL AUTHORIZATION: **ADMINISTRATIVE POLICY**

REVENUE DESCRIPTION:

Revenue from Special Events

FEE SCHEDULE:

Daddy Daughter Ball	$5,000
Pizza with Peter	$2,500
Craft Shows (2)	$7,000
Race	$1,200
Mom & Son Night Out	$2,500
Small One-Day Events/Other	$500
Sponsorship	$5,000
A&E Flea Market	$500
A&E Jump Fest	$375
Other/Miscellaneous	$1500

METHOD OF PROJECTION:

Revenue is based on last fiscal year and includes event sponsorships. This includes the removal of Grandparent's Day, Independence Day, and various A&E events.

PROJECTED REVENUE FISCAL YEAR 2020-2021: $26,100

COMMENTS:

REVENUE MANUAL

REVENUE ITEM: **PRE-SCHOOL PROGRAMS**

FUND: **RECREATION**

ACCOUNT: **22.00.43017**

LEGAL AUTHORIZATION: **ADMINISTRATIVE POLICY**

REVENUE DESCRIPTION:

Revenue from the Creative Play preschool program

FEE SCHEDULE (September through May):

M/W/F	9:10-11:40 am	$940/R - $1410/NR
M/W/F	12:30-3:00 pm	$940/R - $1410/NR
Tues/Thursday	9:10-11:40 am	$736/R - $1104/NR
Tues/Thursday	12:30-3:00 pm	$736/R - $1104/NR
Kindergarten Ready	9:10-11:40am	$1228/R - $1842/NR
Kindergarten Ready	12:30-3:00pm	$1228/R - $1842/NR
Fun with 2s & 3s (Fri)		$320/R - $480/NR

METHOD OF PROJECTION:

Revenue is based on last fiscal year and current participation.

M/W/F (am)	20 participants x $940 = $18,800
M/W/F (pm)	10 participants x $940 = $9,400
Tues/Thurs (am)	20 participants x $736 = $14,720
Tues/Thurs (pm)	8 participants x $736 = $5,888
M/W/Th/F (am)	20 participants x $1,228 = $24,560
M/W/Th/F (pm)	20 participants x $1,228 = $24,560
Fun with 2s & 3s	8 participants x $320 = $2,560

PROJECTED REVENUE FISCAL YEAR 2020-2021: $100,500

COMMENTS: Based on program restructure and removal of evening preschool. These are estimated fees, as the fees for 2020-2021 school year have not been set yet.

REVENUE MANUAL

REVENUE ITEM: **BIRTHDAY PARTIES**

FUND: **RECREATION**

ACCOUNT: **22.00.43018**

LEGAL AUTHORIZATION: **ADMINISTRATIVE POLICY**

REVENUE DESCRIPTION:

Revenue from Sport, Jungle Safari, Dance, Nerf and Gymnastics birthday parties

FEE SCHEDULE:

Sports, Dance, & Jungle Parties:	$150/resident	$200/non-resident
Gymnastics:	$175/resident	$225/non-resident

Each additional child:
$10/resident $10/non-resident

Min 12/Max 25

METHOD OF PROJECTION:

Revenue is based on last fiscal year

5	Sport birthday parties	x $150 = $750
10	Dance birthday parties	x $150 = $1,500
45	Jungle birthday parties	x $150 = $6,750
30	Gymnastics parties	x $175 = $5,250
5	Nerf parties	x $175 = $875
65	Additional children	x $10 = $650

PROJECTED REVENUE FISCAL YEAR 2020-2021: $15,800

COMMENTS:

REVENUE MANUAL

REVENUE ITEM: **INDOOR PLAYGROUND**

FUND: **RECREATION**

ACCOUNT: **22.00.43019**

LEGAL AUTHORIZATION: **ADMINISTRATIVE POLICY**

REVENUE DESCRIPTION:

Revenue received from Jungle Safari indoor playground

FEE SCHEDULE:

Drop-in Fee	$2/resident	$3/Non resident
6 visits	$10/resident	$15/Non resident
12 visits	$20/resident	$30/Non resident
20 visits	$30/resident	$45/Non resident

METHOD OF PROJECTION:

Revenue is based on last fiscal year and increased fees as of December 16, 2019.

1,600 residents @ $2/person =	$3,200
300 non-residents @ $3/person =	$900
30-6 visit passes @ $10 =	$300
25-12 visit passes @ $20 =	$500
20-20 visit passes @ $30 =	$600

PROJECTED REVENUE FISCAL YEAR 2020-2021: $5,500

COMMENTS:

REVENUE MANUAL

REVENUE ITEM: **BABYSITTING**

FUND: **RECREATION**

ACCOUNT: **22.00.43021**

LEGAL AUTHORIZATION: **ADMINISTRATIVE POLICY**

REVENUE DESCRIPTION:

Revenue from babysitting service

FEE SCHEDULE:

Resident	$3/hour	
Non-resident	$4/hour	
5 Hour Pass	$12/Resident	$18/Non resident
10 Hour Pass	$23/Resident	$35/Non resident
20 Hour Pass	$45/Resident	$68/Non resident

METHOD OF PROJECTION:

Revenue is based on last fiscal year and increased fees as of December 16, 2019.

1000 resident visits @ $3/hour =	$3000
100 non-resident visits @ $4/hour =	$400
15-5 hour passes @ $12/person =	$180
15-10 hour passes @ $23/person =	$345
15-20 hour passes @ $45/person =	$675

PROJECTED REVENUE FISCAL YEAR 2020-2021: $4,600

COMMENTS:

REVENUE MANUAL

REVENUE ITEM: CONCESSIONS

FUND: **RECREATION**

ACCOUNT: **22.00.43023**

LEGAL AUTHORIZATION: **ADMINISTRATIVE POLICY**

REVENUE DESCRIPTION:

Revenue is received from Snack Shack and outdoor concession stands

FEE SCHEDULE:

Snack Shack Concessions (Community Basketball and special events)

Outdoor concessions (Village and Volunteer)

Snack Shack	$4,000
Outdoor Concessions	$1,000

METHOD OF PROJECTION:

Revenue is based on last fiscal year and the internal operation of the outdoor concession stands

PROJECTED REVENUE FISCAL YEAR 2020-2021: $5,000

COMMENTS:

Any revenue from the outsourced concession operations or vending agreements is accounted for in the concession line item.

.

REVENUE MANUAL

REVENUE ITEM: **FIELD MAINTENANCE REVENUE**

FUND: **RECREATION**

ACCOUNT: **22.00.43029**

LEGAL AUTHORIZATION: **ADMINISTRATIVE POLICY**

REVENUE DESCRIPTION:

Revenue is received from the various Romeoville youth sports organizations for use of Recreation Department fields and athletic tournaments.

FEE SCHEDULE:

Baseball and Softball	Soccer	RYFC	Flag Football
$24 per field	$14 per participant	$5 per participant	$5 per participant

Romeoville Pony Baseball	150 games @ $24/field/game	$3,600
Romeoville AYSO	400 total (spring & fall) @ $14pp	$5,600
Romeoville Football (RYFC)	160 players (including cheer) @ $5pp	$800
Romeoville Flag Football	260 players @ $5pp	$1,300
Romeoville Revolution Softball		$800
Travel, Tournaments, & Miscellaneous Usage		$12,500

METHOD OF PROJECTION:

Revenue is based on last fiscal year and ongoing increased fee structure for youth sport organizations.

PROJECTED REVENUE FISCAL YEAR 2020-2021: $24,600

COMMENTS:

Includes new fee structure approved starting with the 2018-19 fiscal year and annual increases. Projected revenue is lower due to low participation in Pony Baseball and AYSO.

REVENUE MANUAL

REVENUE ITEM: **ADULT ATHLETICS**

FUND: **RECREATION**

ACCOUNT: **22.00.43031**

LEGAL AUTHORIZATION: **ADMINISTRATIVE POLICY**

REVENUE DESCRIPTION:

Revenue is received from adult athletics such as Men's Softball, Co-Rec Volleyball, and Kickball.

FEE SCHEDULE:

Men's Softball (Summer & Fall)	$6000
Adult Boxing	$1000
Other new leagues/programs	$1000

METHOD OF PROJECTION:

Revenue is based on last fiscal year. Reduction in revenue is due to decrease in adult league participation, lower registration fees, and program changes.

PROJECTED REVENUE FISCAL YEAR 2020-2021: $8,000

COMMENTS:

REVENUE MANUAL

REVENUE ITEM: **YOUTH ATHLETICS**

FUND: **RECREATION**

ACCOUNT: **22.00.43032**

LEGAL AUTHORIZATION: **ADMINISTRATIVE POLICY**

REVENUE DESCRIPTION:

Revenue is received from youth athletic programs such as T-ball, Community Basketball, sports camps, Girls' Volleyball, and other athletic classes

FEE SCHEDULE:

T-Ball	50 participants x $99 =	$4,950
Little Ball	40 participants x $99 =	$3,960
Coach Pitch	80 participants x $99 =	$7,920
Community Basketball	160 participants x $99 =	$15,840
Community Basketball	150 participants x $104 =	$15,600
High School Basketball	50 participants x $101 =	$5,050
Athletic classes	150 participants x $50 avg =	$7,500
Sports Camps	40 participants x $80 avg =	$3,200
Youth Boxing	60 participants x $70 =	$4,200
Girl's Volleyball	70 participants x $90 =	$6,300
Fall Ball	60 participants x $75 =	$4,500
Miscellaneous new/other classes		$1,500

METHOD OF PROJECTION:

Revenue is based on last fiscal year, current participation, and lower athletic class/camp participation.

PROJECTED REVENUE FISCAL YEAR 2020-2021: **$80,600**

COMMENTS:

REVENUE MANUAL

REVENUE ITEM: **YOUTH PROGRAMS**

FUND: **RECREATION**

ACCOUNT: **22.00.43033**

LEGAL AUTHORIZATION: **ADMINISTRATIVE POLICY**

REVENUE DESCRIPTION:

Revenue is received from youth and early childhood programs such as Karate, Dance, and a variety of other classes

FEE SCHEDULE:

Karate	300 participants @ $100 avg	$30,000
Taekwondo	75 participants @ $80 avg	$6,000
Dance	175 participants @ $85 avg	$14,875
Youth classes (art, drama, crafts, cooking, etc.)	200 participants @ $30/class avg	$6,000
Tiger Club (before care)	25 kids/month x $140/mo x 9 months	$31,500
Tiger Club (after care)	25 kids/month x $165/mo x 9 months	$37,125
Butterfly Club (before care)	10 kids/month x $113/mo x 9 months	$10,170
Butterfly Club (after care)	10 kids/month x $133/mo x 9 months	$11,970
Tiger Club Punch Passes	15/month x $50 per pass x 9 months	$6,750
Early Childhood classes	100 participants @ $25/class avg	$2,500
Ignite Cheerleading	30 participants @ $160 avg	$4,800
Miscellaneous new classes		$1,000

METHOD OF PROJECTION:

Revenue is based on last fiscal year, dance program restructure, increase in Tiger Club revenue, new cheerleading program, increased program fees, and additional program offerings.

PROJECTED REVENUE FISCAL YEAR 2020-2021: $162,700

COMMENTS:

REVENUE MANUAL

REVENUE ITEM: **ADULT PROGRAMS**

FUND: **RECREATION**

ACCOUNT: **22.00.43034**

LEGAL AUTHORIZATION: **ADMINISTRATIVE POLICY**

REVENUE DESCRIPTION:

Revenue is received from adult programs such as Adult Karate, Arts & Craft Classes, Sewing and a variety of other classes.

FEE SCHEDULE:

Adult Karate	30 participants x $100/class avg	$3,000
Arts & Crafts Classes	20 participants x $50	$1,000
Other classes	30 participants x $25/class avg	$ 500

METHOD OF PROJECTION:

Revenue is based on last fiscal year and current participation enrollment.

PROJECTED REVENUE FISCAL YEAR 2020-2021: $4,500

COMMENTS:

REVENUE MANUAL

REVENUE ITEM: **TEEN PROGRAMS**

FUND: **RECREATION**

ACCOUNT: **22.00.43035**

LEGAL AUTHORIZATION: **ADMINISTRATIVE POLICY**

REVENUE DESCRIPTION:

Revenue is received from teen programs such as video game tournaments, roller skating classes, Teen Nights, and a variety of other teen trips and activities.

FEE SCHEDULE:

Teen Trips	20 participants x $20/trip	$400
Other Classes (various classes, trips, drop in, Tournaments, etc.)	20 participants x $20/class avg.	$400

METHOD OF PROJECTION:

Revenue is based on last fiscal year and low teen program participation.

PROJECTED REVENUE FISCAL YEAR 2020-2021: $800

COMMENTS:

REVENUE MANUAL

REVENUE ITEM: **DAY CAMP**

FUND: **RECREATION**

ACCOUNT: **22.00.43036**

LEGAL AUTHORIZATION: **ADMINISTRATIVE POLICY**

REVENUE DESCRIPTION:

Revenue is received from the Summer and Holiday Break Camps.

FEE SCHEDULE:

Before Camp	$26/person/week
After Camp	$26/person/week
Day Camp	
Early Bird Special	$104/person/week
Regular fees	$117/person/week
Preschool Camp	$45/person/week
Holiday Camps (Winter and Spring Break)	$140/person avg.

METHOD OF PROJECTION:

Revenue is based on last fiscal year, participation numbers from summer 2019, and increased fees.

Before Camp	450 participants x $26	$11,700
After Camp	275 participants x $26	$7,150
Day Camp		
Early Bird Special	400 participants x $104	$41,600
Regular fees	850 participants x $117	$99,450
Holiday Week	100 participants x $94	$9,400
Preschool Camp	75 participants x $42	$3,150
Holiday Camps	50 participants x $140 avg.	$7,000

PROJECTED REVENUE FISCAL YEAR 2020-2021: $179,500

COMMENTS:

REVENUE MANUAL

REVENUE ITEM: **SENIOR PROGRAMS**

FUND: **RECREATION**

ACCOUNT: **22.00.43037**

LEGAL AUTHORIZATION: **ADMINISTRATIVE POLICY**

REVENUE DESCRIPTION:

Revenue is received from Senior Programs such as Ride Around Town, Diners Club, and a variety of other senior classes.

FEE SCHEDULE:

Ride Around Town	50 riders/week x $5 avg x 50 weeks	$12,500
Other (workshops, classes, bowling, etc.)		$750

METHOD OF PROJECTION:

Revenue is based on last fiscal year and current average bus rider participation.

PROJECTED REVENUE FISCAL YEAR 2020-2021: $13,300

COMMENTS:

REVENUE MANUAL

REVENUE ITEM: **AEROBICS**

FUND: **RECREATION**

ACCOUNT: **22.00.43038**

LEGAL AUTHORIZATION: **ADMINISTRATIVE POLICY**

REVENUE DESCRIPTION:

Revenue is received from Aerobics classes such as Yoga, Cardio, Toning and specialty classes.

FEE SCHEDULE:

Group X Punch Card	25 passes x $45/pass	$1125
Group X Drop In	100 participants x $5/class	$500
Zumba Kids	30 participants x $25/class avg.	$750

METHOD OF PROJECTION:

Revenue is based on projection of new Group X structure. Effective with the Winter/Spring 2019 brochure, there are no longer paid classes. All class are included in Fit 4 Life Memberships. The only exception is punch passes and drop in classes. Revenue is based on current class participation and the removal of Les Mills programming.

PROJECTED REVENUE FISCAL YEAR 2020-2021: **$2,400**

COMMENTS:

REVENUE MANUAL

REVENUE ITEM: **TRAVEL SPORTS**

FUND: **RECREATION**

ACCOUNT: **22.00.43048**

LEGAL AUTHORIZATION: **ADMINISTRATIVE POLICY**

REVENUE DESCRIPTION:

Revenue received from travel basketball program registration

FEE SCHEDULE:

Travel Basketball $675 per season

METHOD OF PROJECTION:

Revenue is based on the potential of new travel sports.

8 participants x $675/person	$5400
Miscellaneous fees	$100

PROJECTED REVENUE FISCAL YEAR 2020-2021: $5,500

COMMENTS:

REVENUE MANUAL

REVENUE ITEM: **GYMNASTICS**

FUND: **RECREATION**

ACCOUNT: **22.00.43091**

LEGAL AUTHORIZATION: **ADMINISTRATIVE POLICY**

REVENUE DESCRIPTION:

Revenue is received from youth gymnastics classes and the Tumbleweeds Gymnastics team.

FEE SCHEDULE:

Gymnastics	$58/class average
Tumbleweeds (Gymnastics Team):	
Level 2	$96/month
Level 3	$96/month
Level 4 & up	$144/month

METHOD OF PROJECTION:

Revenue is based on last fiscal year for gymnastics and lower numbers for Tumbleweeds team.

Gymnastics	1,022 participants @ $58 avg	$59,280
Tumbleweeds:		
Level 2	5 participants avg x $96/mo x 11 mo.	$5,280
Level 3	10 participants avg x $96/mo x 11 mo	$10,560
Level 4 & up	10 participants avg x $144/mo x 11 mo	$15,840
Gymnastics Open Gym	15 participants/week @ $7 avg x 24 wks	$2,520
Private Lessons:	50 participants x $30	$1500

PROJECTED REVENUE FISCAL YEAR 2020-2021: $95,000

COMMENTS:

REVENUE MANUAL

REVENUE ITEM: **ADULT TRIPS**

FUND: **RECREATION**

ACCOUNT: **22.00.43092**

LEGAL AUTHORIZATION: **ADMINISTRATIVE POLICY**

REVENUE DESCRIPTION:

Revenue received from all adult trips, including extended trips longer than one day

FEE SCHEDULE:

One day adult trips	12 trips x 10 participants avg x $35 avg per trip	$4,200
Extended trips	4 trips/year x 4 people/trip avg x $90 per person	$1,440

METHOD OF PROJECTION:

Revenue is based on newly offered extended trips and one day adult trips

PROJECTED REVENUE FISCAL YEAR 2020-2021: $5,700

COMMENTS:

REVENUE MANUAL

REVENUE ITEM: **GENREAL DONATIONS**

FUND: **RECREATION FUND**

ACCOUNT: **22.00.44005**

LEGAL AUTHORIZATION: **DEVELOPER AGREEMENT**

REVENUE DESCRIPTION:

Contribution from Romeoville Toyota in exchange for naming rights of the Deer Crossing Park Stage and other consideration.

FEE SCHEDULE:

$35,000 per the terms of the agreement.

METHOD OF PROJECTION:

Agreement terms

PROJECTED REVENUE FISCAL YEAR 2020-2021: $35,000

COMMENTS:

REVENUE MANUAL

REVENUE ITEM: **INTEREST**

FUND: **RECREATION FUND**

ACCOUNT: **22.00.45090**

LEGAL AUTHORIZATION: **ADMINISTRATIVE POLICY**

REVENUE DESCRIPTION:

Interest earned on cash deposits and investments.

FEE SCHEDULE:

Variable

METHOD OF PROJECTION:

Used anticipated cash balances and prevailing interest rates to determine amounts. Projection is based on an average per month interest revenue.

PROJECTED REVENUE FISCAL YEAR 2020-2021: $45,000

COMMENTS:

REVENUE MANUAL

REVENUE ITEM: **PARK SITE DONATION**

FUND: **RECREATION FUND**

ACCOUNT: **22.00.45012**

LEGAL AUTHORIZATION: **VILLAGE CODE**

REVENUE DESCRIPTION:

Donation for park improvements from Plainfield Township Park District and release from escrow of past developer park contributions.

FEE SCHEDULE:

Developer Park Site Donation Escrow -	$270,800
Plainfield Township Park District Contribution -	$100,000

METHOD OF PROJECTION:

The village requires residential develops to contribute funds for park sites based upon a formula based on the size of the project, the value of the land, and the number of projected school age children. The funds are placed into a Park Site Donation Escrow account (22.210541) until they are needed for a project. The escrow account currently has over $717,000. The funds will be used to offset a portion of the Conservation Park improvements.

$100,000 based on a commitment from the Plainfield Township Park District. The park district does not have any parks in Romeoville within its boundaries The funds will be used to fund part of Rotary Park Improvements

PROJECTED REVENUE FISCAL YEAR 2017-2018: $370,800

COMMENTS:

REVENUE MANUAL

REVENUE ITEM: **RPA SPECIAL EVENTS**

FUND: **RECREATION**

ACCOUNT: **22.00.45103**

LEGAL AUTHORIZATION: **ADMINISTRATIVE POLICY**

REVENUE DESCRIPTION:

Revenues from RomeoFest. Revenues are provided by vendor fees, a percentage of carnival ticket sales and other contributions and sales.

Additional revenue will be collected from MegaPasses during pre-sales due to the Recreation Department taking Debt and Credit Cards this year.

FEE SCHEDULE:

Carnival	$75,522
Gate Entry	$8,370
Sponsorships	$30,500
Vendors	$14,675
Beverage Garden	$5,933

METHOD OF PROJECTION:

Based on last year's revenue.

PROJECTED REVENUE FISCAL YEAR 2020-2021: $135,000

COMMENTS: This is the fourth year we will be accepting credit/debit card payments for MegaPass pre-sales. This amount is based on past sales and the projection of credit card transactions times our 30% received from the carnival

REVENUE MANUAL

REVENUE ITEM: **MISCELLANEOUS**

FUND: **RECREATION**

ACCOUNT: **22.00.45500**

LEGAL AUTHORIZATION: **ADMINISTRATIVE POLICY**

REVENUE DESCRIPTION:

Revenue is based on copies we make for organizations, and other miscellaneous items that do not fit into any other line item

FEE SCHEDULE:

METHOD OF PROJECTION:

Based on last fiscal year and current revenue.

PROJECTED REVENUE FISCAL YEAR 2020-2021: **$4,500**

COMMENTS:

REVENUE MANUAL

REVENUE ITEM: **TRANSFER FROM CORPORATE FUND**

FUND: **RECREATION FUND**

ACCOUNT: **22.00.45701**

LEGAL AUTHORIZATION: **ADMINISTRATIVE POLICY**

REVENUE DESCRIPTION:

Transfer from the Corporate Fund to provide funds for Recreation Department activities and projects not provided for through program revenues, property taxes, hotel taxes, park donations and grants.

FEE SCHEDULE:

The transfer is based upon administrative policy and budgetary need.

METHOD OF PROJECTION:

Historical Data and Recreation Department budget requests

PROJECTED REVENUE FISCAL YEAR 2020-2021: $1,596,200

COMMENTS:

REVENUE MANUAL

REVENUE ITEM: **REAL ESTATE TRANSFER TAX**

FUND: **REAL ESTATE TRANSFER TAX FUND**

ACCOUNT: **23.00.40133**

LEGAL AUTHORIZATION: **ORDINANCE 04-0170**

REVENUE DESCRIPTION:

The tax is imposed on the sale of all real estate property within the Village. The tax is the responsibility of the property buyer. Proof of payment is through a Village Stamp that has to be affixed to the deed. The county will not record the deed unless the stamps are affixed. All debts (associated with the property) owed to the Village have to be paid and a final water meter reading appointment set before the stamps are issued. If a resident sells and buys their principal residence in town within a year, the Village refunds the tax on the property that they buy. Thirteen types of transactions, including title name changes and refinancing, are exempt from the tax but still require a stamp to record the deed and meet the other provisions and obligations of the ordinance The revenues will be used to pay for preserving open space and growth related capital projects including Village facilities such as a new Village Hall or Public Safety Building, equipment, such as snow plows for a new snow route, or infrastructure improvements, such as bike paths, road widening or additional traffic signals.

FEE SCHEDULE: $3.50 per $1,000 of the sales price of real estate.

One half of the tax is allocated to the General Corporate Fund (1) and one half is allocated to the Recreation Real Estate Transfer Tax Fund (23).

METHOD OF PROJECTION:

11.1% Increase versus the prior year budget, 51.2% decrease versus the prior fiscal year's revenue projection. $285.7 million in real estate sales.

PROJECTED REVENUE FISCAL YEAR 2020-2021: $500,000

COMMENTS:

REVENUE MANUAL

REVENUE ITEM: **REAL ESTATE TRANSFER TAX FEE**

FUND: **GENERAL CORPORATE FUND**

ACCOUNT: **23.00.43090**

LEGAL AUTHORIZATION: **VILLAGE ORDINANCE**

REVENUE DESCRIPTION:

Revenue collected from exempt Real Estate Transaction to cover administrative and processing costs. Exempt Transactions are not subject to the Real Estate Transfer Tax but the deeds are still required to be stamped by the Village to ensure that other Village real estate transfer requirements are met and to ensure that the county will record the deed.

FEE SCHEDULE:

$40.00 per Exempt Transaction. One half of the fee ($20.00) will be recorded in the General Corporate fund and the other half in the Recreation Real Estate Transfer Tax Fund.

METHOD OF PROJECTION:

300 Transactions at $20.00.

PROJECTED REVENUE FISCAL YEAR 2020-2021: $6,000

COMMENTS:

REVENUE MANUAL

REVENUE ITEM: **RENTAL INCOME**

FUND: **ATHLETIC AND EVENT CENTER**

ACCOUNT: **26.00.43004**

LEGAL AUTHORIZATION: **ADMINISTRATIVE POLICY**

REVENUE DESCRIPTION:

Revenue received from weekly rental events and birthday parties

FEE SCHEDULE:

Misc Events, Birthday Parties and Rentals			**$18,000**

METHOD OF PROJECTION:

Revenue is based on current rental fees at A&E

PROJECTED REVENUE FISCAL YEAR 2020-2021: $15,000

COMMENTS:

Conference room rental for all Misc. Events and Birthday Party Rentals.

No rent receives from Edwards Hospital in FY 20-21,

Birthday party revenue was folded into the account for FY 20-21

REVENUE MANUAL

REVENUE ITEM: **NSF CHARGES**

FUND: **ATHLETIC AND EVENT CENTER**

ACCOUNT: **26.00.43005**

LEGAL AUTHORIZATION: **VILLIAG CODE**

REVENUE DESCRIPTION:

Administrative fee paid by residents who write non-sufficient funds checks and EFT payments returned NSF

FEE SCHEDULE:

$35 per check or EFT returned NSF

METHOD OF PROJECTION:

Revenue is based on current rental fees at A&E

PROJECTED REVENUE FISCAL YEAR 2020-2021: **$200**

COMMENTS:

.

REVENUE MANUAL

REVENUE ITEM: **OPEN GYM PROGRAM**

FUND: **ATHLETIC AND EVENT CENTER**

ACCOUNT: **26.00.43009**

LEGAL AUTHORIZATION: **ADMINISTRATIVE POLICY**

REVENUE DESCRIPTION:

Revenue received from Open Gym participants

FEE SCHEDULE:

Open Gym Adult and Youth	**$5.00 x 303 participants x 52 weeks**	**1,515X52**	**$78,800**

METHOD OF PROJECTION:

Revenue is based on current open gym cost by facility operator

PROJECTED REVENUE FISCAL YEAR 2020-2021: **$78,800**

COMMENTS:

REVENUE MANUAL

REVENUE ITEM: **CONCESSIONS**

FUND: **ATHLETIC AND EVENT CENTER**

ACCOUNT: 26.00.43023

LEGAL AUTHORIZATION: **ADMINISTRATIVE POLICY**

REVENUE DESCRIPTION:

Revenue received from weekly concessions and vending

FEE SCHEDULE:

Concessions for all events at A&E	**15% of total income per Month-Lightning Contract**		**$23,000**

METHOD OF PROJECTION:

Revenue is based on current rental fees at Athletic and Event Center

PROJECTED REVENUE FISCAL YEAR 2020-2021: $23,000

COMMENTS:

REVENUE MANUAL

REVENUE ITEM: **TOURNAMENT REVENUE**

FUND: **ATHLETIC AND EVENT CENTER**

ACCOUNT: 26.00.43094

LEGAL AUTHORIZATION: **ADMINISTRATIVE POLICY**

REVENUE DESCRIPTION:

Revenue received from weekend basketball and volleyball tournaments

FEE SCHEDULE:

Multiple day basketball tournaments		$7.800 per 4 tournaments	$31,200
40 One Tournament	Contract with One Day	40 plus Tournaments	$153,800
Soccer Tournament	Contract with Chicagoland Soccer	12 Weekends	$185,000
Other Tournament Revenue			$47,200

METHOD OF PROJECTION:

Revenue is based on current rental fees at Athletic and Event Center

PROJECTED REVENUE FISCAL YEAR 2020-2021: $417,200

COMMENTS:

REVENUE MANUAL

REVENUE ITEM: **FIELD TURF RENTAL**

FUND: **ATHLETIC AND EVENT CENTER**

ACCOUNT: 26.00.43095

LEGAL AUTHORIZATION: **ADMINISTRATIVE POLICY**

REVENUE DESCRIPTION:

Revenue received from weekly field turf rentals (December 1st through March 18th)

FEE SCHEDULE:

Field Turf Rental			
Field rental - Multiple uses	**180 per hour per half filed**	**$180 x 384 hours**	**$69,120**

METHOD OF PROJECTION:

Revenue is based on current rental fees at Athletic and Event Center

PROJECTED REVENUE FISCAL YEAR 2020-2021: $69,100

COMMENTS:

REVENUE MANUAL

REVENUE ITEM: **GYM COURT RENTAL**

FUND: **ATHLETIC AND EVENT CENTER**

ACCOUNT: 26.00.43096

LEGAL AUTHORIZATION: **ADMINISTRATIVE POLICY**

REVENUE DESCRIPTION:

Revenue received from weekly rental rentals basketball and volleyball

FEE SCHEDULE:

Gym Court Rental			
Volleyball Rentals $33 per hour per 2 courts	**640 hours**		**$21,120**
Basketball Rentals $60 per hour 2 courts	**640 hours**		**$38,400**
Basketball Rentals $60 per hour; 6 courts March-October	**1,920 hours**		**$115,200**

METHOD OF PROJECTION:

Revenue is based on current rental fees at A&E

PROJECTED REVENUE FISCAL YEAR 2020-2021: $174,800

COMMENTS:

REVENUE MANUAL

REVENUE ITEM: **OPEN AIR MARKET**

FUND: **ATHLETIC AND EVENT CENTER**

ACCOUNT: **26.00.43099**

LEGAL AUTHORIZATION: ADMINISTRATIVE POLICY

REVENUE DESCRIPTION:

35 spaces per event Flea Market Frenzy
5 commercial spaces for Flea Market.
100 participants President's Day Jump Fest

FEE SCHEDULE:

35 spaces x $10 x 2 events			**$700**
5 Commercial Spaces x $50 per x 2			**$500**
100 x $5 x per event			**$1,000**

METHOD OF PROJECTION:

Projected number of participants for each event

PROJECTED REVENUE FISCAL YEAR 2020-2021: $900

COMMENTS:

Will utilize stamped concrete area for an open air market to bring residents and visitors to the Uptown Square area.

REVENUE MANUAL

REVENUE ITEM: **ATHLETIC AND EVENT CENTER SPONSORSHIP**

FUND: **ATHLETIC AND EVENT CENTER**

ACCOUNT: 26.00.45210

LEGAL AUTHORIZATION: **ADMINISTRATIVE POLICY**

REVENUE DESCRIPTION:

Revenue received from solicited sponsors.

FEE SCHEDULE:

Sponsorships			
Banner Sponsorship program	5 sponsors for $1,500		$7,500

METHOD OF PROJECTION:

Revenue is based on current sponsorship programs created by Village for Athletic and Event Center

PROJECTED REVENUE FISCAL YEAR 2020-2021: $7,500

COMMENTS:

At this time the sponsorship program has not be marketed to the business community.

REVENUE MANUAL

REVENUE ITEM: **TRANSFER FROM CORPORATE**

FUND: **DEBT SERVICE FUND**

ACCOUNT: **39.00.45701**

LEGAL AUTHORIZATION: **ADMINISTRATIVE POLICY**

REVENUE DESCRIPTION:

Revenues are transferred from the General Corporate Fund for the 2008A, 2014, 2016, 2016A and 2019 Bond Issues.

FEE SCHEDULE:

Based on the Debt Service Payments for FY 20-21

METHOD OF PROJECTION:

PROJECTED REVENUE FISCAL YEAR 2020-2021: $5,937,300

COMMENTS:

Third year that all Village Bonded Debt is abated and no property taxes are levied for bond payments (all debt related property taxes were abated).

REVENUE MANUAL

REVENUE ITEM: **TRANSFER FROM RECREATION**

FUND: **DEBT SERVICE FUND**

ACCOUNT: **39.00.45722**

LEGAL AUTHORIZATION: **ADMINISTRATIVE POLICY**

REVENUE DESCRIPTION:

Revenues are transferred from the Recreation Fund for the 2014 Bond Issue.

FEE SCHEDULE:

Based on the Debt Service Payments for FY 20-21

METHOD OF PROJECTION:

PROJECTED REVENUE FISCAL YEAR 2020-2021: $14,300

COMMENTS:

REVENUE MANUAL

REVENUE ITEM: **TRANSFER FROM RETT**

FUND: **DEBT SERVICE FUND**

ACCOUNT: **39.00.45730**

LEGAL AUTHORIZATION: **ADMINISTRATIVE POLICY**

REVENUE DESCRIPTION:

Revenues are transferred from the Recreation Real Estate Transfer Tax Fund for the 2016A Bond Issue used to purchase open space (Discovery Park- Bigelow Property).

FEE SCHEDULE:

Based on the Debt Service Payments for FY 20-21

METHOD OF PROJECTION:

PROJECTED REVENUE FISCAL YEAR 2020-2021: $200,000

COMMENTS:

REVENUE MANUAL

REVENUE ITEM: **TAX INCREMENT PROPERTY TAX**

FUND: **DOWNTOWN TIF CONSTRUCTION FUND**

ACCOUNT: **53.00.40031**

LEGAL AUTHORIZATION: **ADMINISTRATIVE POLICY**

REVENUE DESCRIPTION:

In 2005 (2003 tax base year) the Village implemented the Downtown Tax Increment Financing District. The Village has developed a Downtown Redevelopment Master Plan. The plan lays the groundwork needed to revitalize the area framed by Route 53/Normantown Road/Dalhart Road/Alexander Road. The plan calls for infrastructure improvements, park development, road improvements and building design guidelines.

The TIF District generates funds to pay funds through TIF property taxes. The taxes are generated by applying the combined tax rate of all taxing bodies within the TIF District to the additional Equalized Assessed Value (EAV) within the TIF District. The additional EAV is the current total 2019 EAV less the 2003 EAV of the district (the year it was formed). The taxing bodies receive taxes based on the 2003 EAV.

FEE SCHEDULE:

The property taxes are due in June and September and are disbursed from the county to the Village from the months of May through January.

METHOD OF PROJECTION:

Taxes are based on an increment EAV of $7,091,500 and a combined tax rate of $9.9415/$100 EAV.

PROJECTED REVENUE FISCAL YEAR 2020-2021: $705,000

COMMENTS:

The original EAV is $11,439,500. The estimated EAV is $18.531,000

REVENUE MANUAL

REVENUE ITEM: **INTEREST**

FUND: **DOWNTOWN TIF CONSTRUCTION FUND**

ACCOUNT: **53.00.45090**

LEGAL AUTHORIZATION: **ADMINISTRATIVE POLICY**

REVENUE DESCRIPTION:

Interest earned on cash deposits and investments.

FEE SCHEDULE:

Variable

METHOD OF PROJECTION:

Used anticipated cash balances and prevailing interest rates to determine amounts.

PROJECTED REVENUE FISCAL YEAR 2020-2021: $50,000

COMMENTS:

REVENUE MANUAL

REVENUE ITEM: **TRANSFER FROM MARQUETTE TIF**

FUND: **DOWNTOWN TIF CONSTRUCTION FUND**

ACCOUNT: **53.00.45754**

LEGAL AUTHORIZATION: **ADMINISTRATIVE POLICY**

REVENUE DESCRIPTION:

Transfer from the Marquette TIF to the Downtown TIF. State Statutes allow the transfer of funds from contiguous TIF districts.

FEE SCHEDULE:

Variable

METHOD OF PROJECTION:

Based upon 70% of the Marquette TIF property taxes less Marquette TIF expenses plus Marquette TIF fund Balance if necessary.

PROJECTED REVENUE FISCAL YEAR 2020-2021: $3,027,500

COMMENTS:

REVENUE MANUAL

REVENUE ITEM: **TAX INCREMENT PROPERTY TAX**

FUND: **MARQUETTE TIF CONSTRUCTION FUND**

ACCOUNT: **54.00.40031**

LEGAL AUTHORIZATION: **ADMINISTRATIVE POLICY**

REVENUE DESCRIPTION:

In 1989 the Village implemented a property tax Tax Increment Financing District (TIF District) to construct a new fire station and perform a variety of infrastructure improvements within and near the Marquette Center Business and Industrial Park area.

The TIF District generates funds through TIF property taxes. The taxes are generated by applying the combined tax rate of all taxing bodies within the TIF District to the additional Equalized Assessed Value (EAV) within the TIF District. The additional EAV is the current total 2019 EAV less the 1988 EAV of the district (the year it was formed). The taxing bodies receive taxes based on the 1988 EAV. The TIF was approved for a 12-year extension in 2012, a portion of the TIF was transferred to the Independence TIF in 2018.

FEE SCHEDULE:

The property taxes are due in June and September and are disbursed from the county to the Village from the months of May through January.

METHOD OF PROJECTION:

The taxes are based on an increment EAV of $35,175,600 and a combined tax rate of $9.8364 per $100 EAV.

PROJECTED REVENUE FISCAL YEAR 2020-2021: $3,460,000

COMMENTS:

The 1988 EAV for the TIF area is $6,887,100. The projected 2019 EAV is $42,062,700. The base was $8.229,161 before the FY 18-19 amendment moving a portion of the TIF into the Independence TIF.

REVENUE MANUAL

REVENUE ITEM: **INTEREST**

FUND: **MARQUETTE TIF CONSTRUCTION FUND**

ACCOUNT: **54.00.45090**

LEGAL AUTHORIZATION: **ADMINISTRATIVE POLICY**

REVENUE DESCRIPTION:

Interest earned on cash deposits and investments.

FEE SCHEDULE:

Variable

METHOD OF PROJECTION:

Used anticipated cash balances and prevailing interest rates to determine amounts.

PROJECTED REVENUE FISCAL YEAR 2020-2021: $15,000

COMMENTS:

REVENUE MANUAL

REVENUE ITEM: **STATE GRANTS**

FUND: **RECREATION**

ACCOUNT: **22.00.40265**

LEGAL AUTHORIZATION: **INTERGOVERNMENTAL AGREEMENT**

REVENUE DESCRIPTION:

Revenue received from the State of Illinois Department of Commerce and Economic Opportunity (DCEO) for the extension of Pinnacle Drive from Renwick Road along the LaFarge property to the current termination point. The funds were earmarked as part of the State of Illinois Capital Bill (HB0062). The extension will complete the connection of the road from Renwick to Airport Rd.

FEE SCHEDULE:

DCEO Grant Award Guidelines. The Village will be awarded the funds upon completion of the project and submitting the proper documentation per the terms of the grant agreement.

METHOD OF PROJECTION:

Revenue is based on the grant amount awarded.

PROJECTED REVENUE FISCAL YEAR 2020-2021: $3,000,000

COMMENTS:

The total cost of the project is $3,000,000

REVENUE MANUAL

REVENUE ITEM: **INTEREST**

FUND: **FACILITY CONSTRUCTION FUND**

ACCOUNT: **59.00.45090**

LEGAL AUTHORIZATION: **ADMINISTRATIVE POLICY**

REVENUE DESCRIPTION:

Interest earned on cash deposits and investments.

FEE SCHEDULE:

Variable

METHOD OF PROJECTION:

Used anticipated cash balances and prevailing interest rates to determine amounts.

PROJECTED REVENUE FISCAL YEAR 2020-2021: $80,000

COMMENTS:

REVENUE MANUAL

REVENUE ITEM: **NSF CHARGES**

FUND: **WATER AND SEWER FUND**

ACCOUNT: **60.00.43005**

LEGAL AUTHORIZATION: **VILLAGE CODE**

REVENUE DESCRIPTION:

Administrative fee paid by customers who write non-sufficient funds checks or ACH payments returned NSF.

FEE SCHEDULE:

$35 per check

METHOD OF PROJECTION:

PROJECTED REVENUE FISCAL YEAR 2020-2021: $6,000

COMMENTS:

REVENUE MANUAL

REVENUE ITEM: **WATER SALES**

FUND: **WATER AND SEWER FUND**

ACCOUNT: **60.00.43050**

LEGAL AUTHORIZATION: **VILLAGE CODE**

REVENUE DESCRIPTION:

Fee paid by customers for the use and consumption of water provided by the Village.

FEE SCHEDULE:

Resident:	Regular - $6.74 per 1000 gallons Seniors - $6.07 per 1000 gallons
Non-Resident:	Regular - $8.42 per 1000 gallons Seniors - $7.58 per 1000 gallons
Resident Business	$6.94 per 1000 gallons
Non Resident Business	$8.91 per 1000 gallons

METHOD OF PROJECTION:

FY 2019-20 monthly billing average times 5%.

PROJECTED REVENUE FISCAL YEAR 2020-2021: $8,592,000

COMMENTS:

Rates reflect a 5% increase. Third Full Year of Business Rates (Ord17-1405)

REVENUE MANUAL

REVENUE ITEM: **SEWER SALES**

FUND: **WATER AND SEWER FUND**

ACCOUNT: **60.00.43060**

LEGAL AUTHORIZATION: **VILLAGE CODE**

REVENUE DESCRIPTION:

Fee paid by customers to treat the water used in the Village water system

FEE SCHEDULE:

Residents:	Regular - $9.04 per 1000 gallons Seniors - $8.12 per 1000 gallons
Non-residents:	Regular - $11.30 per 1000 gallons Seniors - $10.15 per 1000 gallons
Resident Business	$9.30 per 1000 gallons
Non Resident Business	$11.87 per 1000 gallons

METHOD OF PROJECTION:

FY 2019-20 monthly billing average times 5%.

PROJECTED REVENUE FISCAL YEAR 2020-2021: $10,480,000

COMMENTS:

Rates reflect a 5% increase

REVENUE MANUAL

REVENUE ITEM: **LATE CHARGES**

FUND: **WATER AND SEWER FUND**

ACCOUNT: **60.00.43070**

LEGAL AUTHORIZATION: **VILLAGE CODE**

REVENUE DESCRIPTION:

Fee paid by customers who do not pay the full amount of the water bill 21 days after it is issued.

FEE SCHEDULE:

10% of the unpaid balance of the current month's bill

METHOD OF PROJECTION:

Previous history

PROJECTED REVENUE FISCAL YEAR 2020-2021: $445,000

COMMENTS:

REVENUE MANUAL

REVENUE ITEM: **WATER SURCHARGE**

FUND: **WATER AND SEWER FUND**

ACCOUNT: **60.00.43071**

LEGAL AUTHORIZATION: **VILLAGE CODE**

REVENUE DESCRIPTION:

Fees paid by customers who do not reply to the Village regarding meter change-outs and other issues after 3 notices have been issued.

FEE SCHEDULE:

$8.00 per surcharge

METHOD OF PROJECTION:

Previous history – 625 Surcharges

PROJECTED REVENUE FISCAL YEAR 2020-2021: $5,000

COMMENTS:

REVENUE MANUAL

REVENUE ITEM: **TAP ON FEES**

FUND: **WATER AND SEWER FUND**

ACCOUNT: **60.00.43072**

LEGAL AUTHORIZATION: **CHAPTER 150 – BUILDING CODES**

REVENUE DESCRIPTION:

Tap on Fees are fees that the developer and contractor pay to the Village to tap onto the Village's water and sewer system.

FEE SCHEDULE:

Residential: $4,000 for water and $4,000 for sewer
Commercial: based on the Population Estimate (P.E.). The minimum fee for sewer is $4,000 and for water is $4,000.

METHOD OF PROJECTION:

Estimate based on projected construction.

PROJECTED REVENUE FISCAL YEAR 2020-2021: $400,000

COMMENTS:

REVENUE MANUAL

REVENUE ITEM: **RECONNECTION FEES**

FUND: **WATER AND SEWER FUND**

ACCOUNT: **60.00.43074**

LEGAL AUTHORIZATION: **VILLAGE CODE**

REVENUE DESCRIPTION:

Fee paid by customers to have their water service reconnected.

FEE SCHEDULE:

$50 per incident

METHOD OF PROJECTION:

Prior history – 800 Incidents

PROJECTED REVENUE FISCAL YEAR 2020-2021: $40,000

REVENUE MANUAL

REVENUE ITEM: **AFTER HOURS METER REPLACEMENT**

FUND: **WATER AND SEWER FUND**

ACCOUNT: **60.00.43097**

LEGAL AUTHORIZATION: VILLAGE CODE – ORD 17-1398

REVENUE DESCRIPTION:

Fees for water meter replacement appointments, including Saturdays, that fall outside of the Village's normal work hours of 7:30 am through 3:00 pm Monday through Friday. The appointments are per resident requests. The fees offset a small portion of the overtime costs need to provide this service.

FEE SCHEDULE:

Residential Meters - $ 25.00

Commercial/Industrial Meters - $250.00

METHOD OF PROJECTION:

Prior History – 40 After-Hours appointments.

PROJECTED REVENUE FISCAL YEAR 2020-2021: $1,000

COMMENTS:

First full year of the fee.

REVENUE MANUAL

REVENUE ITEM: **WATER METER EQUIPMENT REIMBURSEMENT**

FUND: **WATER AND SEWER FUND**

ACCOUNT: **60.00.45008**

LEGAL AUTHORIZATION: **VILLAGE CODE**

REVENUE DESCRIPTION:

Revenue from the sale of water meters to commercial and industrial businesses.

FEE SCHEDULE:

Varies by meter size

METHOD OF PROJECTION:

Prior History

PROJECTED REVENUE FISCAL YEAR 2020-2021: **$60,000**

COMMENTS:

REVENUE MANUAL

REVENUE ITEM: **INTEREST**

FUND: **WATER AND SEWER FUND**

ACCOUNT: **60.00.45090**

LEGAL AUTHORIZATION: **ADMINISTRATIVE POLICY**

REVENUE DESCRIPTION:

Interest earned on cash deposits and investments.

FEE SCHEDULE:

Variable

METHOD OF PROJECTION:

Used anticipated cash balances and prevailing interest rates to determine amounts.

PROJECTED REVENUE FISCAL YEAR 2020-2021: $175,000

COMMENTS:

REVENUE MANUAL

REVENUE ITEM: **INVESTMENT INCOME**

FUND: **POLICE PENSION FUND**

ACCOUNT: **70.00.45089**

LEGAL AUTHORIZATION: **ADMINISTRATIVE POLICY**

REVENUE DESCRIPTION:

Capital gains on investments

FEE SCHEDULE:

Variable

METHOD OF PROJECTION:

Used anticipated cash balances and prevailing interest rates to determine amounts to determine amounts.

PROJECTED REVENUE FISCAL YEAR 2020-2021: $2,145,000

COMMENTS:

REVENUE MANUAL

REVENUE ITEM: **INTEREST**

FUND: **POLICE PENSION FUND**

ACCOUNT: **70.00.45090**

LEGAL AUTHORIZATION: **ADMINISTRATIVE POLICY**

REVENUE DESCRIPTION:

Interest and dividends earned on cash deposits and investments.

FEE SCHEDULE:

Variable

METHOD OF PROJECTION:

Used anticipated cash balances and prevailing interest rates to determine amounts.

PROJECTED REVENUE FISCAL YEAR 2020-2021: $850,000

COMMENTS:

REVENUE MANUAL

REVENUE ITEM: **EMPLOYEE CONTRIBUTIONS**

FUND: **POLICE PENSION FUND**

ACCOUNT: **70.00.45200**

LEGAL AUTHORIZATION: **STATE STATUTE**

REVENUE DESCRIPTION:

Each police officers' contribution of salary towards the cost of his or her pension

FEE SCHEDULE:

Contribution of 9.910% of wages

METHOD OF PROJECTION:

FY 20120-21 salary estimates multiplied by the contribution rate

PROJECTED REVENUE FISCAL YEAR 2020-2021: $700,000

COMMENTS:

REVENUE MANUAL

REVENUE ITEM: **TRANSFER FROM CORPORATE**

FUND: **POLICE PENSION FUND**

ACCOUNT: **70.00.45701**

LEGAL AUTHORIZATION: **ORDINANCE 19-1605**

REVENUE DESCRIPTION:

The Village, every December, places a tax (levies) on the Village's land owners. The tax is used to fund basic Village services. The tax is based upon 1/3 the market value of the property, commonly called the equalized assessed value (EAV), divided by 100 and multiplied by the tax rate. The tax rate is calculated by the county and is based upon the entire Village's EAV and the amount of the property taxes requested by the Village. The property taxes requested by the Village is broken down into several components including Corporate Purposes, Fire Pension, Fire Protection, Ambulance services, Recreation purposes, Refuse collection, Social Security costs, Tort and liability costs, Police Pension, Police Protection, Audit costs, Road and Bridge costs, Debt Service payments and Special Recreation Area programs.

The Police Pension levy is used to offset the Village's required contribution to the Police Pension Fund. The funds are transferred to the Police Pension Fund.

FEE SCHEDULE:	VILLAGE	TYPICAL HOME
EAV	$1,312,940,380	$64,195
EAV/100	$ 13,129,404	$ 642
RATE	.1672	.1672
PROPERTY TAX (EAV/100*RATE)	$ 2,194,900	$ 107

METHOD OF PROJECTION:

Estimates based upon assessed value information from Will County, Township Assessors, applicable property tax laws and the Village's tax levy requests. The Village's estimated market value is $3,938,821,140. The typical home is valued at $192,585.

PROJECTED REVENUE FISCAL YEAR 2020-2021: $2,194,900

REVENUE MANUAL

REVENUE ITEM: **INVESTMENT INCOME**

FUND: **FIRE PENSION FUND**

ACCOUNT: **71.00.45089**

LEGAL AUTHORIZATION: **ADMINISTRATIVE POLICY**

REVENUE DESCRIPTION:

Capital gains on investments

FEE SCHEDULE:

Variable

METHOD OF PROJECTION:

Used anticipated cash balances and prevailing interest rates to determine amounts to determine amounts.

PROJECTED REVENUE FISCAL YEAR 2020-2021: $355,000

COMMENTS:

REVENUE MANUAL

REVENUE ITEM: **INTEREST**

FUND: **FIRE PENSION FUND**

ACCOUNT: **71.00.45090**

LEGAL AUTHORIZATION: **ADMINISTRATIVE POLICY**

REVENUE DESCRIPTION:

Interest and dividends earned on cash deposits and investments.

FEE SCHEDULE:

Variable

METHOD OF PROJECTION:

Used anticipated cash balances and prevailing interest rates to determine amounts.

PROJECTED REVENUE FISCAL YEAR 2020-2021: $145,000

COMMENTS:

REVENUE MANUAL

REVENUE ITEM: **EMPLOYEE CONTRIBUTIONS**

FUND: **FIRE PENSION FUND**

ACCOUNT: **71.00.45200**

LEGAL AUTHORIZATION: **STATE STATUTE**

REVENUE DESCRIPTION:

Each full-time firefighter's contribution of salary towards the cost of his or her pension

FEE SCHEDULE:

Contribution of 9.455% of wages

METHOD OF PROJECTION:

FY 2020-21 salary estimates multiplied by the contribution rate

PROJECTED REVENUE FISCAL YEAR 2020-2021: $210,000

COMMENTS:

REVENUE MANUAL

REVENUE ITEM: **TRANSFER FROM CORPORATE**

FUND: **FIRE PENSION FUND**

ACCOUNT: **71.00.45701**

LEGAL AUTHORIZATION: **ORDINANCE 19-1605**

REVENUE DESCRIPTION:

The Village, every December, places a tax (levies) on the Village's land owners. The tax is used to fund basic Village services. The tax is based upon 1/3 the market value of the property, commonly called the equalized assessed value (EAV), divided by 100 and multiplied by the tax rate. The tax rate is calculated by the county and is based upon the entire Village's EAV and the amount of the property taxes requested by the Village. The property taxes requested by the Village is broken down into several components including Corporate Purposes, Fire Pension, Fire Protection, Ambulance services, Recreation purposes, Refuse collection, Social Security costs, Tort and liability costs, Police Pension, Police Protection, Audit costs, Road and Bridge costs, Debt Service payments and Special Recreation Area programs.

The Fire Pension levy is used to offset the Village's required contribution to the Fire Pension Fund. The funds are transferred to the Fire Pension Fund.

FEE SCHEDULE:	VILLAGE	TYPICAL HOME
EAV	$ 845,928,291	$64,195
EAV/100	$ 8,459,283	$ 642
RATE	.0544	.0544
PROPERTY TAX (EAV/100*RATE)	$ 459,800	$ 35

METHOD OF PROJECTION:

Estimates based upon assessed value information from Will County, Township Assessors, applicable property tax laws and the Village's tax levy requests. The Village's Fire Protection Service Area estimated market value is $2,537,784,873. The typical home is valued at $192,585.

PROJECTED REVENUE FISCAL YEAR 2020-2021: $459,800

REVENUE MANUAL

REVENUE ITEM: **TAX INCREMENT PROPERTY TAX**

FUND: **ROMEO ROAD TIF FUND**

ACCOUNT: **74.00.40031**

LEGAL AUTHORIZATION: **ADMINISTRATIVE POLICY**

REVENUE DESCRIPTION:

In 2007 the Village implemented a property tax Tax Increment Financing District (TIF District) to provide incentives and infrastructure for a developer to construct a new Walgreens located at Route 53 and Rome Road

The TIF District generates funds through TIF property taxes. The taxes are generated by applying the combined tax rate of all taxing bodies within the TIF District to the additional Equalized Assessed Value (EAV) within the TIF District. The additional EAV is the current total 2019 EAV less the 2006 EAV of the district (the year it was formed). The taxing bodies receive taxes based on the 2006 EAV.

FEE SCHEDULE:

The property taxes are due in June and September and are disbursed from the county to the Village from the months of May through January.

METHOD OF PROJECTION:

The taxes are based on an increment EAV of $321,000 and a combined tax rate of $9.751 per $100 EAV.

PROJECTED REVENUE FISCAL YEAR 2020-2021: $31,300

COMMENTS:

The original 2006 EAV for the TIF area is $282,000. The projected 2019 EAV is $603,000.

REVENUE MANUAL

REVENUE ITEM: **INTEREST**

FUND: **ROMEO ROAD TIF FUND**

ACCOUNT: 74**.00.45090**

LEGAL AUTHORIZATION: **ADMINISTRATIVE POLICY**

REVENUE DESCRIPTION:

Interest earned on cash deposits and investments.

FEE SCHEDULE:

Variable

METHOD OF PROJECTION:

Used anticipated cash balances and prevailing interest rates to determine amounts.

PROJECTED REVENUE FISCAL YEAR 2020-2021: $4,700

COMMENTS:

REVENUE MANUAL

REVENUE ITEM: **TAX INCREMENT PROPERTY TAX**

FUND: **UPPER GATEWAY NORTH TIF FUND**

ACCOUNT: **75.00.40031**

LEGAL AUTHORIZATION: **ADMINISTRATIVE POLICY**

REVENUE DESCRIPTION:

In 2017 the Village implemented a property tax Tax Increment Financing District (TIF District) to assist with the redevelopment of property located at Route 53 and Joliet (East Side). The site will include a Thornton's truck refueling station, a truck wash and a large industrial building.

The TIF District generates funds through TIF property taxes. The taxes are generated by applying the combined tax rate of all taxing bodies within the TIF District to the additional Equalized Assessed Value (EAV) within the TIF District. The additional EAV is the current total 2019 EAV less the 2016 EAV of the district (the year it was formed). The taxing bodies receive taxes based on the 2016 EAV.

FEE SCHEDULE:

The property taxes are due in June and September and are disbursed from the county to the Village from the months of May through January.

METHOD OF PROJECTION:

The taxes are based on an increment EAV of $1,984,500 and a combined tax rate of $10.0780 per $100 EAV.

PROJECTED REVENUE FISCAL YEAR 2020-2021: $200,000

COMMENTS:

The original 2016 EAV for the TIF area is $315,300. The projected 2019 EAV is $1,669,200.

REVENUE MANUAL

REVENUE ITEM: **REIMBURSEMENTS**

FUND: **GENERAL CORPORATE FUND**

ACCOUNT: **75.00.45006**

LEGAL AUTHORIZATION: **ADMINISTRATIVE POLICY**

REVENUE DESCRIPTION:

Reimbursement by the Developer to the Village for Bond/Note Paying

FEE SCHEDULE:

Varies

METHOD OF PROJECTION:

Prior years' experience.

PROJECTED REVENUE FISCAL YEAR 2020-2021: $800

COMMENTS:

REVENUE MANUAL

REVENUE ITEM: **TAX INCREMENT PROPERTY TAX**

FUND: **LOWER GATEWAY NORTH TIF FUND**

ACCOUNT: **77.00.40031**

LEGAL AUTHORIZATION: **ADMINISTRATIVE POLICY**

REVENUE DESCRIPTION:

In 2017 the Village implemented a property tax Tax Increment Financing District (TIF District) to assist with the redevelopment of property located at Route 53 and Joliet (East Side) south of the upper gateway TIF (separated by a strip of un-annexed ComEd property). The site will include a small industrial building.

The TIF District generates funds through TIF property taxes. The taxes are generated by applying the combined tax rate of all taxing bodies within the TIF District to the additional Equalized Assessed Value (EAV) within the TIF District. The additional EAV is the current total 2019 EAV less the 2016 EAV of the district (the year it was formed). The taxing bodies receive taxes based on the 2016 EAV.

FEE SCHEDULE:

The property taxes are due in June and September and are disbursed from the county to the Village from the months of May through January.

METHOD OF PROJECTION:

The taxes are based on an increment EAV of $496,100 and a combined tax rate of $10.0780 per $100 EAV.

PROJECTED REVENUE FISCAL YEAR 2020-2021: $50,000

COMMENTS:

The original 2016 EAV for the TIF area is $119,300. The projected 2018 EAV is $588,400.

REVENUE MANUAL

REVENUE ITEM: **TAX INCREMENT PROPERTY TAX**

FUND: **INDPEPENDENCE ROAD TIF FUND**

ACCOUNT: **78.00.40031**

LEGAL AUTHORIZATION: **ADMINISTRATIVE POLICY**

REVENUE DESCRIPTION:

In 2018 the Village implemented a property tax Tax Increment Financing District (TIF District) to assist with the redevelopment of property located between Enterprise Drive and Honeytree Drive along Route 53 and further expanded that same year to include additional properties located across Route 53 that were formerly in the Marquette TIF plus some adjacent parcels.

The TIF District generates funds through TIF property taxes. The taxes are generated by applying the combined tax rate of all taxing bodies within the TIF District to the additional Equalized Assessed Value (EAV) within the TIF District. The additional EAV is the current total 2019 EAV less the 2016/2017 EAV of the district (the year it was formed). The taxing bodies receive taxes based on the 2016/2017 EAV.

FEE SCHEDULE:

The property taxes are due in June and September and are disbursed from the county to the Village from the months of May through January.

METHOD OF PROJECTION:

The taxes are based on an increment EAV of $905,700 and a combined tax rate of $9.9371 per $100 EAV.

PROJECTED REVENUE FISCAL YEAR 2020-2021: $90,000

COMMENTS:

The original 2016/2017 EAV for the TIF area is $17,971,300. The projected 2019 EAV is $18,877,000. The original boundaries of the Independence TIF are based on the 2016 EAV ($270,700) while the expanded portion is based on the 2017 EAV ($17,700,600).

REVENUE MANUAL

REVENUE ITEM: **TRANSFER FROM MARQUETTE TIF**

FUND: **INDPEPENDENCE ROAD TIF FUND**

ACCOUNT: **78.00.45754**

LEGAL AUTHORIZATION: **ADMINISTRATIVE POLICY**

REVENUE DESCRIPTION:

Transfer from the Marquette TIF to the Independence Road TIF. State Statutes allow the transfer of funds from contiguous TIF districts.

FEE SCHEDULE:

Variable

METHOD OF PROJECTION:

Estimated cost of the Cornerstone Property Park Development

PROJECTED REVENUE FISCAL YEAR 2020-2021: $560,000

COMMENTS:

The funds will be used to develop a park on the Cornerstone Property (vacant land) located along Route 53 and Honeytree Drive. Funds from the TIF last year were used to purchase the property.

REVENUE MANUAL

REVENUE ITEM: **TAX INCREMENT PROPERTY TAX**

FUND: **BLUFF ROAD TIF FUND**

ACCOUNT: **79.00.40031**

LEGAL AUTHORIZATION: **ADMINISTRATIVE POLICY**

REVENUE DESCRIPTION:

In 2018 the Village implemented a property tax Tax Increment Financing District (TIF District) to assist with the redevelopment of property located along Bluff Road and/or Joliet Road. The funds will be used provide incentives (reimbursement of TIF eligible costs) to the developer of the property. Two large industrial buildings will be constructed within the TIF

The TIF District generates funds through TIF property taxes. The taxes are generated by applying the combined tax rate of all taxing bodies within the TIF District to the additional Equalized Assessed Value (EAV) within the TIF District. The additional EAV is the current total 2019 EAV less the 2016 EAV of the district (the year it was formed). The taxing bodies receive taxes based on the 2016 EAV.

FEE SCHEDULE:

The property taxes are due in June and September and are disbursed from the county to the Village from the months of May through January.

METHOD OF PROJECTION:

The taxes are based on an increment EAV of $5,082,300 and a combined tax rate of $9.8380 per $100 EAV.

PROJECTED REVENUE FISCAL YEAR 2020-2021: $500,000

COMMENTS:

The original 2016 EAV for the TIF area is $6,512,400. The projected 2019 EAV is $11,594,700.

REVENUE MANUAL

REVENUE ITEM: **TAX INCREMENT PROPERTY TAX**

FUND: **NORMANTOWN ROAD TIF FUND**

ACCOUNT: **80.00.40031**

LEGAL AUTHORIZATION: **ADMINISTRATIVE POLICY**

REVENUE DESCRIPTION:

In 2018 the Village implemented a property tax Tax Increment Financing District (TIF District) to assist with the redevelopment of property located along Normantown and Weber Road including the George Barr property and other vacant parcels in the corridor.

The TIF District generates funds through TIF property taxes. The taxes are generated by applying the combined tax rate of all taxing bodies within the TIF District to the additional Equalized Assessed Value (EAV) within the TIF District. The additional EAV is the current total 2019 EAV less the 2017 EAV of the district (the year it was formed). The taxing bodies receive taxes based on the 2017 EAV.

FEE SCHEDULE:

The property taxes are due in June and September and are disbursed from the county to the Village from the months of May through January.

METHOD OF PROJECTION:

The taxes are based on an increment EAV of $123,100 and a combined tax rate of $8.1256 per $100 EAV.

PROJECTED REVENUE FISCAL YEAR 2020-2021: $10,000

COMMENTS:

The original 2017 EAV for the TIF area is $1,493,900. The projected 2018 EAV is $1,617,000.

REVENUE MANUAL

REVENUE ITEM: **SALES TAX**

FUND: **NORMANTOWN BUSINESS DISTRICT**

ACCOUNT: **01.00.40116**

LEGAL AUTHORIZATION: **VILLAGE ORDINANCE**

REVENUE DESCRIPTION:

In 2019 the Village formed a Business District in the Normantown and Weber Road Corridor. The district includes the McDonalds, 7-11, Speedway Gas Station, Discount Tire, Burger King, White Castle, Day's Inn, Dunkin Donuts, Reza's Auto Group, Crème de Le Crème, MCW Romeoville. Holiday Inn Express and Popeye's Chicken. The funds will be used for infrastructure improvements within the district.

The Village is allowed to impose an additional 1% sales tax on business within the district.

FEE SCHEDULE:

The Business District State Sales Tax Rate is 1% on general merchandise excluding titled merchandise.

The sales tax rate in Romeoville in the Business District is 9.50% on general merchandise (2.5% of sales goes to the Village Corporate Fund and 1% to the Business District), 7.0% on titled merchandise (1% of sales goes to the Village) and 1.75% on qualifying food, drugs and medical appliances (1% of sales goes to the Village).

METHOD OF PROJECTION:

Based on sales tax of sales tax payers within the business district.

PROJECTED REVENUE FISCAL YEAR 2020-2021: $200,000

COMMENTS:

Second Year of the tax, first full year. The tax started July 1st, 2019

REVENUE MANUAL

REVENUE ITEM: **HOTEL/MOTEL TAX**

FUND: **RECREATION FUND**

ACCOUNT: **22.00.40121**

LEGAL AUTHORIZATION: **VILLAGE CODE**

REVENUE DESCRIPTION:

In 2019 the Village formed a Business District in the Normantown and Weber Road Corridor. The district includes Day's Inn and Holiday Inn Express. The funds will be used for infrastructure improvements within the district.

The Village is allowed to impose an additional 1% sales tax on business within the district.

The Village imposes a 9% tax on the privilege of renting, letting or leasing a hotel or motel room within the Village. The Village has 7 hotels/motels. The rate within the Business District will be 10% and applies to 2 hotels.

FEE SCHEDULE:

Within the Business District - 10% on the renting, letting or leasing of a hotel or motel room within the Village.

METHOD OF PROJECTION:

Based upon estimated room sales of $1,000,000. Based on Day's Inn and Holiday Inn Hotel Tax.

PROJECTED REVENUE FISCAL YEAR 2020-2021: $10,000

COMMENTS:

Second Year of the tax, first full year, first full year of Holiday Inn. The tax starts July 1st, 2019

REVENUE HISTORY

2020-2021 Revenue History-Budget Worksheet Report

Budget Year 2021

G/L Account	Account Description	2016 Actual Amount	2017 Actual Amount	2018 Actual Amount	2019 Actual Amount	2020 Estimated Amount	2020 Adopted Budget	2021 Adopted
Fund	**01 - General Corporate Fund**							
Department	**00 - Revenue**							
Property Tax								
01.00.40001	Corporate Levy	3,138,537.59	2,655,813.14	3,047,699.22	3,999,861.02	4,058,100.00	4,072,200.00	3,856,800.00
01.00.40002	Fire Protection Levy	315,287.43	310,898.48	310,226.23	306,899.83	363,800.00	356,400.00	363,000.00
01.00.40003	Police Protection Levy	570,266.15	569,026.87	569,237.79	569,684.51	569,300.00	570,000.00	570,000.00
01.00.40004	Ambulance Levy	699,053.59	689,919.22	687,630.40	680,860.05	807,400.00	791,000.00	805,500.00
01.00.40006	Audit Tax Levy	50,805.52	49,989.29	50,092.93	49,485.32	40,600.00	40,000.00	40,000.00
01.00.40007	Social Security Levy	1,299,169.99	1,298,657.56	1,297,862.17	1,298,687.51	1,297,600.00	1,300,000.00	1,300,000.00
01.00.40008	Street Levy	600,253.90	603,488.78	614,693.37	633,513.26	651,600.00	633,000.00	651,600.00
01.00.40010	Refuse Disposal Levy	609,666.36	609,443.71	609,084.43	609,514.11	608,700.00	610,000.00	610,000.00
01.00.40011	Tort Immunity Levy	1,398,707.37	1,397,572.51	1,398,048.03	1,398,865.10	1,398,000.00	1,400,000.00	1,400,000.00
01.00.40013	Police Pension Levy	1,695,245.77	1,987,871.40	1,853,438.26	2,102,521.99	2,099,600.00	2,104,200.00	2,194,900.00
01.00.40014	Fire Pension Levy	351,666.72	356,554.88	357,779.18	398,417.55	450,100.00	450,800.00	459,800.00
	Property Tax Totals	$10,728,660.39	$10,529,235.84	$10,795,792.01	$12,048,310.25	$12,344,800.00	$12,327,600.00	$12,251,600.00
Other Taxes								
01.00.40115	Use Tax	920,713.56	976,634.92	1,049,325.80	1,227,583.68	1,335,200.00	1,257,900.00	1,408,600.00
01.00.40116	Sales Tax	5,520,622.07	5,729,800.38	6,633,605.51	6,882,236.78	7,460,000.00	7,100,000.00	7,600,000.00
01.00.40117	Utility Tax - Electric	3,237,693.45	3,528,761.17	3,362,519.84	3,253,842.85	3,318,900.00	3,360,000.00	3,320,000.00
01.00.40118	Utility Tax - Gas	995,296.70	1,001,318.02	1,155,451.99	1,215,515.20	1,165,000.00	1,150,000.00	1,150,000.00
01.00.40119	Telecommunications Excise Tax	993,552.39	957,144.13	872,931.98	753,130.89	690,000.00	800,000.00	690,000.00
01.00.40120	Utility Tax - Water	250,149.09	263,143.09	285,964.24	297,561.45	316,000.00	331,000.00	332,000.00
01.00.40124	State Income Tax	4,228,794.84	3,750,744.85	3,598,257.20	3,852,490.52	4,255,600.00	3,997,800.00	4,166,400.00
01.00.40127	Replacement Tax	109,583.75	182,612.41	146,801.69	143,428.35	180,000.00	145,000.00	160,000.00
01.00.40129	Automobile Rental Tax	9,893.86	5,331.22	5,957.35	6,095.25	6,000.00	6,000.00	6,000.00
01.00.40130	Gaming Tax	140,098.60	196,702.87	239,152.08	276,996.13	300,000.00	280,000.00	300,000.00
01.00.40131	Home Rule Sales Tax	6,146,634.18	6,306,026.16	7,949,079.06	7,544,878.75	7,997,000.00	7,800,000.00	8,150,000.00
01.00.40132	Home Rule Gas Tax	722,988.48	788,466.76	808,887.46	915,598.33	1,050,000.00	1,080,000.00	1,185,000.00
01.00.40133	Real Estate Transfer Tax	458,437.38	681,622.79	595,693.44	831,604.13	1,025,000.00	450,000.00	500,000.00
01.00.40135	Food & Beverage Tax	1,340,645.73	1,445,997.12	1,581,899.38	1,524,692.15	1,570,000.00	1,550,000.00	1,575,000.00
01.00.40136	Local Cannabis Excise Tax	.00	.00	.00	.00	.00	.00	150,000.00
	Other Taxes Totals	$25,075,104.08	$25,814,305.89	$28,285,527.02	$28,725,654.46	$30,668,700.00	$29,307,700.00	$30,693,000.00
Grants								
01.00.40250	Auto Theft Grant	.00	5,850.00	7,800.00	5,850.00	75,000.00	7,800.00	100,000.00
01.00.40252	D.A.R.E. Program Revenue	7,800.00	7,500.00	7,500.00	7,500.00	7,500.00	7,500.00	7,500.00

2020-2021 Revenue History-Budget Worksheet Report

Budget Year 2021

G/L Account	Account Description	2016 Actual Amount	2017 Actual Amount	2018 Actual Amount	2019 Actual Amount	2020 Estimated Amount	2020 Adopted Budget	2021 Adopted
Fund	**01 - General Corporate Fund**							
Department	**00 - Revenue**							
Grants								
01.00.40255	ComEd Green Region Program Grant	.00	.00	.00	.00	9,000.00	.00	.00
01.00.40261	Will County Grants	58,631.85	45,128.26	49,452.06	.00	.00	.00	.00
01.00.40266	Federal Grants	347,067.51	142,741.78	834,052.27	26,066.30	21,800.00	39,000.00	103,000.00
01.00.40267	Local Grants (Metra Station Parking Expansion)	.00	.00	.00	584,413.75	2,500.00	.00	.00
01.00.42073	SWARM Safety Grant	.00	46,974.00	77,360.88	200,430.77	208,300.00	200,500.00	163,600.00
	Grants Totals	$413,499.36	$248,194.04	$976,165.21	$824,260.82	$324,100.00	$254,800.00	$374,100.00
4 - Licenses and Permits								
01.00.41001	Business Licenses	98,878.00	172,898.00	178,404.00	294,719.00	308,800.00	285,000.00	300,000.00
01.00.41002	Liquor License	93,360.00	100,350.00	109,550.00	106,000.00	113,400.00	109,000.00	111,000.00
01.00.41005	Contractor Business Permits	116,925.00	109,200.00	117,375.00	108,750.00	133,800.00	110,000.00	110,000.00
01.00.41006	Solicitor Permits	3,050.00	8,000.00	14,000.00	3,650.00	9,000.00	6,500.00	7,500.00
01.00.41007	Building Permits	1,220,995.04	2,475,875.89	1,717,642.50	1,965,677.38	1,000,000.00	1,100,000.00	1,300,000.00
01.00.41008	Garage Sale Permits	2,045.00	1,990.00	1,860.00	1,745.00	2,000.00	2,000.00	2,000.00
01.00.41010	In-House Permit Plan Review	268,026.28	661,599.94	560,553.84	222,477.35	250,000.00	175,000.00	250,000.00
01.00.41011	Animal Tags	660.00	836.00	2,436.00	2,043.00	2,000.00	2,000.00	2,000.00
01.00.41015	Overweight/Overwidth Permit	.00	.00	31,100.00	105,350.00	91,000.00	125,000.00	100,000.00
	4 - Licenses and Permits Totals	$1,803,939.32	$3,530,749.83	$2,732,921.34	$2,810,411.73	$1,910,000.00	$1,914,500.00	$2,182,500.00
Fines								
01.00.40211	Court Supervision Fines-Vehicle	.00	.00	.00	.00	30,000.00	30,000.00	30,000.00
01.00.42001	Court Fines	229,029.26	239,862.19	232,529.66	238,006.57	239,000.00	235,000.00	235,000.00
01.00.42002	Code and Administrative Tickets	3,510.00	4,830.00	3,695.00	4,050.00	7,500.00	5,000.00	7,500.00
01.00.42003	Parking Tickets	43,295.00	49,365.00	41,035.00	39,405.00	43,800.00	45,000.00	45,000.00
01.00.42004	Dog/Animal Fines	5,405.00	5,736.00	7,095.00	6,505.00	6,500.00	6,000.00	6,000.00
01.00.42005	Forfeiture of Cash P.D.	.00	.00	52,671.09	158,051.00	120,900.00	.00	.00
01.00.42006	Police False Alarm	15,775.00	17,950.00	23,300.00	27,135.00	23,000.00	20,000.00	20,000.00
01.00.42007	Fire False Alarms	275.00	1,350.00	.00	.00	.00	.00	.00
01.00.42009	Vehicle Impound Fee	91,950.00	101,600.00	102,931.00	85,800.00	75,000.00	100,000.00	75,000.00
01.00.42010	DUI Fines	8,000.00	8,000.00	9,000.00	16,500.00	16,500.00	16,500.00	16,500.00
01.00.42012	Arrest Citation Fines	.00	.00	.00	2,400.00	300.00	4,000.00	4,000.00
	Fines Totals	$397,239.26	$428,693.19	$472,256.75	$577,852.57	$562,500.00	$461,500.00	$439,000.00
Fees for Services								
01.00.41013	Vacancy Inspection Fees	9,450.00	5,100.00	3,350.00	2,600.00	2,700.00	3,000.00	3,000.00

2020-2021 Revenue History-Budget Worksheet Report

Budget Year 2021

G/L Account	Account Description	2016 Actual Amount	2017 Actual Amount	2018 Actual Amount	2019 Actual Amount	2020 Estimated Amount	2020 Adopted Budget	2021 Adopted
Fund **01 - General Corporate Fund**								
Department **00 - Revenue**								
Fees for Services								
01.00.43000	Fire Alarm Monitoring Fees	131,931.55	171,421.31	150,114.54	122,523.83	175,000.00	163,000.00	175,000.00
01.00.43001	Cable TV Franchise Fee	551,819.80	547,744.93	555,187.00	534,308.30	542,300.00	530,000.00	525,000.00
01.00.43003	Ambulance Fees	506,502.12	560,132.93	597,010.32	720,794.66	683,400.00	730,000.00	685,000.00
01.00.43004	Rental Income	.00	.00	(1,322.00)	.00	.00	.00	.00
01.00.43005	NSF Charges	280.00	430.00	210.00	385.00	500.00	100.00	500.00
01.00.43006	Administrative Fees	830.39	2,722.41	1,396.28	2,498.91	3,200.00	3,000.00	2,000.00
01.00.43008	Land Use Fees	92,920.00	69,571.00	183,829.75	85,999.00	65,000.00	30,000.00	60,000.00
01.00.43024	Zoning Code Material Fee	3,100.00	3,300.00	2,400.00	2,000.00	2,300.00	2,500.00	2,500.00
01.00.43026	Rental Inspection Fees	74,800.00	70,550.00	84,620.00	86,330.00	83,700.00	100,000.00	85,000.00
01.00.43028	Const. Reinspection Fees	58,798.00	53,605.23	51,960.00	36,910.00	38,400.00	40,000.00	40,000.00
01.00.43030	Sprint Rental Fees	77,259.31	73,001.57	77,018.59	84,681.27	80,600.00	75,000.00	80,600.00
01.00.43040	Engineering Fees	719,436.49	976,794.28	830,507.01	817,343.00	280,000.00	300,000.00	325,000.00
01.00.43041	Fire Prevention Service Fees	24,742.95	43,317.05	61,532.18	71,435.00	100,000.00	60,000.00	80,000.00
01.00.43042	Fire Academy	889,330.09	923,806.77	1,066,634.81	1,103,197.49	1,356,900.00	1,149,200.00	1,047,300.00
01.00.43044	Fire Recovery Fees	28,145.52	38,029.63	71,109.18	28,936.26	44,400.00	30,000.00	45,000.00
01.00.43046	Sex Offender Registration Act Fee	882.00	770.00	1,015.00	875.00	800.00	1,000.00	1,000.00
01.00.43047	Violent Offender Against Youth Registration Fee	20.00	30.00	45.00	25.00	100.00	100.00	100.00
01.00.43049	Administrative Hearing Fees	.00	.00	3,682.00	3,128.00	50,000.00	5,000.00	60,000.00
01.00.43075	Rubbish Collection Fees	3,022,515.46	3,131,653.81	3,248,061.06	3,359,754.66	3,656,000.00	3,640,000.00	3,765,000.00
01.00.43085	Portable Sign/Pennant Permit	1,610.00	1,836.00	1,150.00	670.00	400.00	2,000.00	2,000.00
01.00.43087	Fingerprint Fees	638.00	1,722.00	1,902.00	464.00	900.00	1,000.00	1,000.00
01.00.43090	Real Estate Transfer Tax Fee	8,687.00	7,920.00	7,220.00	5,615.00	6,700.00	6,000.00	6,000.00
01.00.43093	VOR TV Sale of DVD's	60.00	.00	80.00	.00	.00	.00	.00
01.00.43098	Metra Parking Lot Revenue	.00	.00	7,876.22	33,474.20	35,000.00	25,000.00	135,000.00
	Fees for Services Totals	$6,203,758.68	$6,683,458.92	$7,006,588.94	$7,103,948.58	$7,208,300.00	$6,895,900.00	$7,126,000.00
Donations								
01.00.44005	General Donations	10,178.10	51,500.00	287,778.00	100.00	4,000.00	.00	.00
01.00.44006	Fire Donations	.00	30.00	.00	25.00	.00	.00	.00
	Donations Totals	$10,178.10	$51,530.00	$287,778.00	$125.00	$4,000.00	$0.00	$0.00
Miscellaneous								
01.00.40304	Bond/Lease Proceeds	555,500.00	.00	.00	395,776.52	563,100.00	.00	.00

2020-2021 Revenue History-Budget Worksheet Report

Budget Year 2021

G/L Account	Account Description	2016 Actual Amount	2017 Actual Amount	2018 Actual Amount	2019 Actual Amount	2020 Estimated Amount	2020 Adopted Budget	2021 Adopted
Fund **01 - General Corporate Fund**								
Department **00 - Revenue**								
Miscellaneous								
01.00.40305	Developer's Contributions	.00	.00	.00	.00	300,000.00	.00	.00
01.00.45001	Police Special Detail	20,816.73	103,270.27	60,739.58	100,580.01	122,000.00	80,000.00	70,000.00
01.00.45002	Training Reimbursement	16,426.90	6,439.80	8,712.00	10,088.00	5,000.00	10,000.00	30,000.00
01.00.45003	Community Development Reimb.	24,446.92	30,967.77	30,549.23	16,837.16	20,000.00	15,000.00	15,000.00
01.00.45004	Worker's Comp Reimbursement	35,797.95	37,861.43	49,011.15	94,381.75	55,000.00	150,000.00	150,000.00
01.00.45005	Liason Officer Reimbursement	39,681.76	42,656.95	43,313.39	.00	90,000.00	43,000.00	43,000.00
01.00.45006	Reimbursement	50,747.29	70,098.14	194,408.46	117,239.85	90,500.00	50,000.00	100,000.00
01.00.45007	Insurance Reimbursement	13,208.95	3,361.87	59,177.57	21,275.78	36,700.00	55,000.00	55,000.00
01.00.45012	Reimbursements	.00	.00	1,500.00	.00	.00	.00	.00
01.00.45013	Reimbursement of Legal Svc	26,282.00	27,390.00	23,908.19	24,338.27	15,300.00	25,000.00	15,000.00
01.00.45014	Reimbursement - Engineering Svc	.00	.00	.00	.00	800.00	.00	.00
01.00.45016	Employee Health Insur Contrib	109,438.20	95,023.57	.00	.00	111,100.00	110,000.00	110,000.00
01.00.45017	Haz Mat Reimbursements	.00	304.14	10,445.20	.00	.00	30,000.00	30,000.00
01.00.45019	Rain Barrel Program	.00	.00	.00	85.00	.00	.00	.00
01.00.45021	Commemorative Veterans Brick, Plaque & Banner Program	330.00	1,340.00	250.00	2,715.00	2,500.00	300.00	2,000.00
01.00.45089	Investment Income	52,822.65	7,410.64	(17,488.36)	172,827.10	205,000.00	.00	.00
01.00.45090	Interest	64,752.36	72,432.48	135,200.13	657,976.50	700,000.00	300,000.00	400,000.00
01.00.45091	Police Accident Report	6,429.67	7,317.00	7,912.15	8,191.20	13,300.00	8,000.00	15,000.00
01.00.45092	Fire Reports	865.00	955.50	1,085.00	1,125.00	1,000.00	800.00	800.00
01.00.45104	Lockport Fire Agreement	1,176,781.00	1,236,890.00	1,382,290.00	1,355,132.00	1,503,600.00	1,355,000.00	1,503,600.00
01.00.45105	Marquette TIF Distribution	105,220.09	103,063.60	101,701.20	125,174.57	133,000.00	133,000.00	129,000.00
01.00.45202	Cobra/Retiree Contributions	41,490.53	39,372.90	58,907.41	61,427.46	56,000.00	60,000.00	60,000.00
01.00.45203	Developer Contributions	34,269.80	.00	.00	49,875.00	.00	.00	.00
01.00.45205	Developer's Breakfast	5,000.00	.00	.00	.00	.00	.00	.00
01.00.45206	Rent - Village Buildings	25,800.00	10,750.00	1,300.00	13,100.00	39,200.00	38,000.00	38,000.00
01.00.45300	Sales of Assets	201,358.25	18,832.00	55,408.71	3,211.64	28,500.00	15,000.00	15,000.00
01.00.45500	Miscellaneous	82,644.72	12,584.87	24,184.22	57,243.57	30,000.00	3,000.00	30,000.00
01.00.45503	Advertising/Marketing Revenue	805.93	1,084.27	1,162.81	1,779.96	1,800.00	1,800.00	1,800.00
01.00.45505	Street Improvements Reimb.	.00	.00	6,688.99	(1,058.91)	37,100.00	.00	.00
01.00.45508	Flexible Spending - Employee Deductions	.00	1,268.80	.00	.00	95,500.00	95,000.00	95,000.00
01.00.45509	Sales Tax Replacement Fees	7,000.00	7,000.00	7,000.00	7,000.00	.00	.00	.00

2020-2021 Revenue History-Budget Worksheet Report

Budget Year 2021

G/L Account	Account Description	2016 Actual Amount	2017 Actual Amount	2018 Actual Amount	2019 Actual Amount	2020 Estimated Amount	2020 Adopted Budget	2021 Adopted
Fund **01 - General Corporate Fund**								
Department **00 - Revenue**								
Miscellaneous								
01.00.46001	Sale of Property	.00	.00	134,000.00	.00	.00	.00	.00
	Miscellaneous Totals	$2,697,916.70	$1,937,676.00	$2,381,367.03	$3,296,322.43	$4,256,000.00	$2,577,900.00	$2,908,200.00
Transfers From Other Funds								
01.00.45720	Transfer from MFT	30,000.00	.00	.00	.00	.00	.00	.00
01.00.45760	Transfer from Water Fund	3,121,000.00	3,183,000.00	3,246,000.00	3,310,000.00	3,376,000.00	3,376,000.00	3,230,000.00
	Transfers From Other Funds Totals	$3,151,000.00	$3,183,000.00	$3,246,000.00	$3,310,000.00	$3,376,000.00	$3,376,000.00	$3,230,000.00
	Department **00 - Revenue** Totals	$50,481,295.89	$52,406,843.71	$56,184,396.30	$58,696,885.84	$60,654,400.00	$57,115,900.00	$59,204,400.00
	Fund **01 - General Corporate Fund** Totals	$50,481,295.89	$52,406,843.71	$56,184,396.30	$58,696,885.84	$60,654,400.00	$57,115,900.00	$59,204,400.00

2020-2021 Revenue History-Budget Worksheet Report

Budget Year 2021

G/L Account	Account Description	2016 Actual Amount	2017 Actual Amount	2018 Actual Amount	2019 Actual Amount	2020 Estimated Amount	2020 Adopted Budget	2021 Adopted
Fund **20 - Motor Fuel Tax**								
Department **00 - Revenue**								
Other Taxes								
20.00.40126	Motor Fuel Tax	1,093,514.06	1,084,902.98	1,090,186.96	1,083,140.26	1,456,200.00	1,085,700.00	1,693,100.00
	Other Taxes Totals	$1,093,514.06	$1,084,902.98	$1,090,186.96	$1,083,140.26	$1,456,200.00	$1,085,700.00	$1,693,100.00
Grants								
20.00.40266	Federal Grants	82,357.20	.00	.00	.00	.00	.00	.00
	Grants Totals	$82,357.20	$0.00	$0.00	$0.00	$0.00	$0.00	$0.00
Miscellaneous								
20.00.45090	Interest	1,819.88	7,985.49	22,174.88	44,258.18	45,000.00	30,000.00	40,000.00
	Miscellaneous Totals	$1,819.88	$7,985.49	$22,174.88	$44,258.18	$45,000.00	$30,000.00	$40,000.00
	Department **00 - Revenue** Totals	$1,177,691.14	$1,092,888.47	$1,112,361.84	$1,127,398.44	$1,501,200.00	$1,115,700.00	$1,733,100.00
	Fund **20 - Motor Fuel Tax** Totals	$1,177,691.14	$1,092,888.47	$1,112,361.84	$1,127,398.44	$1,501,200.00	$1,115,700.00	$1,733,100.00

2020-2021 Revenue History-Budget Worksheet Report

Budget Year 2021

G/L Account	Account Description	2016 Actual Amount	2017 Actual Amount	2018 Actual Amount	2019 Actual Amount	2020 Estimated Amount	2020 Adopted Budget	2021 Adopted
Fund **21 - Local Gas Tax Fund**								
Department **00 - Revenue**								
Other Taxes								
21.00.40132	Home Rule Gas Tax	722,989.28	788,467.48	808,888.38	915,598.88	1,050,000.00	1,080,000.00	1,185,000.00
	Other Taxes Totals	$722,989.28	$788,467.48	$808,888.38	$915,598.88	$1,050,000.00	$1,080,000.00	$1,185,000.00
Grants								
21.00.40266	Federal Grants	185,292.56	421,366.21	465.64	.00	.00	.00	.00
	Grants Totals	$185,292.56	$421,366.21	$465.64	$0.00	$0.00	$0.00	$0.00
Miscellaneous								
21.00.40305	Developer's Contributions	33,352.67	75,845.91	490,771.92	147,167.10	25,700.00	.00	.00
	Miscellaneous Totals	$33,352.67	$75,845.91	$490,771.92	$147,167.10	$25,700.00	$0.00	$0.00
	Department **00 - Revenue** Totals	$941,634.51	$1,285,679.60	$1,300,125.94	$1,062,765.98	$1,075,700.00	$1,080,000.00	$1,185,000.00
	Fund **21 - Local Gas Tax Fund** Totals	$941,634.51	$1,285,679.60	$1,300,125.94	$1,062,765.98	$1,075,700.00	$1,080,000.00	$1,185,000.00

2020-2021 Revenue History-Budget Worksheet Report

Budget Year 2021

G/L Account	Account Description	2016 Actual Amount	2017 Actual Amount	2018 Actual Amount	2019 Actual Amount	2020 Estimated Amount	2020 Adopted Budget	2021 Adopted
Fund **22 - Recreation Fund**								
Department **00 - Revenue**								
Property Tax								
22.00.40005	Special Recreation Levy	207,369.52	212,720.32	227,695.11	241,391.74	254,100.00	254,000.00	264,000.00
22.00.40009	Recreation Levy	1,714,945.86	1,882,574.85	2,094,795.08	2,352,362.44	2,596,500.00	2,602,200.00	2,828,700.00
	Property Tax Totals	$1,922,315.38	$2,095,295.17	$2,322,490.19	$2,593,754.18	$2,850,600.00	$2,856,200.00	$3,092,700.00
Other Taxes								
22.00.40121	Hotel/Motel Tax	475,098.43	551,752.60	544,641.17	562,323.27	560,000.00	530,000.00	560,000.00
	Other Taxes Totals	$475,098.43	$551,752.60	$544,641.17	$562,323.27	$560,000.00	$530,000.00	$560,000.00
Grants								
22.00.40265	State Grants	.00	.00	.00	.00	.00	.00	382,800.00
	Grants Totals	$0.00	$0.00	$0.00	$0.00	$0.00	$0.00	$382,800.00
Fees for Services								
22.00.43004	Rental Income	50,614.00	77,611.07	70,847.00	68,449.00	72,900.00	64,200.00	72,000.00
22.00.43005	NSF Charges	245.00	305.00	140.00	245.00	400.00	200.00	200.00
22.00.43009	Open Gym Program	6,123.00	5,590.00	5,239.75	4,266.00	5,500.00	5,500.00	8,700.00
22.00.43010	Health & Fitness Program	176,807.00	193,473.00	200,717.50	201,853.00	183,800.00	209,200.00	100,000.00
22.00.43011	Special Events	25,273.00	33,037.90	31,688.28	29,146.63	31,000.00	38,000.00	26,100.00
22.00.43017	Pre-School Programs	94,953.00	90,995.50	76,790.50	90,513.75	97,600.00	104,900.00	100,500.00
22.00.43018	Birthday Parties	14,754.00	12,750.25	28,568.00	14,293.00	14,000.00	15,800.00	15,800.00
22.00.43019	Indoor Playground	3,424.00	2,280.50	2,517.50	3,428.60	3,300.00	3,300.00	5,500.00
22.00.43021	Babysitting	2,652.00	1,886.00	1,483.00	2,255.50	2,000.00	2,900.00	4,600.00
22.00.43023	Concessions	30,945.23	22,646.95	16,041.75	10,420.29	4,400.00	30,000.00	5,000.00
22.00.43029	Field Maintenance Revenue	26,180.00	30,730.00	24,052.34	41,528.00	30,000.00	23,400.00	24,600.00
22.00.43031	Adult Athletics	15,018.00	10,147.00	3,708.00	9,431.00	9,000.00	12,500.00	8,000.00
22.00.43032	Youth Athletics	96,396.95	88,417.50	83,583.75	85,455.50	72,600.00	85,200.00	80,600.00
22.00.43033	Youth Programs	97,624.50	139,585.50	134,187.00	136,618.50	141,400.00	137,400.00	162,700.00
22.00.43034	Adult Programs	3,153.00	3,370.00	2,692.00	2,616.00	2,300.00	4,100.00	4,500.00
22.00.43035	Teen Programs	200.00	100.00	425.00	535.00	.00	800.00	800.00
22.00.43036	Day Camp	119,531.50	138,671.89	168,366.50	167,258.50	161,900.00	162,100.00	179,500.00
22.00.43037	Senior Programs	6,284.50	7,404.50	10,384.50	12,228.00	13,300.00	10,500.00	13,300.00
22.00.43038	Aerobics	11,803.06	7,929.00	6,023.00	4,260.00	2,400.00	2,900.00	2,400.00
22.00.43048	Travel Sports	5,963.00	.00	.00	.00	.00	5,500.00	5,500.00
22.00.43091	Gymnastics	141,277.79	119,122.70	106,314.00	105,052.00	104,600.00	91,100.00	95,000.00
22.00.43092	Adult Trips	(395.00)	3,455.60	1,747.60	4,390.60	3,200.00	3,800.00	5,700.00

2020-2021 Revenue History-Budget Worksheet Report

Budget Year 2021

G/L Account	Account Description	2016 Actual Amount	2017 Actual Amount	2018 Actual Amount	2019 Actual Amount	2020 Estimated Amount	2020 Adopted Budget	2021 Adopted
Fund **22 - Recreation Fund**								
Department **00 - Revenue**								
Fees for Services								
	Fees for Services Totals	$928,827.53	$989,509.86	$975,516.97	$994,243.87	$955,600.00	$1,013,300.00	$921,000.00
Donations								
22.00.44005	General Donations	11.00	.00	.00	35,000.00	55,000.00	35,000.00	35,000.00
	Donations Totals	$11.00	$0.00	$0.00	$35,000.00	$55,000.00	$35,000.00	$35,000.00
Miscellaneous								
22.00.40304	Bond/Lease Proceeds	.00	32,515.00	.00	.00	.00	.00	.00
22.00.45006	Reimbursement	.00	.00	8,773.67	15,845.75	12,600.00	.00	.00
22.00.45090	Interest	698.26	1,981.17	4,794.06	39,615.16	86,700.00	15,000.00	45,000.00
22.00.45102	Park Site Donation	.00	.00	.00	.00	100,000.00	.00	370,800.00
22.00.45103	RPA Special Events	111,590.92	137,237.29	120,045.18	131,317.69	137,800.00	133,100.00	135,000.00
22.00.45500	Miscellaneous	9,180.42	4,079.59	6,051.00	4,273.00	5,500.00	4,500.00	4,500.00
	Miscellaneous Totals	$121,469.60	$175,813.05	$139,663.91	$191,051.60	$342,600.00	$152,600.00	$555,300.00
Transfers From Other Funds								
22.00.45701	Transfer from Corporate	1,135,000.00	1,500,000.00	1,267,800.00	1,455,100.00	1,596,200.00	1,596,200.00	1,596,200.00
	Transfers From Other Funds Totals	$1,135,000.00	$1,500,000.00	$1,267,800.00	$1,455,100.00	$1,596,200.00	$1,596,200.00	$1,596,200.00
	Department **00 - Revenue** Totals	$4,582,721.94	$5,312,370.68	$5,250,112.24	$5,831,472.92	$6,360,000.00	$6,183,300.00	$7,143,000.00
	Fund **22 - Recreation Fund** Totals	$4,582,721.94	$5,312,370.68	$5,250,112.24	$5,831,472.92	$6,360,000.00	$6,183,300.00	$7,143,000.00

2020-2021 Revenue History-Budget Worksheet Report

Budget Year 2021

G/L Account	Account Description	2016 Actual Amount	2017 Actual Amount	2018 Actual Amount	2019 Actual Amount	2020 Estimated Amount	2020 Adopted Budget	2021 Adopted
Fund **23 - Recreation RE Transfer Tax Fund**								
Department **00 - Revenue**								
Other Taxes								
23.00.40133	Real Estate Transfer Tax	458,438.88	681,623.89	595,694.65	831,605.67	1,025,000.00	450,000.00	500,000.00
	Other Taxes Totals	$458,438.88	$681,623.89	$595,694.65	$831,605.67	$1,025,000.00	$450,000.00	$500,000.00
Grants								
23.00.40265	State Grants	.00	160,072.59	239,927.41	.00	50,000.00	.00	.00
23.00.40266	Federal Grants	.00	.00	.00	.00	.00	.00	1,986,400.00
	Grants Totals	$0.00	$160,072.59	$239,927.41	$0.00	$50,000.00	$0.00	$1,986,400.00
Fees for Services								
23.00.43090	Real Estate Transfer Tax Fee	8,687.00	7,920.00	7,220.00	5,615.00	6,700.00	6,000.00	6,000.00
	Fees for Services Totals	$8,687.00	$7,920.00	$7,220.00	$5,615.00	$6,700.00	$6,000.00	$6,000.00
Miscellaneous								
23.00.45090	Interest	.00	.00	21,228.85	18,715.75	12,000.00	.00	.00
	Miscellaneous Totals	$0.00	$0.00	$21,228.85	$18,715.75	$12,000.00	$0.00	$0.00
Transfers From Other Funds								
23.00.45701	Transfer from Corporate	.00	2,825,000.00	.00	.00	.00	.00	.00
	Transfers From Other Funds Totals	$0.00	$2,825,000.00	$0.00	$0.00	$0.00	$0.00	$0.00
	Department **00 - Revenue** Totals	$467,125.88	$3,674,616.48	$864,070.91	$855,936.42	$1,093,700.00	$456,000.00	$2,492,400.00
	Fund **23 - Recreation RE Transfer Tax Fund** Totals	$467,125.88	$3,674,616.48	$864,070.91	$855,936.42	$1,093,700.00	$456,000.00	$2,492,400.00

2020-2021 Revenue History-Budget Worksheet Report

Budget Year 2021

G/L Account	Account Description	2016 Actual Amount	2017 Actual Amount	2018 Actual Amount	2019 Actual Amount	2020 Estimated Amount	2020 Adopted Budget	2021 Adopted
Fund **26 - Athletic and Event Center**								
Department **00 - Revenue**								
Fees for Services								
26.00.43004	Rental Income	.00	.00	27,265.04	19,236.04	19,000.00	15,000.00	18,000.00
26.00.43005	NSF Charges	.00	.00	1,608.75	35.00	200.00	100.00	200.00
26.00.43009	Open Gym Program	.00	.00	65,411.50	83,747.05	83,500.00	80,000.00	78,800.00
26.00.43018	Birthday Parties	.00	.00	.00	34,638.48	20,000.00	35,000.00	.00
26.00.43023	Concessions	.00	.00	.00	18,574.47	23,000.00	20,000.00	23,000.00
26.00.43094	Tournament Revenue	.00	.00	127,680.00	191,126.00	267,000.00	190,000.00	417,200.00
26.00.43095	Field Turf Rental	.00	.00	215,201.10	261,479.00	230,000.00	344,000.00	69,100.00
26.00.43096	Gym Court Rental	.00	.00	159,299.26	150,671.80	144,000.00	145,000.00	174,800.00
26.00.43099	Open Air Market at A&E Center	.00	.00	1,625.00	167.50	400.00	900.00	2,200.00
	Fees for Services Totals	$0.00	$0.00	$598,090.65	$759,675.34	$787,100.00	$830,000.00	$783,300.00
Miscellaneous								
26.00.45210	Athletic and Event Center Naming Rights & Sponsorships	.00	.00	10,000.00	15,000.00	20,000.00	65,000.00	7,500.00
	Miscellaneous Totals	$0.00	$0.00	$10,000.00	$15,000.00	$20,000.00	$65,000.00	$7,500.00
	Department **00 - Revenue** Totals	$0.00	$0.00	$608,090.65	$774,675.34	$807,100.00	$895,000.00	$790,800.00
	Fund **26 - Athletic and Event Center** Totals	$0.00	$0.00	$608,090.65	$774,675.34	$807,100.00	$895,000.00	$790,800.00

2020-2021 Revenue History-Budget Worksheet Report

Budget Year 2021

G/L Account	Account Description	2016 Actual Amount	2017 Actual Amount	2018 Actual Amount	2019 Actual Amount	2020 Estimated Amount	2020 Adopted Budget	2021 Adopted
Fund **39 - Debt Service Fund**								
Department **00 - Revenue**								
Property Tax								
39.00.40031	Property Taxes	781,783.06	835,994.26	829,948.71	.00	.00	.00	.00
	Property Tax Totals	$781,783.06	$835,994.26	$829,948.71	$0.00	$0.00	$0.00	$0.00
Miscellaneous								
39.00.40306	Premium on Bonds Issued	1,465,998.35	77,164.65	.00	6,788,289.57	.00	.00	.00
39.00.45090	Interest	99.14	158.43	388.24	1,953.94	90,000.00	.00	.00
39.00.45501	Bonds Issued	11,950,000.00	5,105,000.00	.00	64,510,000.00	.00	.00	.00
	Miscellaneous Totals	$13,416,097.49	$5,182,323.08	$388.24	$71,300,243.51	$90,000.00	$0.00	$0.00
Transfers From Other Funds								
39.00.45701	Transfer from Corporate	4,317,291.71	4,692,820.30	4,984,908.90	5,466,500.00	5,870,400.00	5,870,400.00	5,937,300.00
39.00.45722	Transfer From Recreation	16,105.00	15,942.00	15,860.00	15,600.00	14,200.00	14,200.00	14,300.00
39.00.45730	Transfer From Real Estate Trans	200,000.00	200,000.00	200,000.00	200,000.00	200,000.00	200,000.00	200,000.00
	Transfers From Other Funds Totals	$4,533,396.71	$4,908,762.30	$5,200,768.90	$5,682,100.00	$6,084,600.00	$6,084,600.00	$6,151,600.00
	Department **00 - Revenue** Totals	$18,731,277.26	$10,927,079.64	$6,031,105.85	$76,982,343.51	$6,174,600.00	$6,084,600.00	$6,151,600.00
	Fund **39 - Debt Service Fund** Totals	$18,731,277.26	$10,927,079.64	$6,031,105.85	$76,982,343.51	$6,174,600.00	$6,084,600.00	$6,151,600.00

2020-2021 Revenue History-Budget Worksheet Report

Budget Year 2021

G/L Account	Account Description	2016 Actual Amount	2017 Actual Amount	2018 Actual Amount	2019 Actual Amount	2020 Estimated Amount	2020 Adopted Budget	2021 Adopted
Fund **50 - 2002 A Construction Fund**								
Department **00 - Revenue**								
Miscellaneous								
50.00.45090	Interest	1.17	4.75	11.17	1.80	.00	.00	.00
	Miscellaneous Totals	$1.17	$4.75	$11.17	$1.80	$0.00	$0.00	$0.00
	Department **00 - Revenue** Totals	$1.17	$4.75	$11.17	$1.80	$0.00	$0.00	$0.00
	Fund **50 - 2002 A Construction Fund** Totals	$1.17	$4.75	$11.17	$1.80	$0.00	$0.00	$0.00

2020-2021 Revenue History-Budget Worksheet Report

Budget Year 2021

G/L Account	Account Description	2016 Actual Amount	2017 Actual Amount	2018 Actual Amount	2019 Actual Amount	2020 Estimated Amount	2020 Adopted Budget	2021 Adopted
Fund **51 - 2001 A Construction Fund**								
Department **00 - Revenue**								
Miscellaneous								
51.00.45090	Interest	90.49	281.99	654.81	1,255.55	1,000.00	.00	.00
51.00.45203	Developer Contributions	30,000.00	163,920.61	.00	.00	885,900.00	.00	.00
	Miscellaneous Totals	$30,090.49	$164,202.60	$654.81	$1,255.55	$886,900.00	$0.00	$0.00
Transfers From Other Funds								
51.00.45700	Transfers in	.00	.00	.00	971.65	.00	.00	.00
	Transfers From Other Funds Totals	$0.00	$0.00	$0.00	$971.65	$0.00	$0.00	$0.00
	Department **00 - Revenue** Totals	$30,090.49	$164,202.60	$654.81	$2,227.20	$886,900.00	$0.00	$0.00
	Fund **51 - 2001 A Construction Fund** Totals	$30,090.49	$164,202.60	$654.81	$2,227.20	$886,900.00	$0.00	$0.00

2020-2021 Revenue History-Budget Worksheet Report

Budget Year 2021

G/L Account	Account Description	2016 Actual Amount	2017 Actual Amount	2018 Actual Amount	2019 Actual Amount	2020 Estimated Amount	2020 Adopted Budget	2021 Adopted
Fund **53 - Downtown TIF Fund**								
Department **00 - Revenue**								
Property Tax								
53.00.40031	Property Taxes	200,266.50	217,952.61	259,321.19	483,300.23	705,600.00	485,000.00	705,000.00
	Property Tax Totals	$200,266.50	$217,952.61	$259,321.19	$483,300.23	$705,600.00	$485,000.00	$705,000.00
Fees for Services								
53.00.43004	Rental Income	46,243.34	18,260.04	156,400.00	.00	.00	.00	.00
53.00.43073	Recapture Fees	(1,224.00)	.00	.00	.00	.00	.00	.00
	Fees for Services Totals	$45,019.34	$18,260.04	$156,400.00	$0.00	$0.00	$0.00	$0.00
Miscellaneous								
53.00.40306	Premium on Bonds Issued	.00	.00	.00	.00	202,700.00	.00	.00
53.00.45006	Reimbursement	60,130.72	51,568.41	46,372.59	.00	14,700.00	.00	.00
53.00.45090	Interest	113.24	84.73	.16	.34	114,000.00	.00	50,000.00
53.00.45203	Developer Contributions	1,224.00	.00	.00	.00	.00	.00	.00
53.00.45210	Athletic and Event Center Naming Rights & Sponsorships	125,000.00	100,000.00	.00	100,000.00	.00	.00	.00
53.00.45501	Bonds Issued	.00	.00	.00	.00	20,250,000.00	.00	.00
53.00.46001	Sale of Property	.00	725,000.00	.00	.00	.00	.00	.00
	Miscellaneous Totals	$186,467.96	$876,653.14	$46,372.75	$100,000.34	$20,581,400.00	$0.00	$50,000.00
Transfers From Other Funds								
53.00.45722	Transfer From Recreation	158,366.00	173,696.00	125,276.00	.00	.00	.00	.00
53.00.45754	Transfer from Marquette TIF Cons	1,866,300.00	1,938,000.00	1,900,000.00	2,074,000.00	1,755,200.00	755,200.00	3,027,500.00
	Transfers From Other Funds Totals	$2,024,666.00	$2,111,696.00	$2,025,276.00	$2,074,000.00	$1,755,200.00	$755,200.00	$3,027,500.00
	Department **00 - Revenue** Totals	$2,456,419.80	$3,224,561.79	$2,487,369.94	$2,657,300.57	$23,042,200.00	$1,240,200.00	$3,782,500.00
	Fund **53 - Downtown TIF Fund** Totals	$2,456,419.80	$3,224,561.79	$2,487,369.94	$2,657,300.57	$23,042,200.00	$1,240,200.00	$3,782,500.00

2020-2021 Revenue History-Budget Worksheet Report

Budget Year 2021

G/L Account	Account Description	2016 Actual Amount	2017 Actual Amount	2018 Actual Amount	2019 Actual Amount	2020 Estimated Amount	2020 Adopted Budget	2021 Adopted
Fund **54 - Marquette TIF Construction Fund**								
Department **00 - Revenue**								
Property Tax								
54.00.40031	Property Taxes	2,723,480.85	2,711,684.98	3,330,396.73	3,560,752.84	3,453,800.00	3,560,000.00	3,460,000.00
	Property Tax Totals	$2,723,480.85	$2,711,684.98	$3,330,396.73	$3,560,752.84	$3,453,800.00	$3,560,000.00	$3,460,000.00
Miscellaneous								
54.00.45090	Interest	2,401.48	4,985.12	8,725.43	16,688.30	16,000.00	15,000.00	15,000.00
	Miscellaneous Totals	$2,401.48	$4,985.12	$8,725.43	$16,688.30	$16,000.00	$15,000.00	$15,000.00
	Department **00 - Revenue** Totals	$2,725,882.33	$2,716,670.10	$3,339,122.16	$3,577,441.14	$3,469,800.00	$3,575,000.00	$3,475,000.00
	Fund **54 - Marquette TIF Construction Fund** Totals	$2,725,882.33	$2,716,670.10	$3,339,122.16	$3,577,441.14	$3,469,800.00	$3,575,000.00	$3,475,000.00

2020-2021 Revenue History-Budget Worksheet Report

Budget Year 2021

G/L Account	Account Description	2016 Actual Amount	2017 Actual Amount	2018 Actual Amount	2019 Actual Amount	2020 Estimated Amount	2020 Adopted Budget	2021 Adopted
Fund **59 - Facility Construction Fund**								
Department **00 - Revenue**								
Grants								
59.00.40265	State Grants	.00	.00	.00	.00	.00	.00	3,000,000.00
	Grants Totals	$0.00	$0.00	$0.00	$0.00	$0.00	$0.00	$3,000,000.00
Miscellaneous								
59.00.45012	Reimbursements	.00	.00	.00	.00	1,800,000.00	.00	.00
59.00.45089	Investment Income	1,995.99	2,035.99	.00	.00	.00	.00	.00
59.00.45090	Interest	3,874.55	13,177.56	15,591.20	55,165.05	160,000.00	50,000.00	80,000.00
59.00.45203	Developer Contributions	64,900.00	.00	.00	.00	.00	.00	.00
	Miscellaneous Totals	$70,770.54	$15,213.55	$15,591.20	$55,165.05	$1,960,000.00	$50,000.00	$80,000.00
Transfers From Other Funds								
59.00.45701	Transfer from Corporate	1,700,000.00	925,000.00	2,000,000.00	6,100,000.00	3,356,500.00	2,056,500.00	.00
	Transfers From Other Funds Totals	$1,700,000.00	$925,000.00	$2,000,000.00	$6,100,000.00	$3,356,500.00	$2,056,500.00	$0.00
	Department **00 - Revenue** Totals	$1,770,770.54	$940,213.55	$2,015,591.20	$6,155,165.05	$5,316,500.00	$2,106,500.00	$3,080,000.00
	Fund **59 - Facility Construction Fund** Totals	$1,770,770.54	$940,213.55	$2,015,591.20	$6,155,165.05	$5,316,500.00	$2,106,500.00	$3,080,000.00

2020-2021 Revenue History-Budget Worksheet Report

Budget Year 2021

G/L Account	Account Description	2016 Actual Amount	2017 Actual Amount	2018 Actual Amount	2019 Actual Amount	2020 Estimated Amount	2020 Adopted Budget	2021 Adopted
Fund **60 - Water and Sewer Fund**								
Department **00 - Revenue**								
Fees for Services								
60.00.43005	NSF Charges	4,725.00	3,955.00	4,795.00	4,243.00	6,500.00	4,000.00	6,000.00
60.00.43050	Water Sales	7,040,576.24	7,450,054.18	8,139,554.55	8,200,267.15	8,183,000.00	8,800,000.00	8,592,000.00
60.00.43060	Sewer Sales	8,357,361.30	8,780,861.16	9,393,030.21	9,775,179.95	9,981,000.00	10,300,000.00	10,480,000.00
60.00.43070	Late Charges	342,837.52	351,877.89	373,822.56	371,743.73	388,800.00	400,000.00	445,000.00
60.00.43071	Water Surcharge	456.00	4,440.00	4,272.00	5,824.00	5,100.00	5,000.00	5,000.00
60.00.43072	Tap On Fees	686,431.18	977,296.00	610,560.00	515,380.00	430,000.00	250,000.00	400,000.00
60.00.43073	Recapture Fees	1,224.00	.00	.00	.00	.00	.00	.00
60.00.43074	Reconnection Fees	53,625.00	43,700.00	38,400.00	39,127.04	36,400.00	40,000.00	40,000.00
60.00.43097	After Hours Meter Replacement Appointment Fees	.00	.00	400.00	575.00	900.00	1,000.00	1,000.00
	Fees for Services Totals	$16,487,236.24	$17,612,184.23	$18,564,834.32	$18,912,339.87	$19,031,700.00	$19,800,000.00	$19,969,000.00
Miscellaneous								
60.00.45006	Reimbursement	1,341.00	20,983.36	.00	71,761.01	14,000.00	.00	.00
60.00.45008	Water Meter Equipment Reimb	90,805.10	86,325.00	78,625.00	61,512.50	58,000.00	60,000.00	60,000.00
60.00.45012	Reimbursements	.00	1,386.57	2,047.84	.00	.00	.00	.00
60.00.45089	Investment Income	147,933.22	30,611.74	(15,000.05)	253,876.18	361,300.00	.00	.00
60.00.45090	Interest	2,976.49	(9,654.44)	24,138.15	54,016.98	350,000.00	45,000.00	175,000.00
60.00.45203	Developer Contributions	118,008.28	628,967.33	159,894.00	365,853.91	330,600.00	.00	.00
60.00.45300	Sales of Assets	77,500.00	.00	.00	.00	.00	.00	.00
60.00.45500	Miscellaneous	.00	295.63	(214.32)	.00	.00	.00	.00
60.00.45510	Capital Contributions	281,650.00	1,120,278.00	2,194,221.00	306,388.00	.00	.00	.00
60.00.46001	Sale of Property	.00	8,720.20	10,772.66	9,861.74	7,500.00	.00	.00
	Miscellaneous Totals	$720,214.09	$1,887,913.39	$2,454,484.28	$1,123,270.32	$1,121,400.00	$105,000.00	$235,000.00
	Department **00 - Revenue** Totals	$17,207,450.33	$19,500,097.62	$21,019,318.60	$20,035,610.19	$20,153,100.00	$19,905,000.00	$20,204,000.00
	Fund **60 - Water and Sewer Fund** Totals	$17,207,450.33	$19,500,097.62	$21,019,318.60	$20,035,610.19	$20,153,100.00	$19,905,000.00	$20,204,000.00

2020-2021 Revenue History-Budget Worksheet Report

Budget Year 2021

G/L Account	Account Description	2016 Actual Amount	2017 Actual Amount	2018 Actual Amount	2019 Actual Amount	2020 Estimated Amount	2020 Adopted Budget	2021 Adopted
Fund **63 - 2004 Bond Construction Fund**								
Department **00 - Revenue**								
Miscellaneous								
63.00.45090	Interest	10.12	42.62	101.86	8,747.78	15,000.00	.00	.00
63.00.45203	Developer Contributions	.00	676,969.59	754,819.00	24,964.76	125,000.00	.00	.00
	Miscellaneous Totals	$10.12	$677,012.21	$754,920.86	$33,712.54	$140,000.00	$0.00	$0.00
	Department **00 - Revenue** Totals	$10.12	$677,012.21	$754,920.86	$33,712.54	$140,000.00	$0.00	$0.00
	Fund **63 - 2004 Bond Construction Fund** Totals	$10.12	$677,012.21	$754,920.86	$33,712.54	$140,000.00	$0.00	$0.00

2020-2021 Revenue History-Budget Worksheet Report

Budget Year 2021

G/L Account	Account Description	2016 Actual Amount	2017 Actual Amount	2018 Actual Amount	2019 Actual Amount	2020 Estimated Amount	2020 Adopted Budget	2021 Adopted
Fund **70 - Police Pension Fund**								
Department **00 - Revenue**								
Miscellaneous								
70.00.45089	Investment Income	(847,070.63)	2,729,714.73	1,213,480.97	1,813,446.63	.00	1,755,800.00	2,145,000.00
70.00.45090	Interest	649,869.27	1,547,002.99	2,613,408.76	963,143.64	840,000.00	1,050,000.00	850,000.00
70.00.45200	Employee Contribution	552,258.00	599,070.02	636,152.87	661,199.14	677,600.00	690,000.00	700,000.00
	Miscellaneous Totals	$355,056.64	$4,875,787.74	$4,463,042.60	$3,437,789.41	$1,517,600.00	$3,495,800.00	$3,695,000.00
Transfers From Other Funds								
70.00.45701	Transfer from Corporate	1,696,959.77	1,991,448.47	1,856,992.09	2,104,242.69	2,104,200.00	2,104,200.00	2,194,900.00
	Transfers From Other Funds Totals	$1,696,959.77	$1,991,448.47	$1,856,992.09	$2,104,242.69	$2,104,200.00	$2,104,200.00	$2,194,900.00
	Department **00 - Revenue** Totals	$2,052,016.41	$6,867,236.21	$6,320,034.69	$5,542,032.10	$3,621,800.00	$5,600,000.00	$5,889,900.00
	Fund **70 - Police Pension Fund** Totals	$2,052,016.41	$6,867,236.21	$6,320,034.69	$5,542,032.10	$3,621,800.00	$5,600,000.00	$5,889,900.00

2020-2021 Revenue History-Budget Worksheet Report

Budget Year 2021

G/L Account	Account Description	2016 Actual Amount	2017 Actual Amount	2018 Actual Amount	2019 Actual Amount	2020 Estimated Amount	2020 Adopted Budget	2021 Adopted
Fund **71 - Fire Pension Fund**								
Department **00 - Revenue**								
Miscellaneous								
71.00.45006	Reimbursement	.00	.00	.00	.00	200.00	.00	.00
71.00.45089	Investment Income	12,355.61	380,559.37	275,069.80	456,960.11	150,000.00	285,000.00	355,000.00
71.00.45090	Interest	143,310.41	151,284.11	148,351.45	163,469.30	142,000.00	164,200.00	145,000.00
71.00.45200	Employee Contribution	155,200.66	165,647.33	178,896.55	181,814.24	196,000.00	190,000.00	210,000.00
	Miscellaneous Totals	$310,866.68	$697,490.81	$602,317.80	$802,243.65	$488,200.00	$639,200.00	$710,000.00
Transfers From Other Funds								
71.00.45701	Transfer from Corporate	351,766.85	356,758.61	358,452.72	398,643.64	451,000.00	450,800.00	459,800.00
	Transfers From Other Funds Totals	$351,766.85	$356,758.61	$358,452.72	$398,643.64	$451,000.00	$450,800.00	$459,800.00
	Department **00 - Revenue** Totals	$662,633.53	$1,054,249.42	$960,770.52	$1,200,887.29	$939,200.00	$1,090,000.00	$1,169,800.00
	Fund **71 - Fire Pension Fund** Totals	$662,633.53	$1,054,249.42	$960,770.52	$1,200,887.29	$939,200.00	$1,090,000.00	$1,169,800.00

2020-2021 Revenue History-Budget Worksheet Report

Budget Year 2021

G/L Account	Account Description	2016 Actual Amount	2017 Actual Amount	2018 Actual Amount	2019 Actual Amount	2020 Estimated Amount	2020 Adopted Budget	2021 Adopted
Fund **74 - Romeo Road TIF Fund**								
Department **00 - Revenue**								
Property Tax								
74.00.40031	Property Taxes	66,798.03	32,687.92	34,347.69	34,360.30	31,300.00	34,400.00	31,300.00
	Property Tax Totals	$66,798.03	$32,687.92	$34,347.69	$34,360.30	$31,300.00	$34,400.00	$31,300.00
Miscellaneous								
74.00.45090	Interest	163.57	830.29	2,688.96	5,146.55	4,700.00	5,600.00	4,700.00
	Miscellaneous Totals	$163.57	$830.29	$2,688.96	$5,146.55	$4,700.00	$5,600.00	$4,700.00
	Department **00 - Revenue** Totals	$66,961.60	$33,518.21	$37,036.65	$39,506.85	$36,000.00	$40,000.00	$36,000.00
	Fund **74 - Romeo Road TIF Fund** Totals	$66,961.60	$33,518.21	$37,036.65	$39,506.85	$36,000.00	$40,000.00	$36,000.00

2020-2021 Revenue History-Budget Worksheet Report

Budget Year 2021

G/L Account	Account Description	2016 Actual Amount	2017 Actual Amount	2018 Actual Amount	2019 Actual Amount	2020 Estimated Amount	2020 Adopted Budget	2021 Adopted
Fund **75 - Upper Gateway North - TIF 4**								
Department **00 - Revenue**								
Property Tax								
75.00.40031	Property Taxes	.00	.00	.00	1,612.45	2,200.00	50,000.00	200,000.00
	Property Tax Totals	$0.00	$0.00	$0.00	$1,612.45	$2,200.00	$50,000.00	$200,000.00
Miscellaneous								
75.00.45006	Reimbursement	.00	.00	.00	1,550.00	800.00	1,600.00	800.00
75.00.47002	Debt Proceeds	.00	.00	3,384,000.00	.00	.00	.00	.00
	Miscellaneous Totals	$0.00	$0.00	$3,384,000.00	$1,550.00	$800.00	$1,600.00	$800.00
	Department **00 - Revenue** Totals	$0.00	$0.00	$3,384,000.00	$3,162.45	$3,000.00	$51,600.00	$200,800.00
	Fund **75 - Upper Gateway North - TIF 4** Totals	$0.00	$0.00	$3,384,000.00	$3,162.45	$3,000.00	$51,600.00	$200,800.00

2020-2021 Revenue History-Budget Worksheet Report

Budget Year 2021

G/L Account	Account Description	2016 Actual Amount	2017 Actual Amount	2018 Actual Amount	2019 Actual Amount	2020 Estimated Amount	2020 Adopted Budget	2021 Adopted
Fund	**77 - Lower Gateway South - TIF 5**							
Department	**00 - Revenue**							
Property Tax								
77.00.40031	Property Taxes	.00	.00	.00	615.54	1,300.00	5,000.00	50,000.00
	Property Tax Totals	$0.00	$0.00	$0.00	$615.54	$1,300.00	$5,000.00	$50,000.00
	Department **00 - Revenue** Totals	$0.00	$0.00	$0.00	$615.54	$1,300.00	$5,000.00	$50,000.00
	Fund **77 - Lower Gateway South - TIF 5** Totals	$0.00	$0.00	$0.00	$615.54	$1,300.00	$5,000.00	$50,000.00

2020-2021 Revenue History-Budget Worksheet Report

Budget Year 2021

G/L Account	Account Description	2016 Actual Amount	2017 Actual Amount	2018 Actual Amount	2019 Actual Amount	2020 Estimated Amount	2020 Adopted Budget	2021 Adopted
Fund **78 - Independence Road TIF**								
Department **00 - Revenue**								
Property Tax								
78.00.40031	Property Taxes	.00	.00	.00	.00	88,300.00	10,000.00	90,000.00
	Property Tax Totals	$0.00	$0.00	$0.00	$0.00	$88,300.00	$10,000.00	$90,000.00
Miscellaneous								
78.00.45500	Miscellaneous	.00	.00	.00	.00	2,800.00	.00	.00
	Miscellaneous Totals	$0.00	$0.00	$0.00	$0.00	$2,800.00	$0.00	$0.00
Transfers From Other Funds								
78.00.45754	Transfer from Marquette TIF Cons	.00	.00	.00	.00	413,400.00	600,000.00	560,000.00
	Transfers From Other Funds Totals	$0.00	$0.00	$0.00	$0.00	$413,400.00	$600,000.00	$560,000.00
	Department **00 - Revenue** Totals	$0.00	$0.00	$0.00	$0.00	$504,500.00	$610,000.00	$650,000.00
	Fund **78 - Independence Road TIF** Totals	$0.00	$0.00	$0.00	$0.00	$504,500.00	$610,000.00	$650,000.00

2020-2021 Revenue History-Budget Worksheet Report

Budget Year 2021

G/L Account	Account Description	2016 Actual Amount	2017 Actual Amount	2018 Actual Amount	2019 Actual Amount	2020 Estimated Amount	2020 Adopted Budget	2021 Adopted
Fund **79 - Bluff Road TIF**								
Department **00 - Revenue**								
Property Tax								
79.00.40031	Property Taxes	.00	.00	.00	.00	219,700.00	410,000.00	500,000.00
	Property Tax Totals	$0.00	$0.00	$0.00	$0.00	$219,700.00	$410,000.00	$500,000.00
	Department **00 - Revenue** Totals	$0.00	$0.00	$0.00	$0.00	$219,700.00	$410,000.00	$500,000.00
	Fund **79 - Bluff Road TIF** Totals	$0.00	$0.00	$0.00	$0.00	$219,700.00	$410,000.00	$500,000.00

2020-2021 Revenue History-Budget Worksheet Report

Budget Year 2021

G/L Account	Account Description	2016 Actual Amount	2017 Actual Amount	2018 Actual Amount	2019 Actual Amount	2020 Estimated Amount	2020 Adopted Budget	2021 Adopted
Fund **80 - Normantown Road TIF**								
Department **00 - Revenue**								
Property Tax								
80.00.40031	Property Taxes	.00	.00	.00	.00	.00	10,000.00	10,000.00
	Property Tax Totals	$0.00	$0.00	$0.00	$0.00	$0.00	$10,000.00	$10,000.00
	Department **00 - Revenue** Totals	$0.00	$0.00	$0.00	$0.00	$0.00	$10,000.00	$10,000.00
	Fund **80 - Normantown Road TIF** Totals	$0.00	$0.00	$0.00	$0.00	$0.00	$10,000.00	$10,000.00

2020-2021 Revenue History-Budget Worksheet Report

Budget Year 2021

G/L Account	Account Description	2016 Actual Amount	2017 Actual Amount	2018 Actual Amount	2019 Actual Amount	2020 Estimated Amount	2020 Adopted Budget	2021 Adopted
Fund **81 - Normantown Rd Business District**								
Department **00 - Revenue**								
Other Taxes								
81.00.40116	Sales Tax	.00	.00	.00	.00	160,000.00	200,000.00	200,000.00
81.00.40121	Hotel/Motel Tax	.00	.00	.00	.00	4,200.00	5,000.00	10,000.00
	Other Taxes Totals	$0.00	$0.00	$0.00	$0.00	$164,200.00	$205,000.00	$210,000.00
Miscellaneous								
81.00.45090	Interest	.00	.00	.00	.00	200.00	.00	.00
	Miscellaneous Totals	$0.00	$0.00	$0.00	$0.00	$200.00	$0.00	$0.00
	Department **00 - Revenue** Totals	$0.00	$0.00	$0.00	$0.00	$164,400.00	$205,000.00	$210,000.00
	Fund **81 - Normantown Rd Business District** Totals	$0.00	$0.00	$0.00	$0.00	$164,400.00	$205,000.00	$210,000.00
	Net Grand Totals	$103,353,982.94	$109,877,245.04	$111,669,094.33	$184,579,141.17	$136,165,100.00	$107,778,800.00	$117,958,300.00

MAYOR'S OFFICE

VILLAGE OF ROMEOVILLE
ADMINISTRATION DEPARTMENT
FY 2020-2021 ORGANIZATIONAL CHART

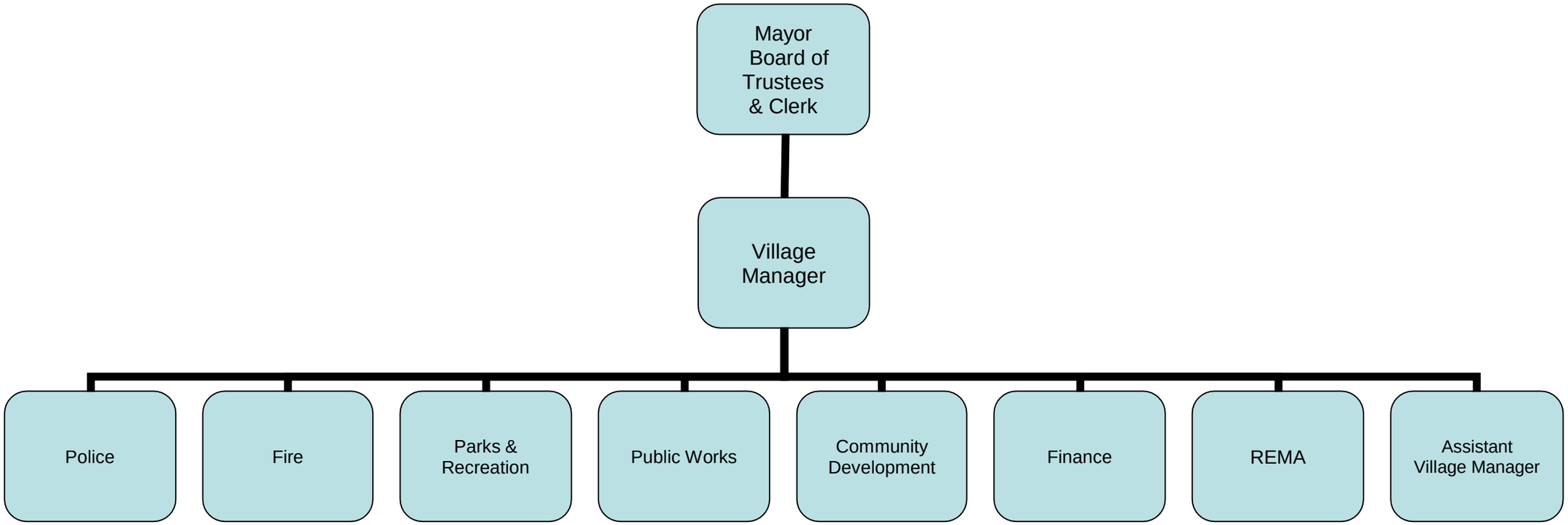

COST CENTER NARRATIVE

FUND: GENERAL CORPORATE FUND

DEPARTMENT: ADMINISTRATION

COST CENTER: MAYOR'S OFFICE/VILLAGE BOARD

PROGRAM DESCRIPTION:

Romeoville operates, as defined by Illinois State Statute, under the Village form of government. The legislative body consists of a Mayor and 6 trustees. The Mayor and Trustees are each elected by the entire Village ("at large") for four year terms. The terms are staggered, with elections held every two years in April. The Village Board meets twice a month to discuss and vote upon matters presented for their consideration. Matters include promulgating and promoting local laws and regulations, public safety, purchasing, budgeting, finance, economic development, planning and zoning, infrastructure, personnel, and legal issues.

The Mayor, along with the Village Board, set policies and procedures to be carried out by the Village Manager along with each individual Department Manager and general oversight of all Village operations. The common goal of the Board is to enhance the quality of life for the residents.

OBJECTIVES:

CURRENT FISCAL YEAR:

LONG TERM:

BUDGET HIGHLIGHT:

PERSONNEL REQUESTS

VILLAGE OF ROMEOVILLE
MAYOR PERSONNEL PLAN
FISCAL YEAR 2020-21

DEPARTMENT	COST CENTER	POSITION	GRADE/STEP	QUANTITY	DEPT PRIORITY RANK	2020-21	ADDITIONAL COSTS	TOTAL
	TOTAL MAYOR PERSONNEL REQUESTS					**-**	**-**	**-**

VILLAGE OF ROMEOVILLE
MAYOR PERSONNEL PLAN
FISCAL YEARS 2020-21 TO 2024-25

DEPARTMENT	COST CENTER	POSITION	GRADE/STEP	QUANTITY	DEPT PRIORITY RANK	2020-21	2021-22	2022-23	2023-24	2024-25	ADDITIONAL COSTS	TOTAL
	TOTAL MAYOR PERSONNEL REQUESTS					$ -	$ -	$ -	$ -	$ -	$ -	$ -

CAPITAL REQUESTS

VILLAGE OF ROMEOVILLE

MAYOR CAPITAL IMPROVEMENT PLAN

FISCAL YEARS 2020-21

ACCOUNT NUMBER	CAPITAL PROJECT	DEPARTMENT	2020-21
	TOTAL MAYOR CAPITAL REQUESTS		**-**

VILLAGE OF ROMEOVILLE
MAYOR CAPITAL IMPROVEMENT PLAN
FISCAL YEARS 2020-21 TO 2024-25

ACCOUNT NUMBER	CAPITAL PROJECT	DEPARTMENT	DEPT RANK	2020-21	2021-22	2022-23	2023-24	2024-25	TOTAL	FUNDING
TOTAL MAYOR CAPITAL REQUESTS				-	-	-		-	-	

MAYOR'S OFFICE

		Budget Request	Original Request
SALARIES			
01.01.01.102	**OFFICIAL'S SALARY**	**107,800**	**107,800**
	Mayor's Salary		
01.01.01.111	**GROUP INSURANCE**	**30,800**	**30,800**
01.01.01.121	**IMRF**	**12,700**	**12,700**
01.01.01.122	**FICA**	**6,700**	**6,700**
01.01.01.123	**MEDICARE**	**1,600**	**1,600**
	TOTAL SALARIES	**159,600**	**159,600**
CONTRACTUAL			
01.01.01.202	**TRAINING & CONFERENCES**	**15,000**	**15,000**
	ICSC Conference		
	US Conference of Mayor's		
	IML Conference		
	Computer Training		
01.01.01.205	**POSTAGE**	**-**	**-**
01.01.01.210	**COMMUNICATIONS**	**-**	**-**

		Budget Request	Original Request
01.01.01.221	**EXPENSE ALLOWANCE**	**-**	**-**
	Mileage, Misc. expenses		
01.01.01.230	**PRINTING SERVICE**	**-**	**-**
01.01.01.299	**OTHER CONTRACTUAL SERVICES**	**5,000**	**5,000**
	Community Outreach Program/Scholarship	5,000	5,000
	TOTAL CONTRACTUAL	**20,000**	**20,000**
COMMODITIES			
01.01.01.301	**DUES**	**5,000**	**5,000**
	U. S. Conf. Of Mayor's		
	ICSC		
01.01.01.303	**PUBLICATIONS**	**100**	**100**
01.01.01.399	**OTHER SUPPLIES**	**3,000**	**3,000**
	Liquor Commissioner TIPS Training		
	TOTAL COMMODITIES	**8,100**	**8,100**
	TOTAL MAYOR'S OFFICE	**187,700**	**187,700**

2020-2021 Expense History Report - Budget Worksheet Report

Budget Year 2021

G/L Account	Account Description	2016 Actual Amount	2017 Actual Amount	2018 Actual Amount	2019 Actual Amount	2020 Estimated Amount	2020 Adopted Budget	2021 Adopted
Fund	**01 - General Corporate Fund**							
Department	**01 - Mayor's Office**							
Cost Center	**01 - Administration**							
Salaries								
01.01.01.102	Official Salary	88,695.54	92,470.21	96,183.32	100,046.12	103,500.00	103,700.00	107,800.00
01.01.01.111	Group Insurance	29,648.89	27,803.58	32,341.77	28,706.92	28,900.00	29,300.00	30,800.00
01.01.01.121	IMRF	10,624.68	11,039.03	11,528.05	11,275.03	10,500.00	11,000.00	12,700.00
01.01.01.122	FICA	5,506.20	5,736.37	5,967.50	5,592.83	6,200.00	6,500.00	6,700.00
01.01.01.123	Medicare	1,287.74	1,341.57	1,395.64	1,372.41	1,500.00	1,600.00	1,600.00
	Salaries Totals	$135,763.05	$138,390.76	$147,416.28	$146,993.31	$150,600.00	$152,100.00	$159,600.00
Contractual								
01.01.01.202	Training and Conferences	6,246.16	9,575.11	5,285.15	4,600.51	6,000.00	15,000.00	15,000.00
01.01.01.299	Other Contractual Services	4,853.49	1,750.00	2,100.00	230.00	2,000.00	5,000.00	5,000.00
	Contractual Totals	$11,099.65	$11,325.11	$7,385.15	$4,830.51	$8,000.00	$20,000.00	$20,000.00
Commodities								
01.01.01.301	Dues	3,393.00	5,274.60	1,785.60	4,878.61	4,000.00	5,000.00	5,000.00
01.01.01.303	Publications	.00	.00	.00	94.00	.00	100.00	100.00
01.01.01.399	Operating/Other Supplies	369.00	796.72	2,217.18	171.55	2,000.00	3,000.00	3,000.00
	Commodities Totals	$3,762.00	$6,071.32	$4,002.78	$5,144.16	$6,000.00	$8,100.00	$8,100.00
	Cost Center **01 - Administration** Totals	$150,624.70	$155,787.19	$158,804.21	$156,967.98	$164,600.00	$180,200.00	$187,700.00
	Department **01 - Mayor's Office** Totals	$150,624.70	$155,787.19	$158,804.21	$156,967.98	$164,600.00	$180,200.00	$187,700.00
	Fund **01 - General Corporate Fund** Totals	$150,624.70	$155,787.19	$158,804.21	$156,967.98	$164,600.00	$180,200.00	$187,700.00
	Net Grand Totals	$150,624.70	$155,787.19	$158,804.21	$156,967.98	$164,600.00	$180,200.00	$187,700.00

ADMINISTRATION

VILLAGE OF ROMEOVILLE
ADMINISTRATION DEPARTMENT
FY 2020-2021 ORGANIZATIONAL CHART

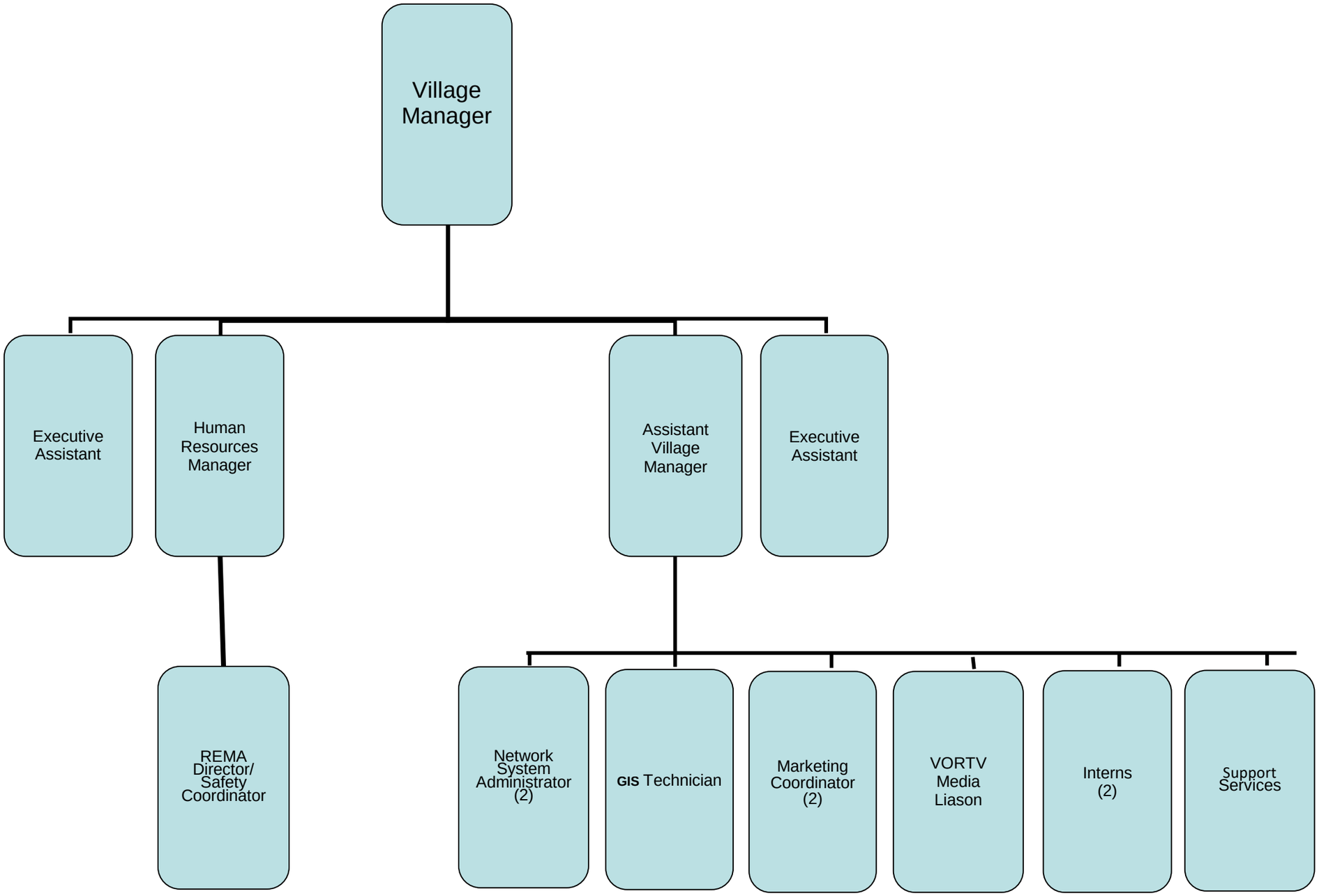

COST CENTER NARRATIVE

FUND: GENERAL CORPORATE FUND

DEPARTMENT: ADMINISTRATION

COST CENTER: HUMAN RESOURCES

PROGRAM DESCRIPTION:

The Human Resource Cost Center consists of the Human Resource Manager and one part time employee. The Cost Center is responsible for all personnel and insurance related issues for all village employees. Human Resources is also responsible for monitoring all of the Village of Romeoville's workers compensation claims and any liabilities claims that are incurred. Human Resources is also on the SWARM board as the Village of Romeoville's representative.

OBJECTIVES:

Ensure that all state and federal laws are being met regarding village employees.

CURRENT FISCAL YEAR:

With the IT upgrades, employees will be able to make healthcare changes online.

LONG TERM:

BUDGET HIGHLIGHT:

Continue to work with the committees to create new ideas for Employee Relations Committee, Health and Wellness Program and Safety Committee

COST CENTER NARRATIVE

FUND: GENERAL CORPORATE FUND

DEPARTMENT: ADMINISTRATION

COST CENTER: INFORMATION TECHNOLOGY

PROGRAM DESCRIPTION:

The Information Technology Department covers a variety of services including maintenance and administration of our Enterprise Systems, village wide telecommunications, mobile devices, Network Administration, computer and technology support, Infrastructure and Server Administration, GIS and software implementation and planning for all departments within the Village. The function is to keep technology available for users to enable them to perform their duties in an effective and efficient manner.

IT Personnel include the, Network/Systems Administrator, Public Safety Network / System Administrator , Support Service Technician and GIS Technician which are under the direction of the Assistant Village Manager.

OBJECTIVES:
CURRENT FISCAL YEAR:

- In addition to day to day maintenance and small projects, the following major projects were rolled out this year-
    - Added Security to the Village Hall Lobby/ Elevators
    - Comcast Upgrades (including bringing Public Works South, Animal Control, and REAC to Romeoville Network)
    - Upgraded to Cloud Backup
    - Installed Cameras at the Metra Station
    - New Recreation Software
    - New Fire Reporting Software
    - Replaced 40 computers as part of the computer replacement program
    - Public Works Camera Upgrade
    - New Animal Control Software
    - New helpdesk ticketing software
    - New squad camera software

LONG TERM:
Maintain and integrate systems with the latest technology and architecture.

BUDGET HIGHLIGHT:
Code Enforcement Software
Advance the Police and Fire Departments technology
This new technology will make the police department one of the most technological advanced departments in the County. Providing additional

COST CENTER NARRATIVE

FUND: GENERAL CORPORATE FUND

DEPARTMENT: ADMINISTRATION

COST CENTER: MARKETING

PROGRAM DESCRIPTION:

The Marketing Cost Center consists of the two marketing coordinators under the direction of the Assistant Village Manager. The Cost Center is responsible for all marketing material for the Village of Romeoville.

OBJECTIVES:

Provide a visual marketing style that reflects the characteristics of excellence that sets Romeoville apart from other communities including Village events and programs. Provide marketing materials for Village programs.

CURRENT FISCAL YEAR:

Social Media

- Facebook likes grew by 1,350 (24%)
- Twitter followers grew by 245 (15%)
- LinkedIn followers grew by 131 (30%)

Video Highlights

- Holiday Safety PSA (Grinch) was viewed 12,800 times
- How to Detect a Scam PSA was viewed 5,600 times
- School Safety PSA was viewed 1,100 times

Facebook Live

- Air Traffic Control Tower Announcement was viewed 2,200 times
- Route 66 Car Show was viewed 1,700 times
- Romeoville Job Fair was viewed 1,100 times
- Fire Prevention Night was viewed 892 times

Popular Stories

- Beller Classic Car Museum
- Romeoville School Namesakes (5 Part Series)
- Robots Testing Sports Equipment (Automated Design Corporation)

Other

- Finalized Romeoville Historical Signs (5 signs to be erected)
- Veterans Banners
- School Banners
- Wayfinding Signs

WEBSITE STATISTICS

- Visitors - 429,804 in 2019, an increase of 60,763 and 16%. (369,041 in 2018)
- Pageviews – 914,101 in 2019, an increase of 137,330 and 18%. (776,771 in 2018)

Top pages

- Homepage – 131,593 views
- Make a Payment – 84,783 views
- Parks & Recreation – 28,895 views
- Fire Academy – 22,934 views
- Romeofest – 22,108 views

Top searches

- Jobs – 325
- True – 307
- Open gym – 299
- Water billing – 180
- Garbage collection – 171

Access

- 251,375 visits on portable devices vs. 174,276 on desktop. 44% more people use devices than computers to visit us.

LONG TERM:

Review current marketing material and programs, PR efforts, and recommendations to improve and centralize all marketing material and printing.

BUDGET HIGHLIGHT:

Banners

We would like to implement more Social Media – Instagram and NextDoor

COST CENTER NARRATIVE

FUND: GENERAL CORPORATE FUND

DEPARTMENT: ADMINISTRATION

COST CENTER: COMMUNITY MEDIA PRODUCTION

PROGRAM DESCRIPTION:

The Community Media Production Cost Center consists of the Community Media Production Liaison, the volunteer organization known as VORTV, and the facilities that provide local programming on Comcast cable station channel 6. The Cost Center is responsible for:

- Maintaining the facilities and technology used to provide the village with important information.
- Providing quality programming delivered on the public access cable station.
- Assisting all village entities with producing native programs to promote village activities.
- Providing a training ground for broadcast production open to the entire village.

OBJECTIVES:

CURRENT FISCAL YEAR:

- Upgrade Equipment

LONG TERM:

- Keep equipment at a respectable technological level
- Prepare and utilize the new space at the new Village Hall

BUDGET HIGHLIGHT:

- Update various equipment

PERSONNEL REQUESTS

VILLAGE OF ROMEOVILLE
ADMINISTRATION PERSONNEL PLAN
FISCAL YEAR 2020-21

DEPARTMENT	COST CENTER	POSITION	GRADE/STEP	QUANTITY	DEPT PRIORITY RANK	2020-21	ADDITIONAL COSTS	TOTAL
ADMINISTRATION	01.02.50.101	Lead Pay - Network/System Administrator	Non-Union	1	1	4,800	-	4,800
	TOTAL ADMINISTRATION PERSONNEL REQUESTS					**4,800**	**-**	**4,800**

VILLAGE OF ROMEOVILLE
ADMINISTRATION DEPARTMENT PERSONNEL PLAN
FISCAL YEARS 2020-21 TO 2024-25

DEPARTMENT	COST CENTER	POSITION	GRADE/STEP	QUANTITY	2020-21	2021-22	2022-23	2023-24	2024-25	ADDITIONAL COSTS	TOTAL
ADMINISTRATION	01.02.50.101	Lead Pay - Network/System Administrator	Non-Union	1	4,800	-	-	-	-	-	4,800
	TOTAL ADMINISTRATION DEPARTMENT PERSONNEL REQUESTS				$ 4,800	$ -	$ -	$ -	$ -	$ -	$ 4,800

Goals and Objectives: 2020-2021 Budget

DEPARTMENT: **ADMINISTRATION**

FUND: **GENERAL CORPORATE FUND**

COST CENTER: **INFORMATION TECHNOLOGY**

ACCOUNT NUMBER: **01.02.50.101**

REQUEST TYPE: **PERSONNEL**

GOAL DESCRIPTION:

Lead Pay- Network/System Administrator

GOAL OBJECTIVE:

Lead Pay- Network/System Administrator

COST: $4,800

CAPITAL REQUESTS

VILLAGE OF ROMEOVILLE

ADMINISTRATION BUDGETED CAPITAL IMPROVEMENT PLAN

FISCAL YEARS 2020-21

ACCOUNT NUMBER	CAPITAL PROJECT	DEPARTMENT	BUDGETED REQUESTS 2020-21
CORPORATE FUND			
01.02.01.402	Banner Program	ADMINISTRATION	25,000
01.02.01.402	Wayfinding and Historic Signs	ADMINISTRATION	30,000
01.02.18.402	Media Equipment	ADMINISTRATION-MEDIA	10,000
01.02.50.402	Additional Camera VH/Police Exterior / Rec	ADMINISTRATION-IT	150,000
01.02.50.402	Additional Fire Station Camers (all)	ADMINISTRATION-IT	9,000
01.02.50.402	Annual Computer Replacement	ADMINISTRATION-IT	25,000
01.02.50.402	Rec - Kiosk 2	ADMINISTRATION-IT	5,000
01.02.50.402	Rec - Park Cameras	ADMINISTRATION-IT	50,000
01.02.50.402	Rec Ipad	ADMINISTRATION-IT	10,000
01.02.50.402	Scanner	ADMINISTRATION-IT	10,000
01.02.50.402	Upgrade Cameras PD/VH	ADMINISTRATION-IT	25,000
01.02.50.402	Gate Access at REMA	ADMINISTRATION-IT	5,000
01.02.50.408	Replace Core Network Switch	ADMINISTRATION-IT	65,000
01.02.50.408	Replace Virtual Host Servers/SAN	ADMINISTRATION-IT	105,000
01.02.50.408	Switch upgrades Village Hall	ADMINISTRATION-IT	100,000
	TOTAL ADMINISTRATION CORPORATE FUND		**624,000**
DOWNTOWN TIF FUND			
53.02.02.405	Potential Land Purchase	DOWNTOWN TIF	900,000
53.02.02.409	Townhall Reconstruction & Decorative Lighting	DOWNTOWN TIF	280,000
53.02.02.409	Phelps Extension & Decorative Lighting	DOWNTOWN TIF	225,000
53.02.02.409	Fire Loops	DOWNTOWN TIF	80,000
53.02.02.409	Water Main	DOWNTOWN TIF	100,000
53.02.02.409	Storm Sewer Replacement	DOWNTOWN TIF	130,000
53.02.02.409	Streetscape	DOWNTOWN TIF	50,000
53.13.17.406	Athletic Center Expansion	DOWNTOWN TIF	18,530,700
53.02.02.409	Landscaping at Dalhart/Normantown	DOWNTOWN TIF	50,000
53.02.02.409	Route 53 Marquee	DOWNTOWN TIF	45,000
	TOTAL DOWNTOWN TIF FUND		**20,390,700**
	TOTAL ALL FUNDS ADMINISTRATION CAPITAL REQUESTS		**21,014,700**

VILLAGE OF ROMEOVILLE

ADMINISTRATION CAPITAL IMPROVEMENT PLAN

FISCAL YEARS 2020-21 TO 2024-25

ACCOUNT NUMBER	CAPITAL PROJECT	DEPARTMENT	DEPT RANK	2020-21	2021-22	2022-23	2023-24	2024-25	TOTAL	FUNDING
GENERAL CORPORATE FUND										
01.02.01.402	Banner Program	ADMINISTRATION		25,000	25,000	25,000	25,000		100,000	GENERAL CORPORATE
01.02.01.402	Beautification Projects	ADMINISTRATION		-	300,000	500,000	525,000		1,325,000	GENERAL CORPORATE
01.02.01.402	Wayfinding and Historic Signs	ADMINISTRATION		30,000					30,000	GENERAL CORPORATE
01.02.18.402	Media Equipment	ADMINISTRATION		10,000					10,000	GENERAL CORPORATE
01.02.18.402	Van Purchase	ADMINISTRATION		-	45,000				45,000	GENERAL CORPORATE
01.02.50.402	Additional Camera VH/Police Exterior / Rec	ADMINISTRATION- IT		150,000					150,000	GENERAL CORPORATE
01.02.50.402	Additional Fire Station Camers (all)	ADMINISTRATION- IT		9,000					9,000	GENERAL CORPORATE
01.02.50.402	Annual Computer Replacement	ADMINISTRATION- IT		25,000	25,000	25,000	25,000	25,000	125,000	GENERAL CORPORATE
01.02.50.402	Bosch Pro Tool Kit	ADMINISTRATION- IT		-	28,000				28,000	GENERAL CORPORATE
01.02.50.402	Firewall Replacement	ADMINISTRATION- IT					50,000		50,000	GENERAL CORPORATE
01.02.50.402	Phone System Upgrade	ADMINISTRATION- IT			150,000				150,000	GENERAL CORPORATE
01.02.50.402	Rec - Kiosk 2	ADMINISTRATION- IT		5,000					5,000	GENERAL CORPORATE
01.02.50.402	Rec - Park Cameras	ADMINISTRATION- IT		50,000	-		25,000	25,000	100,000	GENERAL CORPORATE
01.02.50.402	Rec - Replace internal Cameras	ADMINISTRATION- IT		-	15,000	15,000	15,000	15,000	60,000	GENERAL CORPORATE
01.02.50.402	Rec Ipad	ADMINISTRATION- IT		10,000					10,000	GENERAL CORPORATE
01.02.50.402	Replace EMC	ADMINISTRATION- IT				50,000			50,000	GENERAL CORPORATE
01.02.50.402	Replace Wireless Controller	ADMINISTRATION- IT				25,000			25,000	GENERAL CORPORATE
01.02.50.402	Scanner	ADMINISTRATION- IT		10,000					10,000	GENERAL CORPORATE
01.02.50.402	Switch upgrades	ADMINISTRATION- IT			15,000	15,000	15,000		45,000	GENERAL CORPORATE
01.02.50.402	Upgrade Cameras PD/VH	ADMINISTRATION- IT		25,000	25,000	25,000	25,000		100,000	GENERAL CORPORATE
01.02.50.402	Gate Access at REMA	ADMINISTRATION- IT		5,000					5,000	GENERAL CORPORATE
01.02.50.408	Replace Core Network Switch	ADMINISTRATION- IT		65,000					65,000	GENERAL CORPORATE
01.02.50.408	Replace Virtual Host Servers/SAN	ADMINISTRATION- IT		105,000					105,000	GENERAL CORPORATE
01.02.50.408	Switch upgrades Village Hall	ADMINISTRATION- IT		100,000					100,000	GENERAL CORPORATE
	TOTAL ADMINISTRATION GENERAL CORPORATE REQUESTS			**624,000**	**628,000**	**680,000**	**705,000**	**65,000**	**2,702,000**	

VILLAGE OF ROMEOVILLE

ADMINISTRATION CAPITAL IMPROVEMENT PLAN

FISCAL YEARS 2020-21 TO 2024-25

ACCOUNT NUMBER	CAPITAL PROJECT	DEPARTMENT	DEPT RANK	2020-21	2021-22	2022-23	2023-24	2024-25	TOTAL	FUNDING
TIF FUNDS										
53.02.02.405	Potential Land Purchase	DOWNTOWN TIF		900,000	-	-	-	-	900,000	DOWNTOWN TIF
53.02.02.409	Townhall Reconstruction & Decorative Lighting	DOWNTOWN TIF		280,000	-	-	-	-	280,000	DOWNTOWN TIF
53.02.02.409	Phelps Extension & Decorative Lighting	DOWNTOWN TIF		225,000	-	-	-	-	225,000	DOWNTOWN TIF
53.02.02.409	Fire Loops	DOWNTOWN TIF		80,000	-	-	-	-	80,000	DOWNTOWN TIF
53.02.02.409	Water main	DOWNTOWN TIF		100,000	-	-	-	-	100,000	DOWNTOWN TIF
53.02.02.409	Storm Sewer Replacement	DOWNTOWN TIF		130,000		-	-	-	130,000	DOWNTOWN TIF
53.02.02.409	Streetscape	DOWNTOWN TIF		50,000	50,000	-	-	-	100,000	DOWNTOWN TIF
53.13.17.406	Athletic Center Expansion	DOWNTOWN TIF		18,530,700	-	-	-	-	18,530,700	DOWNTOWN TIF
53.02.02.407	ComEd Burial	DOWNTOWN TIF		-	1,000,000	-	-	-	1,000,000	DOWNTOWN TIF
53.02.02.409	Landscaping at Dalhart/Normantown	DOWNTOWN TIF		50,000	-	-	-	-	50,000	DOWNTOWN TIF
53.02.02.409	Route 53 Marquee	DOWNTOWN TIF		45,000	-	-	-	-	45,000	DOWNTOWN TIF
	TOTAL ADMINISTRATION TIF REQUESTS			**20,390,700**	**1,050,000**	**-**	**-**	**-**	**21,440,700**	
	TOTAL ADMINISTRATION CAPITAL REQUESTS - ALL FUNDS			**21,014,700**	**1,678,000**	**680,000**	**705,000**		**24,077,700**	

Goals and Objectives: 2020-2021 Budget

DEPARTMENT: **ADMINISTRATION**

FUND: **GENERAL CORPORATE**

COST CENTER: **ADMINISTRATION**

ACCOUNT NUMBER: **01.02.01.402**

REQUEST TYPE: **PROJECT**

GOAL DESCRIPTION:

Replace Banners

GOAL OBJECTIVE:

Continue to banner program throughout the community.

COST: $25,000

Goals and Objectives: 2020-2021 Budget

DEPARTMENT: **ADMINISTRATION**

FUND: **GENERAL CORPORATE**

COST CENTER: **ADMINISTRATION**

ACCOUNT NUMBER: **01.02.01.402**

REQUEST TYPE: **PROJECT**

GOAL DESCRIPTION:

Wayfinding and Historic Signs

GOAL OBJECTIVE:

Continue to add wayfinding signs and historic markers throughout the community.

COST: $30,000

Goals and Objectives: 2020-2021 Budget

DEPARTMENT: **ADMINISTRATION**

FUND: **GENERAL CORPORATE**

COST CENTER: **ADMINISTRATION**

ACCOUNT NUMBER: **01.02.18.402**

REQUEST TYPE: **PROJECT**

GOAL DESCRIPTION:

Equipment for Media Department

GOAL OBJECTIVE:

Media Equipment

COST: $10,000

Goals and Objectives: 2020-2021 Budget

DEPARTMENT: **ADMINISTRATION**

FUND: **GENERAL CORPORATE**

COST CENTER: **INFORMATION TECHNOLOGY**

ACCOUNT NUMBER: **01.02.50.402**

REQUEST TYPE: **PROJECT**

GOAL DESCRIPTION:

EOC Build Out and Camera Upgrades – Village Hall/Police/Rec

GOAL OBJECTIVE:

Build out the village hall space for an emergency operations center. Add additional cameras on the exterior of Village Hall/Police/Recreation Center for added security during large events.

COST: $150,000

Goals and Objectives: 2020-2021 Budget

DEPARTMENT: **ADMINISTRATION**

FUND: **GENERAL CORPORATE**

COST CENTER: **INFORMATION TECHNOLOGY**

ACCOUNT NUMBER: **01.02.50.402**

REQUEST TYPE: **PROJECT**

GOAL DESCRIPTION:

Fire Station Cameras

GOAL OBJECTIVE:

Additional Fire Station Cameras

COST: $9,000

Goals and Objectives: 2020-2021 Budget

DEPARTMENT: **ADMINISTRATION**

FUND: **GENERAL CORPORATE**

COST CENTER: **INFORMATION TECHNOLOGY**

ACCOUNT NUMBER: **01.02.50.402**

REQUEST TYPE: **PROJECT**

GOAL DESCRIPTION:

Annual Computer Replacement Program

GOAL OBJECTIVE:

Continue each year to upgrade or replace computers to keep up with technology.

COST: $25,000

Goals and Objectives: 2020-2021 Budget

DEPARTMENT: **ADMINISTRATION**

FUND: **GENERAL CORPORATE**

COST CENTER: **ADMINISTRATION**

ACCOUNT NUMBER: **01.02.50.402**

REQUEST TYPE: **EQUIPMENT**

GOAL DESCRIPTION:

Recreation Department Kiosk

GOAL OBJECTIVE:

Recreation Department Kiosk

COST: $5,000

Goals and Objectives: 2020-2021 Budget

DEPARTMENT: **ADMINISTRATION**

FUND: **GENERAL CORPORATE**

COST CENTER: **ADMINISTRATION**

ACCOUNT NUMBER: **01.02.50.402**

REQUEST TYPE: **PROJECT**

GOAL DESCRIPTION:

Purchase and Install Cameras in Park

GOAL OBJECTIVE:

Staff is requesting cameras be located in various locations within the community such as village parks.

- Completed Parks
  - Century Park
  - Village Park
  - Volunteer Park
  - Nottingham Ridge Park
  - O'Hare Woods
  - Murphy Park (We did the camera on the Fire Station 1 pointed out to the park but because of the power issues in the buildings we did not do the Monument part of the park)
  - Deer Crossing

COST: $50,000

Goals and Objectives: 2020-2021 Budget

DEPARTMENT: **ADMINISTRATION**

FUND: **GENERAL CORPORATE**

COST CENTER: **ADMINISTRATION**

ACCOUNT NUMBER: **01.02.50.402**

REQUEST TYPE: **EQUIPMENT**

GOAL DESCRIPTION:

Purchase iPads

GOAL OBJECTIVE:

To provide additional options for registration for programs and events and to use in the field for work orders, etc.

COST: $10,000

Goals and Objectives: 2020-2021 Budget

DEPARTMENT: **ADMINISTRATION**

FUND: **GENERAL CORPORATE**

COST CENTER: **INFORMATION TECHNOLOGY**

ACCOUNT NUMBER: **01.02.50.402**

REQUEST TYPE: **EQUIPMENT**

GOAL DESCRIPTION:

Replace Scanner at Public Works

GOAL OBJECTIVE:

The current scanner consistently jams and needs to be updated.

COST: $10,000

Goals and Objectives: 2020-2021 Budget

DEPARTMENT: **ADMINISTRATION**

FUND: **GENERAL CORPORATE**

COST CENTER: **INFORMATION TECHNOLOGY**

ACCOUNT NUMBER: **01.02.50.402**

REQUEST TYPE: **EQUIPMENT**

GOAL DESCRIPTION:

Upgrade Police and Village Hall Cameras

GOAL OBJECTIVE:

Continue to swap out our older standard definition cameras with HD IP Cameras. List of cameras that will be replaced includes:

- Police Department Cells
- Police Garage

COST: $25,000

Goals and Objectives: 2020-2021 Budget

DEPARTMENT: **ADMINISTRATION**

FUND: **GENERAL CORPORATE**

COST CENTER: **INFORMATION TECHNOLOGY**

ACCOUNT NUMBER: **01.02.50.402**

REQUEST TYPE: **EQUIPMENT**

GOAL DESCRIPTION:

REMA Gate Access

GOAL OBJECTIVE:

REMA Gate Access

COST: $5,000

Goals and Objectives: 2020-2021 Budget

DEPARTMENT: **ADMINISTRATION**

FUND: **GENERAL CORPORATE**

COST CENTER: **INFORMATION TECHNOLOGY**

ACCOUNT NUMBER: **01.02.50.408**

REQUEST TYPE: **EQUIPMENT**

GOAL DESCRIPTION:

Switch Upgrades Village Hall / Police Department / Other Departments –

GOAL OBJECTIVE:

All of the network switches as well as the Core switch have not been replaced since Village Hall was built. Replacing these switches will also allow for increases in speed and security.

COST: $65,000

Goals and Objectives: 2020-2021 Budget

DEPARTMENT: **ADMINISTRATION**

FUND: **GENERAL CORPORATE**

COST CENTER: **INFORMATION TECHNOLOGY**

ACCOUNT NUMBER: **01.02.50.408**

REQUEST TYPE: **EQUIPMENT**

GOAL DESCRIPTION:

Replace Virtual Host Servers & SAN

GOAL OBJECTIVE:

Our current Virtual Infrastructure is almost 7 years old. We are needing to upgrade to expand our storage as well as processing and memory

COST: $105,000

Goals and Objectives: 2020-2021 Budget

DEPARTMENT: **ADMINISTRATION**

FUND: **GENERAL CORPORATE**

COST CENTER: **INFORMATION TECHNOLOGY**

ACCOUNT NUMBER: **01.02.50.408**

REQUEST TYPE: **EQUIPMENT**

GOAL DESCRIPTION:

Switch Upgrades Village Hall

GOAL OBJECTIVE:

All of the network switches as well as the Core switch have not been replaced since Village Hall was built. Replacing these switches will also allow for increases in speed and security.

COST: $100,000

Goals and Objectives: 2020-2021 Budget

DEPARTMENT: **ADMINISTRATION**

FUND: **DOWNTOWN TIF**

COST CENTER: **OPERATIONS**

ACCOUNT NUMBER: **53.02.02.405**

REQUEST TYPE: **PROJECT**

GOAL DESCRIPTION:

Potential Land Purchases

GOAL OBJECTIVE:

Potential Land Purchases

COST: $900,000

Goals and Objectives: 2020-2021 Budget

DEPARTMENT: **ADMINISTRATION**

FUND: **DOWNTOWN TIF**

COST CENTER: **ADMINISTRATION**

ACCOUNT NUMBER: **53.02.02.409**

REQUEST TYPE: **PROJECT**

GOAL DESCRIPTION:

Townhall Reconstruction

GOAL OBJECTIVE:

Townhall Reconstruction/Decorative Lighting

COST: $280,000

Goals and Objectives: 2020-2021 Budget

DEPARTMENT: **ADMINISTRATION**

FUND: **DOWNTOWN TIF**

COST CENTER: **ADMINISTRATION**

ACCOUNT NUMBER: **53.02.02.409**

REQUEST TYPE: **PROJECT**

GOAL DESCRIPTION:

Phelps Extension

GOAL OBJECTIVE:

Phelps Extension/Decorative Lighting

COST: $225,000

Goals and Objectives: 2020-2021 Budget

DEPARTMENT: **ADMINISTRATION**

FUND: **DOWNTOWN TIF**

COST CENTER: **ADMINISTRATION**

ACCOUNT NUMBER: **53.02.02.409**

REQUEST TYPE: **PROJECT**

GOAL DESCRIPTION:

Fire Loops

GOAL OBJECTIVE:

Fire Loops

COST: $80,000

Goals and Objectives: 2020-2021 Budget

DEPARTMENT: **ADMINISTRATION**

FUND: **DOWNTOWN TIF**

COST CENTER: **ADMINISTRATION**

ACCOUNT NUMBER: **53.02.02.409**

REQUEST TYPE: **PROJECT**

GOAL DESCRIPTION:

Water Main

GOAL OBJECTIVE:

Water Main

COST: $100,000

Goals and Objectives: 2020-2021 Budget

DEPARTMENT: **ADMINISTRATION**

FUND: **DOWNTOWN TIF**

COST CENTER: **ADMINISTRATION**

ACCOUNT NUMBER: **53.02.02.409**

REQUEST TYPE: **PROJECT**

GOAL DESCRIPTION:

Storm Sewer Replacement

GOAL OBJECTIVE:

Storm Sewer Replacement

COST: $130,000

Goals and Objectives: 2020-2021 Budget

DEPARTMENT: **ADMINISTRATION**

FUND: **DOWNTOWN TIF**

COST CENTER: **ADMINISTRATION**

ACCOUNT NUMBER: **53.02.02.409**

REQUEST TYPE: **PROJECT**

GOAL DESCRIPTION:

Streetscape

GOAL OBJECTIVE:

Streetscape

COST: $50,000

Goals and Objectives: 2020-2021 Budget

DEPARTMENT: **ADMINISTRATION**

FUND: **DOWNTOWN TIF**

COST CENTER: **RECREATION FACILITY**

ACCOUNT NUMBER: **53.13.17.406**

REQUEST TYPE: **PROJECT**

GOAL DESCRIPTION:

Athletic and Event Center Expansion

GOAL OBJECTIVE:

Construct new building for four basketball courts, remodel the existing building to provide a pool and fitness center, remodel the existing field house to pour concrete under the turf area, construct new parking lot, splash pad and passive amenities on the old Harris Bank Site.

COST: $18,530,700

Goals and Objectives: 2020-2021 Budget

DEPARTMENT: **ADMINISTRATION**

FUND: **DOWNTOWN TIF**

COST CENTER: **ADMINISTRATION**

ACCOUNT NUMBER: **53.02.02.409**

REQUEST TYPE: **PROJECT**

GOAL DESCRIPTION:

Normantown Road Landscaping

GOAL OBJECTIVE:

Enhance the landscaping at the corner of the Normantown and Dalhart.

COST: $50,000

Goals and Objectives: 2020-2021 Budget

DEPARTMENT: **ADMINISTRATION**

FUND: **DOWNTOWN TIF**

COST CENTER: **ADMINISTRATION**

ACCOUNT NUMBER: **53.02.02.409**

REQUEST TYPE: **PROJECT**

GOAL DESCRIPTION:

Route 53 Marquee

GOAL OBJECTIVE:

Route 53 Marquee

COST: $45,000

OTHER GOALS & NON-MONETARY GOALS

VILLAGE OF ROMEOVILLE
ADMINISTRATION - OTHER GOALS AND NON-MONETARY
FISCAL YEAR 2020-21

PROJECT	DEPARTMENT	COST	FUNDING
First Arriving Fire Software	ADMINISTRATION	6,000	01.02.50.299
Gray Key Software	ADMINISTRATION	18,000	01.02.50.299
E-Ticketing Software	ADMINISTRATION	150,000	01.02.50.299
Keep Romeoville Beautiful	ADMINISTRATION	NON-MONETARY	VARIOUS
Total		$ 174,000	

Goals and Objectives: 2020-2021 Budget

DEPARTMENT: **ADMINISTRATION**

FUND: **GENERAL CORPORATE**

COST CENTER: **ADMINISTRATION**

ACCOUNT NUMBER: **01.02.50.299**

REQUEST TYPE: **SOFTWARE**

GOAL DESCRIPTION:

First Arriving
Provides a dashboard for the Fire Department. Provides information on real time incident calls, training updates and, integrates with other third party software such as Firehouse, Target Solutions, ESRI

GOAL OBJECTIVE:

Provide additional information to first responders

COST: $6,000

Goals and Objectives: 2020-2021 Budget

DEPARTMENT: **ADMINISTRATION**

FUND: **GENERAL CORPORATE**

COST CENTER: **ADMINISTRATION**

ACCOUNT NUMBER: **01.02.50.299**

REQUEST TYPE: **EQUIPMENT/SOFTWARE**

GOAL DESCRIPTION:

Gray Key Software
The item is a physical box about the size of a mobile phone, that bypasses ALL locked APPLE phones and operating systems including the most up-to-date versions (does not do phones from other manufacturers) to extract the data to be analyzed on our Cellebrite machine.

GOAL OBJECTIVE:

To provide an efficient way to access information from cell phones

COST: $18,000

Goals and Objectives: 2020-2021 Budget

DEPARTMENT: **ADMINISTRATION**

FUND: **GENERAL CORPORATE**

COST CENTER: **TECHNOLOGY**

ACCOUNT NUMBER: **01.02.50.299**

REQUEST TYPE: **PROJECT**

GOAL DESCRIPTION:

Purchase Software for Code Enforcement Ticketing and Police Eticketing

GOAL OBJECTIVE:

Centralized Software for Code Enforcement Ticketing and Police Eticketing

COST: $150,000

Goals and Objectives: 2020-2021 Budget

DEPARTMENT: **ADMINISTRATION**

FUND: **GENERAL CORPORATE**

COST CENTER: **ADMINISTRATION**

ACCOUNT NUMBER: **VARIOUS**

REQUEST TYPE: **PROJECT**

GOAL DESCRIPTION:

Keep Romeoville Beautiful Program

GOAL OBJECTIVE:

The Goal of Keep Romeoville Beautiful is to build and maintain clean, green, and beautiful spaces. We will engage and educate citizens and visitors to improve Romeoville through litter prevention, increased recycling, education, and beautification efforts.

Some of the current programs that will come under this program include:

- Neighbor to Neighbor
- Banners
- Tree Program
- Cleanup Week
- Property of the Month

In addition, staff is working to create more volunteer opportunities to get the community involved.

COST: Non-Monetary

ADMINISTRATION

			Budget Request	Original Request
SALARIES				
01.02.01.101	**FULL-TIME SALARIES**		**413,300**	**413,300**
	Village Manager	Gulden		
	Assistant Village Manager	Caldwell		
	Executive Assistant	Petro		
01.02.01.111	**GROUP INSURANCE**		**65,100**	**65,100**
01.02.01.121	**IMRF**		**49,200**	**49,300**
01.02.01.122	**FICA**		**25,900**	**26,000**
01.02.01.123	**MEDICARE**		**6,100**	**6,100**
01.02.01.127	**LONGEVITY**		**4,000**	**4,000**
01.03.01.134	**WELLNESS INCENTIVE**		**-**	**1,100**
	TOTAL SALARIES		**563,600**	**564,900**
CONTRACTUAL				
01.02.01.202	**TRAINING & CONFERENCES**		**12,000**	**12,000**
	Illinois Municipal League/IMCA/ILCMA/WCGL/ICSC			
	Managers & Administrators, Metro Managers/ NPRA			
	Seminars/Staff Training			
	IL Park & Recreation Conference			
01.02.01.211	**LEGAL SERVICES**		**575,000**	**600,000**
	Various			
01.02.01.299	**OTHER CONTRACTUAL**		**330,000**	**347,000**
	Consulting Fees - Miscellaneous		163,000	200,000
	Hassert Consulting		42,000	42,000
	Chamber of Commerce		40,000	40,000
	Incubator		25,000	25,000
	Ribfest Fireworks		25,000	25,000
	Ribfest Parking Staff/security		30,000	10,000
	Ribfest Mis.		5,000	5,000
	TOTAL CONTRACTUAL		**917,000**	**959,000**
COMMODITIES				
01.02.01.301	**DUES**		**3,500**	**3,500**
	NPRA / IPRA			
	ILCMA			
	ICMA			
	IAMMA			
01.02.01.303	**PUBLICATIONS**		**1,000**	**1,000**
	Crains Inc.			
01.02.01.317	**OFFICE SUPPLIES**		**4,000**	**4,000**
01.02.01.321	**VETERAN MEMORIAL SUPPLIES**		**3,000**	**3,000**
	Paver Program			
	Veterans Day and Memorial Day Service			
01.02.01.326	**GOOD NEIGHBOR FUND**		**-**	**-**
01.02.01.339	**METRA STATION EXPENDITURES**		**5,000**	**10,000**
01.02.01.399	**OPERATING/OTHER SUPPLIES**		**2,000**	**2,000**
	TOTAL COMMODITIES		**18,500**	**23,500**

		Budget Request	Original Request
CAPITAL			
01.02.01.402	**Non Capital Outlay**	**55,000**	**7,180,000**
	Wayfinding and Historic Signs	30,000	30,000
	Landscaping at Dalhart/Normantown	-	50,000
	Banner Program	25,000	25,000
	Weber Road Island Electric	-	75,000
	Target Build Out	-	3,000,000
	Murphy Drive Island	-	200,000
	Diocese development	-	3,300,000
	Normantown Road Islands	-	500,000
01.02.01.405	**Land**	**0**	**0**
01.02.01.406	**Buildings**	**0**	**200,000**
	Storage Deer Crossing	0	200,000
01.02.01.408	**Capital outlay**	**0**	**0**
	TOTAL CAPITAL	**55,000**	**7,380,000**
OTHER			
01.02.01.690	**Principal Payments**	**125,000**	**125,000**
	Renwick / Weber County Payment (payments through YR 2021)	125,000	125,000
	TOTAL OTHER	**125,000**	**125,000**
	TOTAL ADMINISTRATION	**1,679,100**	**9,052,400**

			Budget Request	Original Request
PERSONNEL				
SALARIES				
01.02.07.101	**FULL TIME SALARIES**		**216,800**	**216,800**
	Human Resources Manager	Mann		
	Safety/REMA Coordinator	M. Littrell		
01.02.07.111	**GROUP INSURANCE**		**33,600**	**33,600**
01.02.07.121	**IMRF**		**25,800**	**25,900**
01.02.07.122	**FICA**		**13,600**	**13,700**
01.02.07.123	**MEDICARE**		**3,200**	**3,200**
01.02.07.126	**TUITION REIMBURSEMENT**		**9,000**	**9,000**
01.02.07.127	**LONGEVITY**		**1,800**	**1,800**
01.02.07.134	**WELLNESS INCENTIVE**		**-**	**800**
01.02.07.139	**FLEXIBLE SPENDING**		**77,200**	**77,200**
	TOTAL SALARIES		**381,000**	**382,000**
CONTRACTUAL				
01.02.07.201	**LEGAL NOTICES**		**1,000**	**1,000**
	Employment Ads			
01.02.07.202	**TRAINING & CONFERENCES**		**7,000**	**7,000**
	Safety Training			
	OSHA Required Training			
	Software Programs for Applicant Testing			
	Diversity Training etc			
01.02.07.203	**PHYSICAL EXAMS**		**15,000**	**15,000**
	New Hires - Replacements			
01.02.07.207	**EMPLOYEE APPRECIATION**		**9,000**	**9,000**
01.02.07.213	**HEALTH/WELLNESS PROGRAM**		**25,000**	**40,000**
01.02.07.214	**SAFETY COMMITTEE PROGRAM**		**10,000**	**20,000**
01.02.07.260	**OTHER INSURANCE**		**1,400,000**	**1,450,000**
01.02.07.262	**INSURANCE PREMIUM**		**475,000**	**475,000**
01.02.07.299	**OTHER CONTRACTUAL**		**10,000**	**10,000**
	Life - Dental - Vision Insurance			
	EAP Program			
	TOTAL CONTRACTUAL		**1,952,000**	**2,027,000**
COMMODITIES				
01.02.07.301	**DUES**		**1,000**	**1,000**
01.02.07.303	**PUBLICATIONS**		**700**	**1,000**
	FLSA Handbook			
	IPELRA			
01.02.07.317	**OFFICE SUPPLIES**		**1,500**	**1,500**
	Employment Applications			
	Various Supplies			
	TOTAL COMMODITIES		**3,200**	**3,500**
	TOTAL PERSONNEL		**2,336,200**	**2,412,500**

			Budget Request	Original Request
COMMUNITY MEDIA PRODUCTION				
SALARIES				
01.02.18.101	**FULL-TIME SALARIES**		**90,100**	**90,100**
	Community Media Coordinator	McHale		
01.02.18.111	**GROUP INSURANCE**		**25,000**	**25,000**
	Health Insurance			
	Life, Dental, Vison Insurance			
01.02.18.121	**IMRF**		**10,700**	**10,800**
01.02.18.122	**FICA**		**5,700**	**5,700**
01.02.18.123	**MEDICARE**		**1,400**	**1,400**
01.02.18.127	**LONGEVITY**		**500**	**500**
01.02.18.134	**WELLNESS INCENTIVE**		**-**	**400**
	TOTAL SALARIES		**133,400**	**133,900**
CONTRACTUAL				
01.02.18.202	**TRAINING & CONFERENCES**		**1,000**	**1,000**
	Video Editing Training			
01.02.18.298	**CONSULTING SERVICES**		**-**	**-**
01.02.18.299	**OTHER CONTRACTUAL**		**1,500**	**1,500**
	BMI - Other Media			
	Sesac			
	TOTAL CONTRACTUAL		**2,500**	**2,500**
COMMODITIES				
01.02.18.301	**DUES**		**-**	**-**
01.02.18.317	**OFFICE SUPPLIES**		**1,000**	**1,000**
01.02.18.399	**OPERATING/OTHER SUPPLIES**		**8,000**	**8,000**
	RPTV Production Supplies			
	Equipment Repair and Maintenance			
				equals 1043000
	TOTAL COMMODITIES		**9,000**	**9,000**
CAPITAL OUTLAY				
01.02.18.402	**NON-CAPITAL OUTLAY**		**10,000**	**10,000**
	equipment		10,000	10,000
01.02.18.408	**CAPITAL OUTLAY**		**-**	**45,000**
	New Van			
	TOTAL CAPITAL OUTLAY		**10,000**	**55,000**
	TOTAL COMMUNITY MEDIA PRODUCTION		**154,900**	**200,400**

			Budget Request	Original Request
MARKETING				
SALARIES				
01.02.19.101	**FULL-TIME SALARIES**		**60,700**	**60,700**
		Serratore		
01.02.19.105	**PART-TIME SALARIES**		**60,500**	**60,500**
	Marketing/Public Relations Coordinator	Beckmann		
01.02.19.111	**GROUP INSURANCE**		**8,900**	**8,900**
01.02.19.121	**IMRF**		**14,300**	**14,400**
01.02.19.122	**FICA**		**7,600**	**7,600**
01.02.19.123	**MEDICARE**		**1,800**	**1,800**
01.02.19.134	**WELLNESS INCENTIVE**		**-**	**400**
	TOTAL SALARIES		**153,800**	**154,300**
CONTRACTUAL				
01.02.19.202	**TRAINING & CONFERENCES**		**2,500**	**2,500**
01.02.19.230	**PRINTING SUPPLIES**		**45,000**	**45,000**
	Mayor's Newsletter (2)			
	Water Bill Flyers			
	Miscellaneous Projects			
	All Department Printing			
	Ribfes Parking Mailers			
01.02.19.299	**OTHER CONTRACTUAL**		**25,000**	**25,000**
	Miscellaneous Marketing			
	TOTAL CONTRACTUAL		**72,500**	**72,500**
COMMODITIES			equals 1043000	
01.02.19.301	**DUES**		**500**	**500**
01.02.19.303	**PUBLICATIONS**		**300**	**300**
01.02.19.317	**OFFICE SUPPLIES**		**2,000**	**2,000**
01.02.19.399	**OPERATING/OTHER SUPPLIES**		**9,000**	**9,000**
	Promotional Items			
01.02.19.402	**NON CAPITAL OUTLAY**		**-**	**-**
			-	-
	TOTAL COMMODITIES		**11,800**	**11,800**
TOTAL MARKETING			**238,100**	**238,600**

		Budget Request	Original Request
COMMISSION			
SALARIES			
01.02.21.105	**PART-TIME SALARIES** Beautification Commission Planning & Zoning Commission Special Events Commission	**15,000**	**15,000**
01.02.21.121	**IMRF** Lisa Lynch - Stipend	**200**	**200**
01.02.21.122	**FICA**	**1,100**	**1,100**
01.02.21.123	**MEDICARE**	**300**	**300**
01.02.21.128	**STIPEND** Lisa Lynch - Stipend	**1,500**	**1,500**
	TOTAL SALARIES	**18,100**	**18,100**
CONTRACTUAL			
01.02.21.202	**TRAINING & CONFERENCES**	**200**	**200**
01.02.21.299	**OTHER CONTRACTUAL**	**-**	**-**
	TOTAL CONTRACTUAL	**200**	**200**
COMMODITIES			
01.02.21.301	**DUES**	**-**	**-**
01.02.21.303	**PUBLICATIONS**	**-**	**-**
01.02.21.306	**BEAUTIFICATION COMMISSION** Adopt a Highway Roadway Gloves, Vests & Signs Clean-Up Week Gift Certificates, Donut Holes, Juice, Certificate Paper Open House Parade Property of the Month Reception Gift Certificates, Pizza, Soda, Coffee, Ice, Dessert, Salad Holiday Decoration Contest Gift Certificates, Cake, Coffee, Cups, Miscellaneous Supplies for Christmas Judging, Ornaments Christmas Wreath (Recreation Center) Miscellaneous Name Tags Office Supplies Plaques for BC Projects Banner Program	**10,000**	**10,000**
01.02.21.317	**OFFICE SUPPLIES**	**-**	**-**
01.02.21.326	**GOOD NEIGHBOR FUND**	**1,500**	**1,500**
	TOTAL COMMODITIES	**11,500**	**11,500**
CAPITAL			
01.02.21.402	**Non Capital Outlay**		
	TOTAL CAPITAL	**-**	**-**
	TOTAL COMMISSIONS	**29,800**	**29,800**

			Budget Request	Original Request
INFORMATION SERVICES				
SALARIES				
01.02.50.101	**FULL-TIME SALARIES**		**322,500**	**318,500**
	Network Coordinator - Public Administration	Jimoh		
	Network Coordinator - Public Safety / Lead	Hlava		
	GIS Technician	Goughenour		
	Support Services Technician	Dabrowski		
01.02.50.105	**PART-TIME SALARIES**		**13,000**	**13,000**
	GIS Interns			
01.02.50.111	**GROUP INSURANCE**		**42,400**	**42,400**
	Health Insurance			
	Life Insurance			
01.02.50.121	**IMRF**		**38,700**	**38,300**
01.02.50.122	**FICA**		**21,200**	**21,000**
01.02.50.123	**MEDICARE**		**5,000**	**5,000**
01.02.50.127	**LONGEVITY**		**1,500**	**1,500**
01.02.50.132	**PERSONAL CELL PHONE REIMBURSEMENT**		**500**	**500**
01.02.50.133	**INSURANCE INCENTIVE REIMBURSEMENT**		**4,000**	**4,000**
01.02.50.134	**WELLNESS INCENTIVE**		**-**	**800**
	TOTAL SALARIES		**448,800**	**445,000**
CONTRACTUAL				
01.02.50.202	**TRAINING & CONFERENCES**		**7,000**	**7,000**
	IT Staff Training & Expenses			
01.02.50.209	**ALL STAFF COMPUTER TRAINING**		**3,000**	**3,000**
01.02.50.210	**COMMUNICATIONS**		**280,000**	**250,000**
	All Departments			
01.02.50.298	**CONSULTING SERVICES**		**60,000**	**60,000**
	IT Consulting			
	GIS Project Fees (Robinson) and Technology Consulting			
01.02.50.299	**OTHER CONTRACTUAL**		**992,900**	**1,018,000**
	Misc requests and service calls repairs, cameras, access control, printers	4,800		
	Axon	71,000		
	Adobe License Upgrades	15,000		
	Aladetec RPD	6,000		
	Aladtec RFD Scheduling	3,500		
	American Legal Maintenance Publishing (Admin)	500		
	ARC Plotter	600		
	SingleHop INAP	50,000		
	Bader Meter - Beacon Software	4,000		
	Barracuda Support & Maintenance Spam Firewall/Email Archive - Digerati	15,000		
	Beast (Porter Lee) Police	1,700		
	Cartegraph (All)	50,000		
	Cellebrite Renewal	3,000		
	CISCO Smartnet support	6,200		
	Civic Plus RAEC	700		
	Civic Plus Website	10,000		
	CivicPlus SSL Certificate	6,000		
	Comcast Fiber Lease	98,000		
	Costar - ComDev	6,500		
	CivicPlus Request Tracker Module	2,100		
	Data 911 - Police	2,200		
	DLT Solutions	3,300		
	Drone Software	3,000		
	Eaton Support - Police UPS (CDW)	2,800		
	Electronic Commerce Link EC Link	3,000		
	EMC Renewal - Data Domain (CDW)	5,800		

			Budget Request	Original Request
	EMC Renewal - SAN VNX Support (CDW)	11,000		
	Entrust (Website) (All) (direct to Entrust Credit Card)	5,000		
	ESO	7,000		
	ESRI (All) and ESRI Analytics	35,500		
	Faro 3D Scanner	2,500		
	Federal Signal - REMA SCADA Software	3,000		
	Firehouse - Fire	1,000		
	Flow	2,000		
	Formdocs - Police	2,000		
	Granicus (All)	10,000		
	Guardian Tracking	3,500		
	HP Plotter Comdev and PW	2,500		
	HP Server Support (All)	12,000		
	Itouch	2,600		
	IWIN Licensing - Fire	7,100		
	KnowB4	5,000		
	Kronos - All	26,500		
	Lansweeper	300		
	Lepide - police auditing software	2,300		
	Microsoft Licenses (All)	90,500		
	Nationwide Power UPS	4,500		
	Tyler New World Systems - Annual Maintenance/License (All)	107,000		
	Pagefreezer	1,700		
	Reach - Rec	3,000		
	Rec Track Hosting	12,600		
	Shelter Manager	100		
	SingleHop INAP	11,000		
	SDI Will County	400		
	SonicWALL - SSL VPN - Firewall (All)	2,500		
	Sound Inc. - All	17,000		
	StarCom - Fire	2,900		
	Station Automation - Narcotic Tracker, PPE, SCBA	3,500		
	Symantec - Annual Maintenance (Backup - All) (CDW) - General	4,000		
	Target Solutions	5,000		
	TKB Laserfiche - All	15,000		
	US Digital - Fire	10,600		
	Will County Smart Messaging	3,000		
	Zoll Software Maintenance - Fire	2,400		
	Vertiv Police UPS Tower	2,200		
	NEW Code Enforcement	150,000		
	NEW Gray Key	18,000		
	NEW INPUT ACE	4,500		
	NEW First Arriving	6,000		
	NEW Protool Bosh	-		
	TOTAL CONTRACTUAL		**1,342,900**	**1,338,000**
COMMODITIES				
01.02.50.301	**DUES**		**500**	**500**
01.02.50.313	**COMPUTER SUPPLIES**		**25,000**	**25,000**
01.02.50.317	**OFFICE SUPPLIES**		**1,000**	**1,000**
	TOTAL COMMODITIES		**26,500**	**26,500**
CAPITAL OUTLAY				
01.02.50.402	**NON-CAPITAL OUTLAY**		**289,000**	**328,100**
	Annual Computer Replacement	25,000		
	Rec - Kiosk 2	5,000		
	Rec - Park Cameras	50,000		
	Rec - Replace Cameras	-		
	Police Bosh Pro Tool Kit	-		
	Upgrade Cameras PD/VH	25,000		
	Additional Fire Station Camers (all)	9,000		
	Additional Camera VH/Police Exterior / Rec	150,000		
	Scanner Plotter	10,000		
	Recreation IPADs (8)	10,000		
	Gate at REMA	5,000		
01.02.50.408	**CAPITAL OUTLAY**		**270,000**	**270,000**
	Switch upgrades Village Hall	100,000		
	Replace Core Network Switch	65,000		

		Budget Request	Original Request
Replace Virtual Host Servers/SAN	105,000		
TOTAL CAPITAL		**559,000**	**598,100**
TOTAL INFORMATION SERVICES		**2,377,200**	**2,407,600**
TOTAL - ALL ADMINISTRATION		**6,810,300**	**6,406,400**

2020-2021 Expense History Report - Budget Worksheet Report

Budget Year 2021

G/L Account	Account Description	2016 Actual Amount	2017 Actual Amount	2018 Actual Amount	2019 Actual Amount	2020 Estimated Amount	2020 Adopted Budget	2021 Adopted
Fund	**01 - General Corporate Fund**							
Department	**02 - Administration**							
Cost Center	**01 - Administration**							
Salaries								
01.02.01.101	Salaries Full Time	338,615.31	351,247.94	374,166.28	384,575.44	396,000.00	398,000.00	413,300.00
01.02.01.105	Salaries - Part Time	7,709.50	9,503.20	4,407.60	.00	.00	5,000.00	.00
01.02.01.106	Salaries - Overtime	.00	6.30	5.40	.00	.00	.00	.00
01.02.01.110	Car Allowance	300.00	.00	.00	.00	.00	.00	.00
01.02.01.111	Group Insurance	63,150.20	59,310.30	61,186.86	54,178.15	61,200.00	62,000.00	65,100.00
01.02.01.121	IMRF	42,604.02	43,007.90	45,995.36	43,480.12	40,600.00	42,700.00	49,200.00
01.02.01.122	FICA	18,556.75	19,178.00	20,448.05	19,397.06	20,600.00	25,100.00	25,900.00
01.02.01.123	Medicare	5,278.79	5,377.38	5,626.88	5,353.36	5,700.00	6,000.00	6,100.00
01.02.01.127	Longevity	3,800.00	4,000.00	4,000.00	4,000.00	4,000.00	4,000.00	4,000.00
01.02.01.134	Wellness Incentive	720.00	840.00	840.00	720.00	900.00	900.00	.00
	Salaries Totals	$480,734.57	$492,471.02	$516,676.43	$511,704.13	$529,000.00	$543,700.00	$563,600.00
Contractual								
01.02.01.202	Training and Conferences	5,426.28	6,927.10	9,756.96	12,109.85	12,000.00	12,000.00	12,000.00
01.02.01.211	Legal Services	718,602.89	553,468.70	534,634.70	517,982.90	700,000.00	600,000.00	575,000.00
01.02.01.299	Other Contractual Services	508,693.44	490,815.28	240,596.30	268,445.93	300,000.00	317,000.00	330,000.00
	Contractual Totals	$1,232,722.61	$1,051,211.08	$784,987.96	$798,538.68	$1,012,000.00	$929,000.00	$917,000.00
Commodities								
01.02.01.301	Dues	3,862.01	2,785.44	3,667.50	2,338.25	3,000.00	3,500.00	3,500.00
01.02.01.303	Publications	610.00	399.00	936.98	972.00	1,000.00	1,000.00	1,000.00
01.02.01.317	Office Supplies	2,844.14	3,443.57	2,279.63	3,874.89	3,500.00	4,000.00	4,000.00
01.02.01.321	Veteran Memorial Supplies	2,181.39	2,454.23	1,818.12	1,583.36	2,500.00	3,000.00	3,000.00
01.02.01.339	Metra Station Expenditures	.00	.00	.00	.00	3,500.00	10,000.00	5,000.00
01.02.01.399	Operating/Other Supplies	1,204.46	119.05	3,225.00	1,258.00	1,500.00	2,000.00	2,000.00
	Commodities Totals	$10,702.00	$9,201.29	$11,927.23	$10,026.50	$15,000.00	$23,500.00	$18,500.00
Fixed Assets								
01.02.01.402	Non-Capital Outlay	50,000.00	.00	171,560.81	16,417.45	40,000.00	40,000.00	55,000.00
01.02.01.405	Land	.00	273,942.50	.00	15,000.00	1,600.00	.00	.00
01.02.01.408	Furniture, Fixtures & Equipment	.00	.00	.00	149,297.96	500.00	.00	.00
	Fixed Assets Totals	$50,000.00	$273,942.50	$171,560.81	$180,715.41	$42,100.00	$40,000.00	$55,000.00
Other								
01.02.01.690	Principal Payments	150,000.00	.00	75,000.00	75,000.00	75,000.00	75,000.00	125,000.00
	Other Totals	$150,000.00	$0.00	$75,000.00	$75,000.00	$75,000.00	$75,000.00	$125,000.00

2020-2021 Expense History Report - Budget Worksheet Report

Budget Year 2021

G/L Account	Account Description	2016 Actual Amount	2017 Actual Amount	2018 Actual Amount	2019 Actual Amount	2020 Estimated Amount	2020 Adopted Budget	2021 Adopted
Fund	**01 - General Corporate Fund**							
Department	**02 - Administration**							
	Cost Center **01 - Administration** Totals	$1,924,159.18	$1,826,825.89	$1,560,152.43	$1,575,984.72	$1,673,100.00	$1,611,200.00	$1,679,100.00
Cost Center	**07 - Personnel**							
Salaries								
01.02.07.101	Salaries Full Time	178,553.27	185,395.09	192,610.14	199,916.28	207,300.00	207,400.00	216,800.00
01.02.07.111	Group Insurance	32,057.11	30,132.20	31,010.85	27,732.01	34,500.00	31,900.00	33,600.00
01.02.07.121	IMRF	21,682.10	22,269.84	23,624.84	22,646.56	21,400.00	22,300.00	25,800.00
01.02.07.122	FICA	11,242.91	11,588.20	12,244.47	11,961.15	12,800.00	13,100.00	13,600.00
01.02.07.123	Medicare	2,629.38	2,710.15	2,863.61	2,797.36	3,000.00	3,100.00	3,200.00
01.02.07.126	Tuition Reimbursement	5,455.00	6,000.00	5,000.00	6,000.00	6,000.00	9,000.00	9,000.00
01.02.07.127	Longevity	1,500.00	1,500.00	1,800.00	1,800.00	1,800.00	1,800.00	1,800.00
01.02.07.134	Wellness Incentive	240.00	480.00	480.00	480.00	500.00	500.00	.00
01.02.07.139	Flexible Spending	11,004.93	.00	1,190.39	346.10	95,000.00	98,000.00	77,200.00
	Salaries Totals	$264,364.70	$260,075.48	$270,824.30	$273,679.46	$382,300.00	$387,100.00	$381,000.00
Contractual								
01.02.07.201	Legal Notices	596.00	116.00	100.00	250.00	300.00	1,000.00	1,000.00
01.02.07.202	Training and Conferences	3,053.74	4,293.60	2,397.78	11,635.19	6,700.00	7,000.00	7,000.00
01.02.07.203	Physical Exams	5,717.00	16,949.27	9,843.24	13,447.23	13,000.00	15,000.00	15,000.00
01.02.07.207	Appreciation Programs	6,271.74	10,806.49	9,797.20	7,925.84	8,100.00	9,000.00	9,000.00
01.02.07.213	Health/Wellness Program	27,617.88	38,490.68	31,181.75	32,747.83	35,600.00	40,000.00	25,000.00
01.02.07.214	Safety Committee Program Expenditures & Supplies	1,767.93	405.24	73,773.25	173,985.42	1,000.00	20,500.00	80,600.00
01.02.07.260	Other Insurance	1,658,456.90	1,748,328.00	1,500,785.00	1,588,745.00	1,553,000.00	1,450,000.00	1,400,000.00
01.02.07.262	Premiums	400,131.52	461,390.18	465,268.24	378,772.06	466,600.00	450,000.00	475,000.00
01.02.07.299	Other Contractual Services	9,932.63	9,270.00	9,419.76	6,711.75	9,800.00	10,000.00	10,000.00
	Contractual Totals	$2,113,545.34	$2,290,049.46	$2,102,566.22	$2,214,220.32	$2,094,100.00	$2,002,500.00	$2,022,600.00
Commodities								
01.02.07.301	Dues	190.00	239.00	209.00	219.00	300.00	1,000.00	1,000.00
01.02.07.303	Publications	690.50	.00	205.00	432.00	500.00	1,000.00	700.00
01.02.07.317	Office Supplies	1,333.81	573.28	1,073.00	1,063.22	1,100.00	1,500.00	1,500.00
	Commodities Totals	$2,214.31	$812.28	$1,487.00	$1,714.22	$1,900.00	$3,500.00	$3,200.00
	Cost Center **07 - Personnel** Totals	$2,380,124.35	$2,550,937.22	$2,374,877.52	$2,489,614.00	$2,478,300.00	$2,393,100.00	$2,406,800.00
Cost Center	**18 - Community Media Production**							
Salaries								
01.02.18.101	Salaries Full Time	79,560.00	80,766.00	82,551.81	84,500.32	86,200.00	87,600.00	90,100.00

2020-2021 Expense History Report - Budget Worksheet Report

Budget Year 2021

G/L Account	Account Description	2016 Actual Amount	2017 Actual Amount	2018 Actual Amount	2019 Actual Amount	2020 Estimated Amount	2020 Adopted Budget	2021 Adopted
Fund	**01 - General Corporate Fund**							
Department	**02 - Administration**							
Cost Center	**18 - Community Media Production**							
Salaries								
01.02.18.111	Group Insurance	19,300.43	18,109.98	21,023.73	21,197.96	23,500.00	24,000.00	25,000.00
01.02.18.121	IMRF	9,580.57	9,659.60	10,028.50	9,547.58	8,900.00	9,400.00	10,700.00
01.02.18.122	FICA	4,960.99	5,019.12	5,190.11	5,199.90	5,400.00	5,500.00	5,700.00
01.02.18.123	Medicare	1,160.23	1,173.84	1,213.82	1,491.55	1,300.00	1,300.00	1,400.00
01.02.18.127	Longevity	300.00	300.00	500.00	500.00	500.00	500.00	500.00
01.02.18.134	Wellness Incentive	120.00	120.00	120.00	120.00	200.00	200.00	.00
	Salaries Totals	$114,982.22	$115,148.54	$120,627.97	$122,557.31	$126,000.00	$128,500.00	$133,400.00
Contractual								
01.02.18.202	Training and Conferences	466.25	436.10	474.95	250.09	500.00	1,000.00	1,000.00
01.02.18.299	Other Contractual Services	.00	336.00	296.06	875.00	1,300.00	1,000.00	1,500.00
	Contractual Totals	$466.25	$772.10	$771.01	$1,125.09	$1,800.00	$2,000.00	$2,500.00
Commodities								
01.02.18.317	Office Supplies	26.00	94.90	11.99	13.59	100.00	1,000.00	1,000.00
01.02.18.399	Operating/Other Supplies	6,886.70	6,044.52	3,430.44	3,986.26	7,500.00	8,000.00	8,000.00
	Commodities Totals	$6,912.70	$6,139.42	$3,442.43	$3,999.85	$7,600.00	$9,000.00	$9,000.00
Fixed Assets								
01.02.18.402	Non-Capital Outlay	13,292.78	18,731.88	3,258.54	40,119.27	10,000.00	10,000.00	10,000.00
01.02.18.408	Furniture, Fixtures & Equipment	.00	.00	.00	.00	45,000.00	45,000.00	.00
	Fixed Assets Totals	$13,292.78	$18,731.88	$3,258.54	$40,119.27	$55,000.00	$55,000.00	$10,000.00
Cost Center	**18 - Community Media Production** Totals	$135,653.95	$140,791.94	$128,099.95	$167,801.52	$190,400.00	$194,500.00	$154,900.00
Cost Center	**19 - Marketing**							
Salaries								
01.02.19.101	Salaries Full Time	.00	.00	.00	51,216.60	58,000.00	57,200.00	60,700.00
01.02.19.105	Salaries - Part Time	52,740.98	59,610.31	91,239.73	58,583.91	55,200.00	58,500.00	60,500.00
01.02.19.106	Salaries - Overtime	.00	74.72	.00	.00	.00	.00	.00
01.02.19.111	Group Insurance	.00	.00	.00	5,782.69	8,400.00	8,600.00	8,900.00
01.02.19.121	IMRF	6,317.16	7,131.39	10,935.67	12,374.69	11,600.00	12,300.00	14,300.00
01.02.19.122	FICA	3,269.94	3,700.47	5,656.85	6,758.36	7,000.00	7,200.00	7,600.00
01.02.19.123	Medicare	764.75	865.44	1,322.97	1,580.60	1,700.00	1,700.00	1,800.00
01.02.19.132	Cell Phone Reimbursement	.00	.00	.00	.00	.00	300.00	.00
01.02.19.134	Wellness Incentive	.00	.00	.00	.00	400.00	400.00	.00

2020-2021 Expense History Report - Budget Worksheet Report

Budget Year 2021

G/L Account	Account Description	2016 Actual Amount	2017 Actual Amount	2018 Actual Amount	2019 Actual Amount	2020 Estimated Amount	2020 Adopted Budget	2021 Adopted
Fund	**01 - General Corporate Fund**							
Department	**02 - Administration**							
Cost Center	**19 - Marketing**							
Salaries								
	Salaries Totals	$63,092.83	$71,382.33	$109,155.22	$136,296.85	$142,300.00	$146,200.00	$153,800.00
Contractual								
01.02.19.202	Training and Conferences	168.26	858.82	135.18	2,415.31	200.00	2,500.00	2,500.00
01.02.19.230	Printing Services	27,829.05	31,822.49	41,669.69	37,248.93	35,000.00	40,000.00	45,000.00
01.02.19.299	Other Contractual Services	14,617.17	12,284.12	14,267.53	7,664.78	15,000.00	25,000.00	25,000.00
	Contractual Totals	$42,614.48	$44,965.43	$56,072.40	$47,329.02	$50,200.00	$67,500.00	$72,500.00
Commodities								
01.02.19.301	Dues	.00	.00	.00	.00	.00	500.00	500.00
01.02.19.303	Publications	.00	.00	.00	.00	.00	300.00	300.00
01.02.19.317	Office Supplies	1,408.19	883.84	945.82	1,297.14	1,700.00	2,000.00	2,000.00
01.02.19.399	Operating/Other Supplies	3,668.19	7,688.97	7,179.36	9,357.26	8,000.00	9,000.00	9,000.00
	Commodities Totals	$5,076.38	$8,572.81	$8,125.18	$10,654.40	$9,700.00	$11,800.00	$11,800.00
	Cost Center **19 - Marketing** Totals	$110,783.69	$124,920.57	$173,352.80	$194,280.27	$202,200.00	$225,500.00	$238,100.00
Cost Center	**50 - Information Services**							
Salaries								
01.02.50.101	Salaries Full Time	226,159.23	234,880.89	243,976.94	250,585.62	303,900.00	306,500.00	322,500.00
01.02.50.105	Salaries - Part Time	.00	.00	7,917.74	11,110.80	13,800.00	12,000.00	13,000.00
01.02.50.106	Salaries - Overtime	.00	.00	14.40	19.80	.00	.00	.00
01.02.50.111	Group Insurance	37,089.60	34,803.36	37,631.51	34,160.15	39,800.00	62,200.00	42,400.00
01.02.50.121	IMRF	27,608.01	28,455.50	29,967.68	28,553.52	31,300.00	32,900.00	38,700.00
01.02.50.122	FICA	14,324.85	14,814.75	16,031.27	16,172.06	20,100.00	20,100.00	21,200.00
01.02.50.123	Medicare	3,350.17	3,464.74	3,749.22	3,782.17	4,700.00	4,700.00	5,000.00
01.02.50.127	Longevity	900.00	1,100.00	1,300.00	1,500.00	1,500.00	1,500.00	1,500.00
01.02.50.132	Cell Phone Reimbursement	480.00	480.00	480.00	480.00	500.00	500.00	500.00
01.02.50.133	Health Insurance Incentive	3,000.00	3,000.00	3,000.00	2,166.80	4,000.00	2,000.00	4,000.00
01.02.50.134	Wellness Incentive	240.00	360.00	240.00	360.00	400.00	400.00	.00
01.02.50.135	Taxable Fringe Benefit	.00	.00	.00	.00	100.00	.00	.00
	Salaries Totals	$313,151.86	$321,359.24	$344,308.76	$348,890.92	$420,100.00	$442,800.00	$448,800.00
Contractual								
01.02.50.202	Training and Conferences	4,338.08	6,881.16	2,086.97	1,298.29	6,000.00	7,000.00	7,000.00
01.02.50.209	Employee Computer Training	.00	.00	1,552.00	.00	6,200.00	3,000.00	3,000.00

2020-2021 Expense History Report - Budget Worksheet Report

Budget Year 2021

G/L Account	Account Description	2016 Actual Amount	2017 Actual Amount	2018 Actual Amount	2019 Actual Amount	2020 Estimated Amount	2020 Adopted Budget	2021 Adopted
Fund **01 - General Corporate Fund**								
Department **02 - Administration**								
Cost Center **50 - Information Services**								
Contractual								
01.02.50.210	Communications	280,249.74	264,660.84	249,766.54	289,114.40	280,000.00	250,000.00	280,000.00
01.02.50.298	Consulting Services	6,896.50	1,516.00	8,513.00	39,340.00	54,000.00	60,000.00	60,000.00
01.02.50.299	Other Contractual Services	449,476.24	484,324.71	558,374.71	675,284.50	700,000.00	722,400.00	992,900.00
	Contractual Totals	$740,960.56	$757,382.71	$820,293.22	$1,005,037.19	$1,046,200.00	$1,042,400.00	$1,342,900.00
Commodities								
01.02.50.301	Dues	.00	169.99	.00	119.00	600.00	500.00	500.00
01.02.50.313	Computer Supplies	19,241.94	19,531.21	21,277.85	20,615.24	22,000.00	22,000.00	25,000.00
01.02.50.317	Office Supplies	128.58	216.67	389.45	914.41	500.00	1,000.00	1,000.00
	Commodities Totals	$19,370.52	$19,917.87	$21,667.30	$21,648.65	$23,100.00	$23,500.00	$26,500.00
Fixed Assets								
01.02.50.402	Non-Capital Outlay	188,209.06	180,531.58	215,224.75	290,263.25	290,000.00	290,000.00	289,000.00
01.02.50.408	Furniture, Fixtures & Equipment	.00	.00	182,468.00	.00	.00	.00	270,000.00
	Fixed Assets Totals	$188,209.06	$180,531.58	$397,692.75	$290,263.25	$290,000.00	$290,000.00	$559,000.00
	Cost Center **50 - Information Services** Totals	$1,261,692.00	$1,279,191.40	$1,583,962.03	$1,665,840.01	$1,779,400.00	$1,798,700.00	$2,377,200.00
	Department **02 - Administration** Totals	$5,812,413.17	$5,922,667.02	$5,820,444.73	$6,093,520.52	$6,323,400.00	$6,223,000.00	$6,856,100.00
	Fund **01 - General Corporate Fund** Totals	$5,812,413.17	$5,922,667.02	$5,820,444.73	$6,093,520.52	$6,323,400.00	$6,223,000.00	$6,856,100.00
	Net Grand Totals	$5,812,413.17	$5,922,667.02	$5,820,444.73	$6,093,520.52	$6,323,400.00	$6,223,000.00	$6,856,100.00

CLERK'S OFFICE

VILLAGE OF ROMEOVILLE
ADMINISTRATION DEPARTMENT
FY 2020-2021 ORGANIZATIONAL CHART

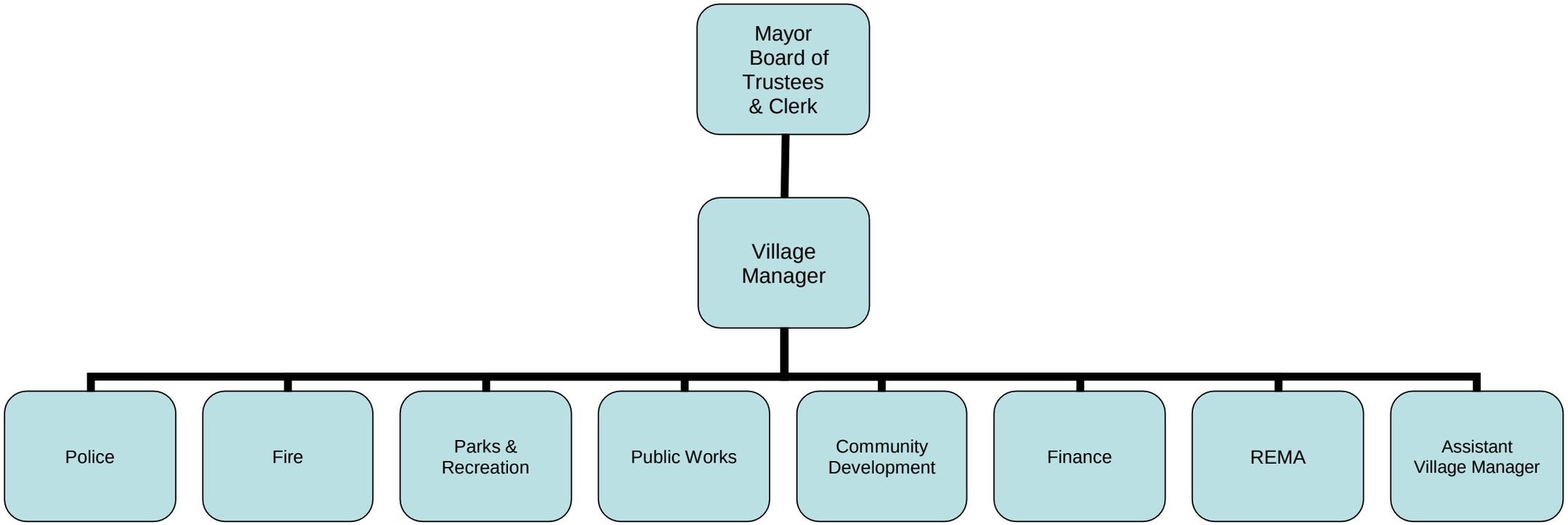

COST CENTER NARRATIVE

FUND: GENERAL CORPORATE FUND

DEPARTMENT: ADMINISTRATION

COST CENTER: CLERK'S OFFICE

PROGRAM DESCRIPTION:

The Clerk's Office encompasses a number of responsibilities serving all levels of the government. The Clerk serves as Secretary to the Village Board and keeper of the records to the community. All municipal records such as minutes, contracts, Resolutions and Ordinances are stored in this office.

The "CORE" duties of the Clerk's Office include preparation of meeting agendas and keeping official records of the proceedings of every meeting. The Clerk also acts as the Chief Administrative Officer of all Elections, Registrar of Voters and any other duties that may be imposed by statute.

The Clerk's Office is also responsible for issuing various licenses and registrations such as Liquor Licenses as approved by the Liquor Commission, Carnival, Circus, and Amusement Licenses and Solicitor.

The Clerk's Office is a professional office that strives to accommodate the needs of the Village residents while serving the Village Board, Administration and all other departments with professional, efficient, and friendly service.

OBJECTIVES:

The objective of the Clerk's Office is to continue to provide professional and efficient services to all departments.

CURRENT FISCAL YEAR:

LONG TERM:

BUDGET HIGHLIGHT:

PERSONNEL REQUESTS

VILLAGE OF ROMEOVILLE
CLERK PERSONNEL PLAN
FISCAL YEAR 2020-21

DEPARTMENT	COST CENTER	POSITION	GRADE/STEP	QUANTITY	DEPT PRIORITY RANK	2020-21	ADDITIONAL COSTS	TOTAL
	TOTAL CLERK PERSONNEL REQUESTS					**-**	**-**	**-**

VILLAGE OF ROMEOVILLE
CLERK PERSONNEL PLAN
FISCAL YEARS 2020-21 TO 2024-25

DEPARTMENT	COST CENTER	POSITION	GRADE/STEP	QUANTITY	DEPT PRIORITY RANK	2020-21	2021-22	2022-23	2023-24	2024-25	ADDITIONAL COSTS	TOTAL
	TOTAL CLERK PERSONNEL REQUESTS					$ -	$ -	$ -	$ -	$ -	$ -	$ -

CAPITAL REQUESTS

VILLAGE OF ROMEOVILLE

CLERK CAPITAL IMPROVEMENT PLAN

FISCAL YEARS 2020-21

ACCOUNT NUMBER	CAPITAL PROJECT	DEPARTMENT	2020-21
	TOTAL CLERK CAPITAL REQUESTS		**-**

VILLAGE OF ROMEOVILLE
CLERK CAPITAL IMPROVEMENT PLAN
FISCAL YEARS 2020-21 TO 2024-25

ACCOUNT NUMBER	CAPITAL PROJECT	DEPARTMENT	DEPT RANK	2020-21	2021-22	2022-23	2023-24	2024-25	TOTAL	FUNDING
TOTAL CLERK CAPITAL REQUESTS				-	-	-	-	-	-	

CLERK'S OFFICE

		Budget Request	Original Request
SALARIES			
01.03.01.101	**FULL TIME SALARIES** Executive Assistant Roberts	**79,500**	**79,500**
01.03.01.102	**OFFICIAL'S SALARY** Village Clerk	**18,500**	**18,500**
01.03.01.111	**GROUP INSURANCE** Health, Dental, Vision and Life Insurance	**11,000**	**11,000**
01.03.01.121	**IMRF**	**7,600**	**7,600**
01.03.01.122	**FICA**	**6,300**	**6,300**
01.03.01.123	**MEDICARE**	**1,500**	**1,500**
01.03.01.127	**LONGEVITY**	**1,000**	**1,000**
01.03.01.133	**HEALTH INSURANCE INCENTIVE**	**2,000**	**2,000**
	TOTAL SALARIES	**127,400**	**127,400**
CONTRACTUAL			
01.03.01.201	**LEGAL NOTICES** Required Public Notices Recording Fees	**7,000**	**7,000**
01.03.01.202	**TRAINING & CONFERENCES** Municipal Clerks Seminars Conference for Clerk & Deputy Computer Training	**2,000**	**2,000**
01.03.01.210	**COMMUNICATIONS**	**-**	**-**
01.03.01.221	**EXPENSE ALLOWANCE** Mileage, Misc. Expenses	**-**	**-**
01.03.01.299	**OTHER CONTRACTUAL** Codification	**12,000**	**12,000**
	TOTAL CONTRACTUAL	**21,000**	**21,000**
COMMODITIES			
01.03.01.301	**DUES** Will County Municipal Clerks Illinois Municipal Clerks	**300**	**300**
01.03.01.303	**PUBLICATIONS** Illinois Municipal Clerks	**100**	**100**
	TOTAL COMMODITIES	**400**	**400**
	TOTAL CLERK'S OFFICE	**148,800**	**148,800**

2020-2021 Expense History Report - Budget Worksheet Report

Budget Year 2021

G/L Account	Account Description	2016 Actual Amount	2017 Actual Amount	2018 Actual Amount	2019 Actual Amount	2020 Estimated Amount	2020 Adopted Budget	2021 Adopted
Fund	**01 - General Corporate Fund**							
Department	**03 - Clerk's Office**							
Cost Center	**01 - Administration**							
Salaries								
01.03.01.101	Salaries Full Time	67,437.13	69,570.07	72,063.44	73,822.61	75,800.00	76,500.00	79,500.00
01.03.01.102	Official Salary	15,205.02	15,852.10	16,488.86	17,151.65	17,800.00	17,800.00	18,500.00
01.03.01.111	Group Insurance	8,466.31	7,955.07	9,173.35	9,473.39	10,300.00	10,300.00	11,000.00
01.03.01.121	IMRF	8,793.76	8,916.70	9,478.60	8,608.48	8,100.00	8,500.00	7,600.00
01.03.01.122	FICA	5,544.19	5,664.87	5,979.58	5,864.66	6,100.00	6,100.00	6,300.00
01.03.01.123	Medicare	1,296.62	1,324.85	1,398.46	1,371.58	1,500.00	1,500.00	1,500.00
01.03.01.127	Longevity	800.00	1,000.00	1,000.00	1,000.00	1,000.00	1,000.00	1,000.00
01.03.01.133	Health Insurance Incentive	5,000.16	5,000.16	5,000.16	2,500.16	2,000.00	2,000.00	2,000.00
	Salaries Totals	$112,543.19	$115,283.82	$120,582.45	$119,792.53	$122,600.00	$123,700.00	$127,400.00
Contractual								
01.03.01.201	Legal Notices	6,349.85	4,739.17	4,182.10	4,360.05	6,700.00	7,000.00	7,000.00
01.03.01.202	Training and Conferences	1,450.62	1,665.58	318.19	1,357.58	1,500.00	2,000.00	2,000.00
01.03.01.299	Other Contractual Services	6,510.20	10,244.90	14,113.48	7,777.50	12,500.00	12,000.00	12,000.00
	Contractual Totals	$14,310.67	$16,649.65	$18,613.77	$13,495.13	$20,700.00	$21,000.00	$21,000.00
Commodities								
01.03.01.301	Dues	.00	75.00	75.00	240.00	300.00	300.00	300.00
01.03.01.303	Publications	.00	.00	.00	.00	.00	100.00	100.00
	Commodities Totals	$0.00	$75.00	$75.00	$240.00	$300.00	$400.00	$400.00
	Cost Center **01 - Administration** Totals	$126,853.86	$132,008.47	$139,271.22	$133,527.66	$143,600.00	$145,100.00	$148,800.00
	Department **03 - Clerk's Office** Totals	$126,853.86	$132,008.47	$139,271.22	$133,527.66	$143,600.00	$145,100.00	$148,800.00
	Fund **01 - General Corporate Fund** Totals	$126,853.86	$132,008.47	$139,271.22	$133,527.66	$143,600.00	$145,100.00	$148,800.00
	Net Grand Totals	$126,853.86	$132,008.47	$139,271.22	$133,527.66	$143,600.00	$145,100.00	$148,800.00

BOARD OF TRUSTEES

VILLAGE OF ROMEOVILLE
ADMINISTRATION DEPARTMENT
FY 2020-2021 ORGANIZATIONAL CHART

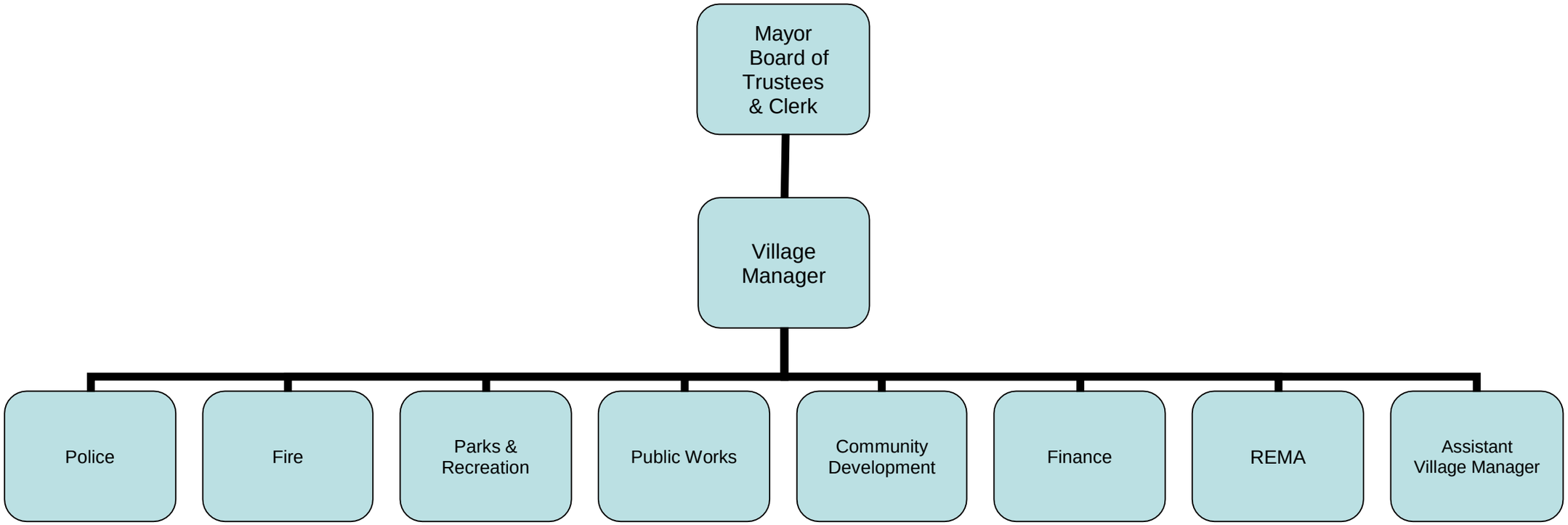

COST CENTER NARRATIVE

FUND: GENERAL CORPORATE FUND

DEPARTMENT: ADMINISTRATION

COST CENTER: MAYOR'S OFFICE/VILLAGE BOARD

PROGRAM DESCRIPTION:

Romeoville operates, as defined by Illinois State Statute, under the Village form of government. The legislative body consists of a Mayor and 6 trustees. The Mayor and Trustees are each elected by the entire Village ("at large") for four year terms. The terms are staggered, with elections held every two years in April. The Village Board meets twice a month to discuss and vote upon matters presented for their consideration. Matters include promulgating and promoting local laws and regulations, public safety, purchasing, budgeting, finance, economic development, planning and zoning, infrastructure, personnel, and legal issues.

The Mayor, along with the Village Board, set policies and procedures to be carried out by the Village Manager along with each individual Department Manager and general oversight of all Village operations. The common goal of the Board is to enhance the quality of life for the residents.

OBJECTIVES:

CURRENT FISCAL YEAR:

LONG TERM:

BUDGET HIGHLIGHT:

GENERAL VILLAGE BOARD

		Budget Request	Original Request
SALARIES			
01.04.01.102	**OFFICIAL'S SALARIES**	**119,900**	**119,900**
	Trustee		
	Trustee		
	Trustee		
	Trustee		
	Trustee		
	Trustee		
01.04.01.111	**GROUP INSURANCE**	**119,400**	**119,400**
	Health, Dental, Vision and Life Insurance		
01.04.01.121	**IMRF**	**9,500**	**9,500**
01.04.01.122	**FICA**	**7,500**	**7,500**
01.04.01.123	**MEDICARE**	**1,800**	**1,800**
	TOTAL SALARIES	**258,100**	**258,100**
CONTRACTUAL			
01.04.01.202	**TRAINING AND CONFERENCES**	**10,000**	**10,000**
01.04.01.221	**EXPENSE ALLOWANCE**	**-**	**-**
01.04.01.266	**MAINTENANCE EQUIPMENT**	**-**	**-**
	Fax/Copier/Printer Maintenance		
01.04.01.278	**MOSQUITO ABATEMENT**	**-**	**-**
	Non-district areas		
01.04.01.282	**RENTAL LEASE**	**1,500**	**1,500**
	Copier		
	TOTAL CONTRACTUAL	**11,500**	**11,500**
COMMODITIES			
01.04.01.301	**DUES**	**44,000**	**44,000**
	National League of Cities	4,000	4,000
	Illinois Municipal League	2,000	2,000
	Enterprise Zone	4,000	4,000
	Will County Gov. League	17,000	17,000
	Will County Center for Economic Development	5,000	5,000
	Miscellaneous, ICSC, and NIPC	9,000	9,000
	CMAP Dues	3,000	3,000

GENERAL VILLAGE BOARD

		Budget Request	Original Request
01.04.01.311	**PROGRAM SUPPLIES**	**20,000**	**20,000**
	State of the Village		
	Parade		
	Grand Opening Plaques		
	NIPC		
01.04.01.312	**DONATIONS**	**40,000**	**40,000**
	H.E.A.R.T. Organization	10,000	10,000
	Community Service Council	8,500	8,500
	Chamber of Commerce	5,000	5,000
	DuCap	2,500	2,500
	Harvest Sunday	500	500
	Household Hazardous Waste	1,000	1,000
	Will County Senior Service Center	1,000	1,000
	Valley View Enrichment Foundation	1,000	1,000
	Lockport Township Dial A Ride	1,000	1,000
	Pace	1,000	1,000
	Various Donations	1,000	1,000
	Conservation Foundation	2,000	2,000
	Miscellaneous	1,500	1,500
01.04.01.313	**MICROCOMPUTER SUPPLIES**	**-**	**-**
01.04.01.317	**OFFICE SUPPLIES**	**5,000**	**5,000**
01.04.01.399	**OTHER SUPPLIES**	**3,000**	**3,000**
	Flowers, Board Meetings		
	TOTAL COMMODITIES	**112,000**	**112,000**
CAPITAL OUTLAY			
01.04.01.402	**Non-Capital Outlay**	**-**	**-**
	TOTAL CAPITAL OUTLAY	**-**	**-**
OTHER			
01.04.01.680	**CONTINGENCY**	**-**	**-**
	TOTAL OTHER	**-**	**-**
	TOTAL GENERAL VILLAGE BOARD	**381,600**	**381,600**

2020-2021 Expense History Report - Budget Worksheet Report

Budget Year 2021

G/L Account	Account Description	2016 Actual Amount	2017 Actual Amount	2018 Actual Amount	2019 Actual Amount	2020 Estimated Amount	2020 Adopted Budget	2021 Adopted
Fund	**01 - General Corporate Fund**							
Department	**04 - General Village Board**							
Cost Center	**01 - Administration**							
Salaries								
01.04.01.102	Official Salary	98,675.42	100,341.38	107,005.52	111,303.12	115,100.00	115,300.00	119,900.00
01.04.01.111	Group Insurance	113,471.80	107,573.12	134,209.04	117,948.76	112,000.00	121,700.00	119,400.00
01.04.01.121	IMRF	7,880.46	7,489.76	6,254.59	6,272.08	5,900.00	8,200.00	9,500.00
01.04.01.122	FICA	6,316.37	6,423.78	6,860.41	7,025.31	7,300.00	7,200.00	7,500.00
01.04.01.123	Medicare	1,477.23	1,502.35	1,604.47	1,642.97	1,700.00	1,700.00	1,800.00
	Salaries Totals	$227,821.28	$223,330.39	$255,934.03	$244,192.24	$242,000.00	$254,100.00	$258,100.00
Contractual								
01.04.01.202	Training and Conferences	2,264.12	2,947.92	5,608.40	5,042.92	6,000.00	10,000.00	10,000.00
01.04.01.282	Rental/Lease	750.00	750.00	750.00	750.00	800.00	1,500.00	1,500.00
	Contractual Totals	$3,014.12	$3,697.92	$6,358.40	$5,792.92	$6,800.00	$11,500.00	$11,500.00
Commodities								
01.04.01.301	Dues	37,839.81	41,373.83	41,969.83	43,339.96	43,000.00	44,000.00	44,000.00
01.04.01.311	Program Supplies	15,115.93	17,458.61	26,632.67	19,929.68	22,000.00	20,000.00	20,000.00
01.04.01.312	Donations	15,050.00	17,500.00	20,100.00	58,720.00	38,000.00	40,000.00	40,000.00
01.04.01.317	Office Supplies	3,928.18	3,010.69	2,215.74	1,935.12	3,000.00	5,000.00	5,000.00
01.04.01.399	Operating/Other Supplies	1,431.05	2,838.92	2,882.86	2,183.88	2,900.00	3,000.00	3,000.00
	Commodities Totals	$73,364.97	$82,182.05	$93,801.10	$126,108.64	$108,900.00	$112,000.00	$112,000.00
	Cost Center **01 - Administration** Totals	$304,200.37	$309,210.36	$356,093.53	$376,093.80	$357,700.00	$377,600.00	$381,600.00
	Department **04 - General Village Board** Totals	$304,200.37	$309,210.36	$356,093.53	$376,093.80	$357,700.00	$377,600.00	$381,600.00
	Fund **01 - General Corporate Fund** Totals	$304,200.37	$309,210.36	$356,093.53	$376,093.80	$357,700.00	$377,600.00	$381,600.00
	Net Grand Totals	$304,200.37	$309,210.36	$356,093.53	$376,093.80	$357,700.00	$377,600.00	$381,600.00

FINANCE

VILLAGE OF ROMEOVILLE
FINANCE DEPARTMENT
FY 2020-2021 ORGANIZATIONAL CHART

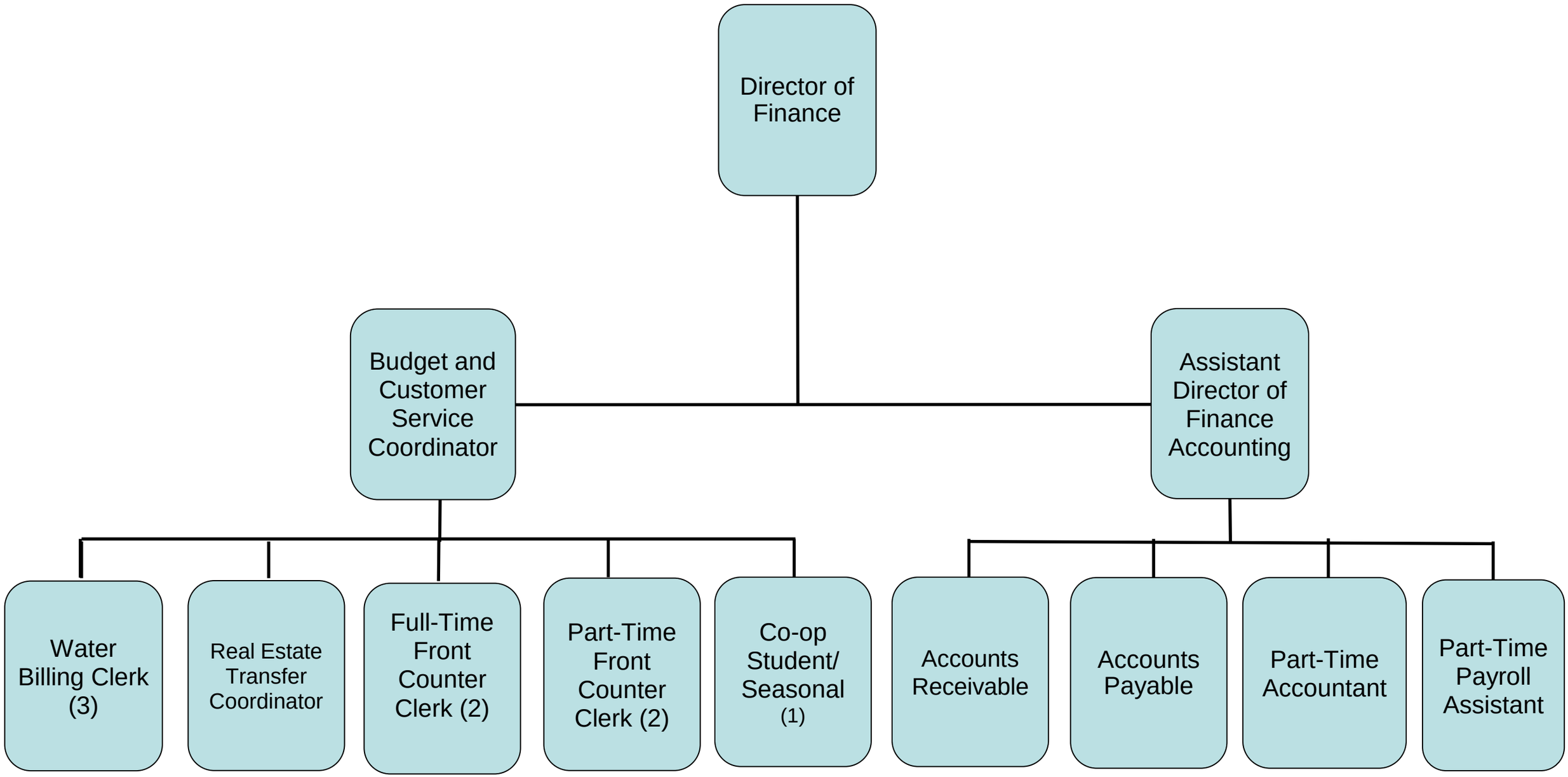

COST CENTER NARRATIVE

FUND: GENERAL CORPORATE FUND

DEPARTMENT: FINANCE DEPARTMENT

COST CENTER: ADMINISTRATION

PROGRAM DESCRIPTION:

The Finance Administration Cost Center consists of the Finance Director, Assistant Finance Director of Accounting, Customer Service and Budget Coordinator, Accounts Receivable Clerk, Accounts Payable Clerk, two full-time receptionists, two part-time receptionists, one part-time payroll assistant and one part-time accountant. The Cost Center is responsible for all Financial Activities of the Village and oversight of the entire Finance Department. Financial activities include financial planning and monitoring, investment and custodial services of Village Funds, budget preparation and implementation, financial reporting including the annual audit process, cash collections and disbursements, oversight of Water Billing, front counter services and information distribution.

OBJECTIVES:
CURRENT FISCAL YEAR:

Develop comprehensive Policies and Procedures Manual

Implement the new GASB standards pertaining to leases.

Transition the department based upon the pending retirements of the Real Estate Transfer Coordinator, Payroll Assistant and Finance Director

Assist in the administration of the IMRF ERI program

LONG TERM:

Ensure that the Finance Department continues to meet needs of all aspects of Village growth through technology and staff in an economic and efficient manner.

Develop reporting measures which provides concise, proactive, relevant and easily understood information for Residents, Elected Officials, Staff and other Village stakeholders.

BUDGET HIGHLIGHT:

Reorganize Water Billing, RETT Coordinator, Front Counter and Payroll Assistant positions

COST CENTER NARRATIVE

FUND: GENERAL CORPORATE FUND

DEPARTMENT: FINANCE DEPARTMENT

COST CENTER: GENERAL SERVICES

PROGRAM DESCRIPTION:

The Finance General Services Cost Center accounts for activities that benefit all Village Departments including Village postage and mail processing, annual audit, utility audit fees, fixed asset study, copier fees, office supplies and forms.

OBJECTIVES:
CURRENT FISCAL YEAR:

Create Main Filing System

LONG TERM:

Ensure that Finance Department to continue to meet needs of all aspects of Village growth through technology and staff in an economic and efficient manner.

BUDGET HIGHLIGHT:

Create Main Filing System

No Azavar Agreement Payments

PERSONNEL REQUESTS

VILLAGE OF ROMEOVILLE
FINANCE PERSONNEL PLAN
FISCAL YEAR 2020-21

DEPARTMENT	COST CENTER	POSITION	GRADE/STEP	QUANTITY	DEPT PRIORITY RANK	2020-21	ADDITIONAL COSTS	TOTAL
FINANCE	VARIOUS	Front Counter Clerk (1) FT to (2) PT	Grade 9		1	(18,600)		(18,600)
	TOTAL FINANCE PERSONNEL REQUESTS					**(18,600)**	**-**	**(18,600)**

VILLAGE OF ROMEOVILLE
FINANCE DEPARTMENT PERSONNEL PLAN
FISCAL YEARS 2020-21 TO 2024-25

DEPARTMENT	COST CENTER	POSITION	GRADE/STEP	QUANTITY	DEPT PRIORITY RANK	2020-21	2021-22	2022-23	2023-24	2024-25	ADDITIONAL COSTS	TOTAL
FINANCE	01.06.01.101	Full Time Front Counter Clerk	AFSCME 9/G	(1)		(82,400)	-	-	-	-	-	(82,400)
FINANCE	01.06.01.101	Part Time Front Counter Clerks	AFSCME 9/A	2		63,800	-	-	-	-	-	63,800
FINANCE	01.06.01.101	Purchasing Coordinator	NON-UNION	1		-	-	-	121,000	-	5,000	126,000
FINANCE	01.06.01.101	Mail Room Clerk	AFSCME 8/A	1		-	-	-	-	73,700	5,000	78,700
		TOTAL FINANCE DEPARTMENT PERSONNEL REQUESTS				$ (18,600)	$ -	$ -	$ 121,000	$ 73,700	$ 10,000	$ 186,100

VILLAGE OF ROMEOVILLE
FINANCE DEPARTMENT WATER & SEWER PERSONNEL PLAN
FISCAL YEARS 2020-21 TO 2024-25

DEPARTMENT	COST CENTER	POSITION	GRADE/STEP	QUANTITY	DEPT PRIORITY RANK	2020-21	2021-22	2022-23	2023-24	2024-25	ADDITIONAL COSTS	TOTAL
FINANCE	60.06.01.101	Real Estate Transfer Tax Coord	AFSCME 15/G	(1)	(1)	(92,300)	-	-	-	-	-	(92,300)
FINANCE	60.06.01.101	Utility Billing Clerk	AFSCME 15/G	1	1	92,300	-	-	-	-	-	92,300
	TOTAL FINANCE DEPARTMENT PERSONNEL REQUESTS					$ -	$ -	$ -	$ -	$ -	$ -	$ -

CAPITAL REQUESTS

VILLAGE OF ROMEOVILLE

FINANCE CAPITAL IMPROVEMENT PLAN

FISCAL YEARS 2020-21

ACCOUNT NUMBER	CAPITAL PROJECT	DEPARTMENT	2020-21
CORPORATE FUND			
	TOTAL CORPORATE FUND		-
	TOTAL FINANCE CAPITAL REQUESTS		**-**

VILLAGE OF ROMEOVILLE
FINANCE DEPARTMENT CAPITAL IMPROVEMENT PLAN
FISCAL YEARS 2020-21 TO 2024-25

ACCOUNT NUMBER	CAPITAL PROJECT	DEPARTMENT	DEPT RANK	2020-21	2021-22	2022-23	2023-24	2024-25	TOTAL	FUNDING
TOTAL FINANCE DEPARTMENT CAPITAL REQUESTS				$ -	$ -	$ -	$ -	$ -	$ -	
TOTAL FINANCE DEPARTMENT - W & S CAPITAL REQUESTS				$ -	$ -	$ -	$ -	$ -	$ -	
TOTAL FINANCE DEPARTMENT - ALL FUNDS CAPITAL REQUESTS				**$ -**	**$ -**	**$ -**	**$ -**	**$ -**	**$ -**	

FINANCE

			Budget Request	Original Request
SALARIES				
01.06.01.101	**FULL-TIME SALARIES**		**594,100**	**594,100**
	Finance Director	Openchowski		
	Assistant Finance Director	Murray		
	Customer Service/Budget Coordinator	Dudzinski		
	Payroll Assistant (80% Finance/20% Police Dept.)	Bourg		
	Accounts Receivable Clerk	Tapia		
	Accounts Payable Clerk	Michalec		
	Receptionist	Williams / Brooker		
01.06.01.105	**PART-TIME SALARIES**		**162,800**	**162,800**
	Accountant	Jasinski		
	Receptionist	Jafri		
	Receptionist	Ryan		
	Receptionist	New		
	Receptionist	New		
01.06.01.106	**OVERTIME**		**15,000**	**15,000**
01.06.01.111	**GROUP INSURANCE**		**127,000**	**127,000**
	Health Insurance			
	Life Insurance			
01.06.01.121	**IMRF**		**91,400**	**91,600**
01.06.01.122	**FICA**		**48,200**	**48,300**
01.06.01.123	**MEDICARE**		**11,300**	**11,300**
01.06.01.127	**LONGEVITY**		**4,100**	**4,100**
01.06.01.134	**WELLNESS INCENTIVE**		**-**	**2,200**
	TOTAL SALARIES		**1,053,900**	**1,056,400**
CONTRACTUAL				
01.06.01.202	**TRAINING & CONFERENCES**		**4,500**	**4,500**
	GFOA			
	IGFOA			
	Software Training			
	New World Conference			
	2 Training opportunities for each employee			
	TOTAL CONTRACTUAL		**4,500**	**4,500**
COMMODITIES				
01.06.01.301	**DUES**		**1,400**	**1,400**
	GFOA			
	IGFOA			
	IMTA			
	Rotary			
01.06.01.317	**OFFICE SUPPLIES**		**1,400**	**1,400**
01.06.01.340	**MERCHANT ACCOUNT FEES**		**190,000**	**190,000**
	TOTAL COMMODITIES		**192,800**	**192,800**
OTHER				
01.06.01.699	**BAD DEBT EXPENSE**		**1,000**	**1,000**
	TOTAL OTHER		**1,000**	**1,000**
	TOTAL ADMINISTRATION		**1,252,200**	**1,254,700**

		Budget Request	Original Request
FINANCE GENERAL SERVICES			
CONTRACTUAL			
01.06.05.205	**POSTAGE**	**42,000**	**42,000**
01.06.05.276	**AUDIT EXPENSE**	**34,000**	**34,000**
01.06.05.299	**OTHER CONTRACTUAL**	**45,000**	**45,000**
	Fixed Asset Appraisal (Full Appraisal)		
	Security Alarm Fees		
	GASB 45/OPEB Study		
	AZAVAR Tax Audit Fees		
	Postage Machine Lease		
	Folder/Inserter Lease		
	Cable Charges		
	Arbitrage Calculations		
	Copier Rental		
	Miscellaneous		
	TOTAL CONTRACTUAL	**121,000**	**121,000**
COMMODITIES			
01.06.05.317	**OFFICE SUPPLIES**	**13,000**	**13,000**
	TOTAL COMMODITIES	**13,000**	**13,000**
OTHER			
01.06.05.652	**RESERVE FOR REAL ESTATE TRANSFER TAX REFUND**	**18,000**	**18,000**
	TOTAL OTHER	**18,000**	**18,000**
	TOTAL GENERAL SERVICES	**152,000**	**152,000**
	TOTAL FINANCE DEPARTMENT	**1,404,200**	**1,406,700**

2020-2021 Expense History Report - Budget Worksheet Report

Budget Year 2021

G/L Account	Account Description	2016 Actual Amount	2017 Actual Amount	2018 Actual Amount	2019 Actual Amount	2020 Estimated Amount	2020 Adopted Budget	2021 Adopted
Fund	**01 - General Corporate Fund**							
Department	**06 - Finance**							
Cost Center	**01 - Administration**							
Salaries								
01.06.01.101	Salaries Full Time	528,261.54	545,115.10	561,626.97	616,282.43	604,000.00	626,900.00	594,100.00
01.06.01.105	Salaries - Part Time	151,781.48	148,900.12	151,268.50	112,513.38	102,300.00	111,000.00	162,800.00
01.06.01.106	Salaries - Overtime	1,919.50	2,721.73	8,009.87	7,136.62	18,000.00	7,000.00	15,000.00
01.06.01.111	Group Insurance	78,134.67	70,387.36	85,741.85	106,995.86	129,300.00	135,300.00	127,000.00
01.06.01.121	IMRF	82,981.30	84,232.98	88,591.34	83,470.81	74,200.00	79,800.00	91,400.00
01.06.01.122	FICA	41,882.87	42,758.44	45,146.83	44,485.04	43,700.00	46,700.00	48,200.00
01.06.01.123	Medicare	10,052.54	10,240.08	10,727.81	10,609.39	10,500.00	11,000.00	11,300.00
01.06.01.127	Longevity	2,900.00	3,400.00	4,000.00	4,600.00	4,800.00	5,300.00	4,100.00
01.06.01.128	Stipends	.00	300.00	600.00	1,200.00	600.00	1,200.00	.00
01.06.01.133	Health Insurance Incentive	6,750.00	6,750.00	6,750.00	1,908.41	.00	.00	.00
01.06.01.134	Wellness Incentive	720.00	1,440.00	1,060.00	1,160.00	1,700.00	1,500.00	.00
	Salaries Totals	$905,383.90	$916,245.81	$963,523.17	$990,361.94	$989,100.00	$1,025,700.00	$1,053,900.00
Contractual								
01.06.01.202	Training and Conferences	2,680.48	3,319.46	3,860.43	1,574.19	3,400.00	5,000.00	4,500.00
	Contractual Totals	$2,680.48	$3,319.46	$3,860.43	$1,574.19	$3,400.00	$5,000.00	$4,500.00
Commodities								
01.06.01.301	Dues	1,150.00	1,260.00	1,150.00	1,160.00	1,200.00	1,500.00	1,400.00
01.06.01.317	Office Supplies	1,715.09	3,815.30	1,185.47	728.04	1,300.00	1,500.00	1,400.00
01.06.01.330	Miscellaneous Charges	33,636.91	20,686.66	17,611.49	19,678.47	1,800.00	.00	.00
01.06.01.340	Merchant Account Fees	185,260.97	205,441.55	211,908.02	240,539.66	203,400.00	200,000.00	190,000.00
	Commodities Totals	$221,762.97	$231,203.51	$231,854.98	$262,106.17	$207,700.00	$203,000.00	$192,800.00
Fixed Assets								
01.06.01.402	Non-Capital Outlay	.00	17,370.00	.00	.00	.00	.00	.00
	Fixed Assets Totals	$0.00	$17,370.00	$0.00	$0.00	$0.00	$0.00	$0.00
Other								
01.06.01.699	Bad Debt Expense	288.89	225.46	101,647.47	71,456.74	.00	1,000.00	1,000.00
	Other Totals	$288.89	$225.46	$101,647.47	$71,456.74	$0.00	$1,000.00	$1,000.00
	Cost Center **01 - Administration** Totals	$1,130,116.24	$1,168,364.24	$1,300,886.05	$1,325,499.04	$1,200,200.00	$1,234,700.00	$1,252,200.00
Cost Center	**05 - Support Services**							
Contractual								
01.06.05.205	Postage	38,741.61	39,239.36	34,661.75	34,350.54	41,000.00	42,000.00	42,000.00
01.06.05.210	Communications	.00	(1,321.66)	.00	.00	.00	.00	.00

2020-2021 Expense History Report - Budget Worksheet Report

Budget Year 2021

G/L Account	Account Description	2016 Actual Amount	2017 Actual Amount	2018 Actual Amount	2019 Actual Amount	2020 Estimated Amount	2020 Adopted Budget	2021 Adopted
Fund **01 - General Corporate Fund**								
Department **06 - Finance**								
Cost Center **05 - Support Services**								
Contractual								
01.06.05.276	Audit Expenses	27,480.00	31,608.75	28,517.50	24,295.00	31,400.00	35,000.00	34,000.00
01.06.05.299	Other Contractual Services	104,338.87	109,676.76	109,822.29	68,181.61	37,000.00	50,000.00	45,000.00
	Contractual Totals	$170,560.48	$179,203.21	$173,001.54	$126,827.15	$109,400.00	$127,000.00	$121,000.00
Commodities								
01.06.05.317	Office Supplies	11,926.87	10,143.46	12,239.02	13,263.26	12,400.00	13,000.00	13,000.00
	Commodities Totals	$11,926.87	$10,143.46	$12,239.02	$13,263.26	$12,400.00	$13,000.00	$13,000.00
Other								
01.06.05.652	Real Estate Transfer Tax Refund	10,202.86	8,431.19	17,561.77	17,972.21	17,700.00	18,000.00	18,000.00
01.06.05.699	Bad Debt Expense	2,534.58	320.00	.00	.00	.00	.00	.00
	Other Totals	$12,737.44	$8,751.19	$17,561.77	$17,972.21	$17,700.00	$18,000.00	$18,000.00
	Cost Center **05 - Support Services** Totals	$195,224.79	$198,097.86	$202,802.33	$158,062.62	$139,500.00	$158,000.00	$152,000.00
	Department **06 - Finance** Totals	$1,325,341.03	$1,366,462.10	$1,503,688.38	$1,483,561.66	$1,339,700.00	$1,392,700.00	$1,404,200.00
	Fund **01 - General Corporate Fund** Totals	$1,325,341.03	$1,366,462.10	$1,503,688.38	$1,483,561.66	$1,339,700.00	$1,392,700.00	$1,404,200.00
	Net Grand Totals	$1,325,341.03	$1,366,462.10	$1,503,688.38	$1,483,561.66	$1,339,700.00	$1,392,700.00	$1,404,200.00

COMMUNITY DEVELOPMENT

VILLAGE OF ROMEOVILLE
COMMUNITY DEVELOPMENT DEPARTMENT
FY 2020-2021 ORGANIZATIONAL CHART

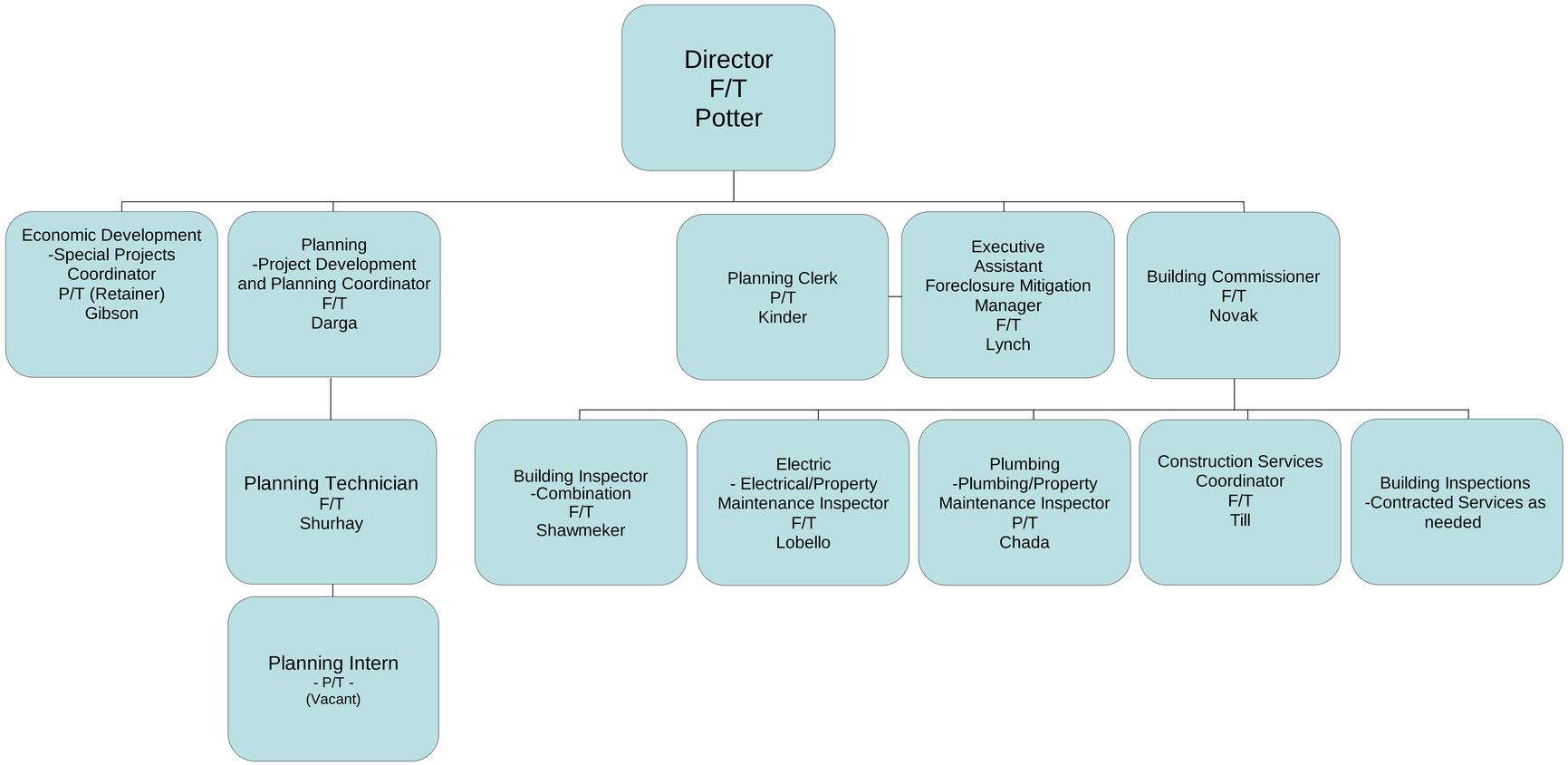

COST CENTER NARRATIVE

FUND: GENERAL CORPORATE FUND

DEPARTMENT: COMMUNITY DEVELOPMENT

COST CENTER: ADMINISTRATION, PLANNING AND ZONING

PROGRAM DESCRIPTION:

The Community Development Administration cost center is comprised of the Community Development Director, Project Development and Planning Coordinator, Executive Assistant, Economic Development Special Projects Coordinator, Planning Technician, Planning Support Clerk and Planning Intern. The Planning Intern is currently vacant and the Project Development and Planning Coordinator is currently on retainer. The Cost Center is responsible for: (1) coordinating the review and approval of building permits, (2) coordinating the review and approval process for new development and redevelopment, (3) coordinating economic development efforts (4) maintaining the comprehensive plan, development regulations and zoning ordinance, (5) reviewing small and large scale applications for development, and (6) for enforcing the Village's zoning and property maintenance ordinances as they pertain to non-residential properties.

OBJECTIVES:
CURRENT FISCAL YEAR:

- Continue to implement and improve E-Government software (New World)
- Update the development regulations and zoning ordinance to eliminate contradictory and redundant information
- Focus more attention on long term planning goal and implementation action items of the Comprehensive Land Use Plan and Economic Development Strategy
- Work with an EDC ad-hoc committee to implement the economic development strategy to retain and expand existing businesses
- Continue the foreclosure mitigation program focusing on activities that will preserve the quality of the housing stock and minimize the effect of vacant homes on the neighborhoods
- Continue the commercial code enforcement program focusing on working with owners of older industrial properties and buildings

LONG TERM:

To implement and adapt the Village's processes and codes so that they reflect the community's goals, keep pace with development, and result in quality construction and urban design.

BUDGET HIGHLIGHT:

- The New World software should streamline the processes and will result in greater efficiency.
- Updating the codes will streamline processes and result in higher quality reviews and designs.
- The foreclosure mitigation and commercial code enforcement programs will help to maintain the appearance and quality of our commercial corridors and neighborhoods.
- The Comprehensive Plan has created a new 20-year long-term plan for future development as Romeoville continues to focus on high-quality development and future build-out.

COST CENTER NARRATIVE

FUND: GENERAL CORPORATE FUND

DEPARTMENT: COMMUNITY DEVELOPMENT

COST CENTER: INSPECTIONAL SERVICES

PROGRAM DESCRIPTION:

The Community Development Inspectional Services Cost Center comprises of the Chief Building Inspector, full-time combination Building Inspector, full-time Electrical/Property Maintenance Inspector, part-time Plumbing and Property Maintenance Inspector, and Construction Services Coordinator. The Cost Center is responsible for: (1) reviewing plans and issuing permits, (2) coordinating and performing inspections, (3) conducting inspections of new commercial, residential and industrial developments, and (4) maintaining the building codes.

OBJECTIVES:
CURRENT FISCAL YEAR:

- Update Standards Specifications
- Adopt, Enforce and educate public on 2015 International Building Codes, with local amendments
- Implement and train New World software for Building and Property Maintenance
- Attend professional training and conferences to acquire and maintain certifications
- Public service announcements on construction and permitting

LONG TERM:

- Update codes and processes so as to attain quality construction
- Continue training to maintain and improve skills and competencies
- Continue in house reviews of most projects
- Cross-training of inspectors on specialties to improve efficiency
- Reduce reliance on other contractual services for inspections and plan review

BUDGET HIGHLIGHT:

- The New World software could streamline the processes and will result in greater efficiency
- Updating the codes should also streamline processes as well as result in higher quality reviews and designs
- Continued focus on in-house building plan reviews will have a positive effect on the technical consultant review budgets

PERSONNEL REQUESTS

VILLAGE OF ROMEOVILLE
COMMUNITY DEVELOPMENT PERSONNEL PLAN
FISCAL YEAR 2020-21

DEPARTMENT	COST CENTER	POSITION	GRADE/STEP	QUANTITY	DEPT PRIORITY RANK	2020-21	ADDITIONAL COSTS	TOTAL
COMMUNITY DEVELOPMENT	01.07.01.101	Office Assistant	Non-Union	1		79,700	-	79,700
COMMUNITY DEVELOPMENT	01.07.01.105	Special Projects Coordinator	Non-Union	(1)		(53,200)	-	(53,200)
COMMUNITY DEVELOPMENT	01.07.01.105	Planning Support Clerk	AFSCME 10/G	(1)		(54,100)	-	(54,100)
	TOTAL COMMUNITY DEVELOPMENT PERSONNEL REQUESTS					**(27,600)**	**-**	**(27,600)**

VILLAGE OF ROMEOVILLE
COMMUNITY DEVELOPMENT DEPARTMENT PERSONNEL PLAN
FISCAL YEARS 2020-21 TO 2024-25

DEPARTMENT	COST CENTER	POSITION	GRADE/STEP	QUANTITY	DEPT PRIORITY RANK	2020-21	2021-22	2022-23	2023-24	2024-25	ADDITIONAL COSTS	TOTAL
COMMUNITY DEVELOPMENT	01.07.01.101	Office Assistant	Non-Union	1		79,700	-	-	-	-	-	79,700
COMMUNITY DEVELOPMENT	01.07.01.105	Special Projects Coord.	Non-Union	(1)		(53,200)	-	-	-	-	-	(53,200)
COMMUNITY DEVELOPMENT	01.07.01.105	Planning Support Clerk	AFSCME 10/G	(1)		(54,100)	-	-	-	-	-	(54,100)
TOTAL COMMUNITY DEVELOPMENT PERSONNEL REQUESTS						(27,600)	-	-	-	-	-	(27,600)

Goals and Objectives: 2020-2021 Budget

DEPARTMENT: **COMMUNITY DEVELOPMENT**

FUND: **GENERAL FUND**

COST CENTER: **ADMINISTRATION**

ACCOUNT NUMBER: **01.07.01.101**

REQUEST TYPE: **PROGRAM**

GOAL DESCRIPTION:

Hire Full Time Office Assistant

GOAL OBJECTIVE:

Hire Full Time Office Assistant

COST: $79,700

Goals and Objectives: 2020-2021 Budget

DEPARTMENT: **COMMUNITY DEVELOPMENT**

FUND: **GENERAL FUND**

COST CENTER: **ADMINISTRATION**

ACCOUNT NUMBER: **01.07.01.105**

REQUEST TYPE: **PROGRAM**

GOAL DESCRIPTION:

Remove Special Projects Coordinator Position

GOAL OBJECTIVE:

Remove Special Projects Coordinator Position

COST: **-**$53,200

Goals and Objectives: 2020-2021 Budget

DEPARTMENT: **COMMUNITY DEVELOPMENT**

FUND: **GENERAL FUND**

COST CENTER: **ADMINISTRATION**

ACCOUNT NUMBER: **01.07.01.105**

REQUEST TYPE: **PROGRAM**

GOAL DESCRIPTION:

Replace Planning Support Clerk with Office Assistant

GOAL OBJECTIVE:

Replace Planning Support Clerk with Office Assistant

COST: **-**$54,100

CAPITAL REQUESTS

VILLAGE OF ROMEOVILLE

COMMUNITY DEVELOPMENT CAPITAL IMPROVEMENT PLAN

FISCAL YEARS 2020-21

ACCOUNT NUMBER	CAPITAL PROJECT	DEPARTMENT	2020-21
CORPORATE FUND			
	TOTAL CORPORATE FUND		-
	TOTAL COMMUNITY DEVELOPMENT CAPITAL REQUESTS		**-**

VILLAGE OF ROMEOVILLE
COMMUNITY DEVELOPMENT DEPARTMENT CAPITAL IMPROVEMENT PLAN
FISCAL YEARS 2020-21 TO 2024-25

ACCOUNT NUMBER	CAPITAL PROJECT	DEPARTMENT	DEPT RANK	2020-21	2021-22	2022-23	2023-24	2024-25	TOTAL	FUNDING
01.07.13.408	Inspector Vehicle Replacement	COMMUNITY DEVELOPMENT		-	-	30,000	-	-	30,000	GENERAL CORPORATE
TOTAL COMMUNITY DEVELOPMENT DEPARTMENT CAPITAL REQUESTS				-	-	30,000			30,000	

OTHER GOALS & NON-MONETARY GOALS

VILLAGE OF ROMEOVILLE
COMMUNITY DEVELOPMENT - OTHER GOALS AND NON-MONETARY
FISCAL YEAR 2020-21

PROJECT	DEPARTMENT	COST	FUNDING
Code Enforcement Tracking	COMMUNITY DEVELOPMENT	NON-MONETARY	01.07.01.303
Public Education Programs	COMMUNITY DEVELOPMENT	NON-MONETARY	01.07.01.303
Business Retention Program	COMMUNITY DEVELOPMENT	10,000	01.07.01.317
Neghboorhood Preservation Program	COMMUNITY DEVELOPMENT	15,000	01.07.13.370
Total		$ 25,000	

Goals and Objectives: 2020-2021 Budget

DEPARTMENT: **COMMUNITY DEVELOPMENT**

FUND: **GENERAL FUND**

COST CENTER: **ADMINISTRATION**

ACCOUNT NUMBER: **01.07.01.303**

REQUEST TYPE: **PROGRAM**

GOAL DESCRIPTION: Code Enforcement Tracking

The Community Development Department is looking at ways to streamline the commercial code enforcement process. In the past, commercial code enforcement was managed by the planning staff. A staff planner was assigned to inspect and track violations. The documentation and tracking of violations was tracked in a variety of ways with many different files and folder, which made it difficult to research past violations or check the status of ongoing violations.

GOAL OBJECTIVE:

A new full-time planning technician was hired to help streamline the code enforcement program. The Planning Technician, along with the Construction Services Coordinator will be responsible in taking in complaints, scheduling inspections, managing documentation and tracking progress. As such, the goal is to replace the disjointed system of tracking and utilize New World (or other similar software program) for the tracking and management of code enforcement. Using a centralized software program allows for easy property searches and management in the same way we are currently utilizing New World for permitting and business licenses. The idea is to have one system for parcel management in Community Development.

COST: Non-Monetary

Goals and Objectives: 2020-2021 Budget

DEPARTMENT: **COMMUNITY DEVELOPMENT**

FUND: **GENERAL FUND**

COST CENTER: **ADMINISTRATION**

ACCOUNT NUMBER: **01.07.01.303**

REQUEST TYPE: **PROGRAM**

GOAL DESCRIPTION: Public Education Programs

The Community Development Department is committed to providing an exceptional level of service to Romeoville residents. Window replacement, fences and pools, among other projects, are common projects that inspectors have found reoccurring mistakes that ultimately require additional time and money to correct. The Community Development Department has prepared detailed handouts that outline the construction requirements and inspection process, but feel that a series of public informational sessions could further benefit the residents.

GOAL OBJECTIVE:

The Community Development Department would provide public service announcements on construction and permitting requirements. This information is intended for homeowners, but contractors may benefit as well. The building inspectors will provide the information, explain the permitting process, and outline the construction requirements for different types of projects. Handouts will be available at Village Hall and on the Village Website that covers the permitting process and construction requirements for each of the types of permits.

COST: Non-Monetary

Goals and Objectives: 2020-2021 Budget

DEPARTMENT: **COMMUNITY DEVELOPMENT**

FUND: **GENERAL FUND**

COST CENTER: **ADMINISTRATION**

ACCOUNT NUMBER: **01.07.01.317**

REQUEST TYPE: **PROGRAM**

GOAL DESCRIPTION: Business Retention Program

The Village continues to place a high value on its economic development program. Business retention and expansion is a core component of any economic development program. A goal of the Village's Economic Development program is to survey the business community and create a partnership with the businesses in order to provide businesses with resources that help businesses function and expand. Studies have shown that existing business expansion is responsible for the majority of all new local jobs and a large percentage of a community's economic growth.

GOAL OBJECTIVE:

The first step in the program is to create an ad-hoc committee comprised of local stakeholders that will provide guidance and recommendations. Once the goals and objectives of the program have been set, the main initial task of this program is to identify and survey existing businesses. Surveying existing businesses will help identify any critical issues and give the committee an opportunity to provide resources to the businesses. An annual report would be created to document responses, challenges, solutions and successes. In order to administer this program a survey tool and information system should be utilized as a tool to help carry-out the program.

COST: $10,000

Goals and Objectives: 2020-2021 Budget

DEPARTMENT: **COMMUNITY DEVELOPMENT**

FUND: **GENERAL FUND**

COST CENTER: **INSPECTIONAL SERVICES**

ACCOUNT NUMBER: **01.07.13.370**

REQUEST TYPE: **PROGRAM**

GOAL DESCRIPTION: Neighborhood Preservation Program

Since 2009, the Community Development Department has taken an active role in tracking foreclosures and in enforcing codes on vacant foreclosed homes. When a property is in the foreclosure process or has been foreclosed upon, is vacant, and has no water service, the Department's role begins to monitor and mitigate vacant homes. Though the program has been effective since its inception, current practices and an evolving real estate market requires the program to be updated and re-branded as the "Neighborhood Preservation Program" to ensure the quality of life is maintained in the existing neighborhoods of the community.

- Community Development Department Executive Assistant manages the daily operations of the program. Assistant Community Development Director, assists with the management of the program, but will mainly provide direction for the program and ensure the goals and objectives of the program are carried-out. Daily administration of the program includes tracking the foreclosed/vacant properties, inspection of homes and for communications with the realtors, banks, and other players. Also, current information on the program must be maintained on the Village's website.
- A new Vacant Property Ordinance will clearly outline the process and include all of the program's requirements.
- The Building Inspectors are responsible for site and building inspections.

- All violations for tall grass, broken windows, accumulation of rubbish, or building maintenance have been recorded and outstanding violations will be addressed.
- The Village has retained a landscaper to address lawn maintenance on properties where the owner is not reachable. All bills accrued must be paid before the house is sold.
- The Building Department conducts an inspection of the interior of the building and the exterior of the premises before the water is turned back on and the properties are sold to make sure that the home is safe for occupancy and meets building code requirements.
- If violations exist, they must either be abated before the house is sold or the owners/seller must file an affidavit agreeing to complete all of the work.
- The Building Department then follows up to make sure all work is done.

GOAL OBJECTIVE:

The end-goals of the Neighborhood Preservation Program are two-fold. First, the Village wishes to ensure vacant properties are effectively maintained and safe in order to avoid public nuisances. Second, the Village wishes the properties to be preserved and upgraded before the homes are re-occupied in order to preserve and enhance the quality of the neighborhoods.

COST: $15,000

Ultimately almost all of the money expended should be reimbursed when the homes are sold.

			Budget Request	Original Request
COMMUNITY DEVELOPMENT				
ADMINISTRATION				
SALARIES				
01.07.01.101	**FULL-TIME SALARIES**		**419,100**	**373,200**
	Director	Potter		
	Project Development and Planning Coordinator	Darga		
	Office Manager	Lynch		
	Planning Techician	Shurhay		
	Office Assistant	NEW		
01.07.01.105	**PART-TIME SALARIES**		**-**	**94,600**
01.07.01.106	**SALARIES- OVERTIME**		**1,200**	**1,200**
01.07.01.111	**GROUP INSURANCE**		**84,600**	**59,700**
01.07.01.121	**IMRF**		**49,900**	**55,800**
01.07.01.122	**FICA**		**26,300**	**29,400**
01.07.01.123	**MEDICARE**		**6,200**	**6,900**
01.07.01.127	**LONGEVITY**		**2,300**	**2,300**
01.07.01.133	**INSURANCE INCENTIVE**		**1,000**	**1,000**
01.07.01.134	**WELLNESS INCENTIVE**		**-**	**1,100**
	TOTAL SALARIES		**590,600**	**625,200**
CONTRACTUAL				
01.07.01.201	**LEGAL NOTICES**		**15,000**	**15,000**
	Legal Ads, Signs, & Notices			
	Will County Recorder			
01.07.01.202	**TRAINING & CONFERENCES**		**10,000**	**10,000**
01.07.01.282	**RENTAL/LEASE**		**6,500**	**6,500**
	Copier Rental			
	Water Cooler			
01.07.01.299	**OTHER CONTRACTUAL SERVICES**		**15,000**	**5,000**
	Incentive Request Reviews			
	Market Studies			
	TOTAL CONTRACTUAL		**46,500**	**36,500**

		Budget Request	Original Request
COMMODITIES			
01.07.01.301	**DUES / MEMBERSHIPS**	**3,500**	**3,500**
01.07.01.303	**PUBLICATIONS**	**2,500**	**2,500**
	Crain's Chicago Business		
	APA Land Use Law		
	APA Planning Advisory Service		
	APA Planning Publications		
	Zoning & Planning Law		
	Miscellaneous Planning Publications		
	Miscellaneous Building Publications		
	West Group Publications		
	Economic Development Literature		
01.07.01.317	**OFFICE SUPPLIES**	**12,000**	**13,000**
	Business Retention Program		
	TOTAL COMMODITIES	**18,000**	**19,000**
CAPITAL OUTLAY			
01.07.01.402	**NON-CAPITAL OUTLAY**	**-**	**-**
01.07.01.408	**FURNITURE, FIXTURES & EQUIPMENT**	**-**	**-**
	TOTAL CAPITAL OUTLAY	**-**	**-**
	TOTAL ADMINISTRATION	**655,100**	**680,700**

INSPECTIONAL SERVICES

			Budget Request	Original Request
SALARIES				
01.07.13.101	**FULL-TIME SALARIES**		**325,200**	**325,200**
	Building Commissioner	Novak		
	Building Inspector	Shawmeker		
	Construction Services Coordinator	Till		
	Electrical/Code Enforcement Inspector	Lobello		
01.07.13.105	**PART-TIME SALARIES**		**43,600**	**43,600**
	Inspector - Plumbing/Code Enforcement Inspector	Chada		
01.07.13.111	**GROUP INSURANCE**		**74,800**	**74,800**
	Health Insurance			
	Life Insurance			
01.07.13.121	**IMRF**		**44,000**	**44,200**
01.07.13.122	**FICA**		**23,200**	**23,300**
01.07.13.123	**MEDICARE**		**5,500**	**5,500**
01.07.13.127	**LONGEVITY**		**3,300**	**3,300**
01.07.13.132	**CELL PHONE REIMBURSEMENT**		**300**	**300**
01.07.13.133	**HEALTH INSURANCE INCENTIVE**		**1,500**	**1,500**
01.07.13.134	**WELLNESS INCENTIVE**		**-**	**1,100**
	TOTAL SALARIES		**521,400**	**522,800**
CONTRACTUAL				
01.07.13.202	**TRAINING & CONFERENCES**		**4,000**	**4,000**
01.07.13.215	**UNIFORMS**		**1,600**	**1,600**
	Building Inspector Shirts/Boots/Coats			
01.07.13.230	**PRINTING SERVICES (Moved to Marketing)**		**-**	**-**
	Hard Cards, Notices, etc.			
01.07.13.265	**MAINTENANCE MOBILE EQUIPMENT**		**-**	**-**
01.07.13.266	**MAINTENANCE EQUIPMENT**		**-**	**-**
01.07.13.283	**PLAN REVIEWS**		**-**	**-**
01.07.13.299	**OTHER CONTRACTUAL SERVICES**		**23,000**	**25,000**
	Specialty Inspections			
	Elevator Inspections			
	B&F Building Reviews			
	Electrical Inspections			
	Plumbing Inspections			
	TOTAL CONTRACTUAL		**28,600**	**30,600**

		Budget Request	Original Request
COMMODITIES			
01.07.13.301	**DUES/ MEMBERSHIPS**	**700**	**700**
	Suburban Bldg. Officials		
	Ill State Plumbing		
	Certification Exams		
01.07.13.303	**PUBLICATIONS**	**800**	**800**
	ICC & Code Books		
	Building / Construction Periodicals		
01.07.13.308	**GASOLINE/OIL**		
01.07.13.313	**COMPUTER SUPPLIES**		
01.07.13.317	**OFFICE SUPPLIES**		
01.07.13.336	**PHOTO MATERIALS & SUPPLIES**		
01.07.13.370	**COMMUNITY PROGRAMS**	**27,000**	**27,000**
	Community Re-Investment Program		
	Neighborhood Preservation Program		
	TOTAL COMMODITIES	**28,500**	**28,500**
CAPITAL OUTLAY			
01.07.13.402	**Non-Capital Outlay**	**-**	**-**
01.07.13.410	**Vehicles**	**-**	**-**
	Inspector Vehicle	-	-
	inspector Vehicle	-	-
	TOTAL CAPITAL OUTLAY	**-**	**-**
	TOTAL INSPECTIONAL SERVICES	**578,500**	**581,900**
	TOTAL COMMUNITY DEVELOPMENT	**1,233,600**	**1,262,600**

2020-2021 Expense History Report - Budget Worksheet Report

Budget Year 2021

G/L Account	Account Description	2016 Actual Amount	2017 Actual Amount	2018 Actual Amount	2019 Actual Amount	2020 Estimated Amount	2020 Adopted Budget	2021 Adopted
Fund	**01 - General Corporate Fund**							
Department	**07 - CSD**							
Cost Center	**01 - Administration**							
Salaries								
01.07.01.101	Salaries Full Time	367,307.82	379,544.63	392,196.74	414,871.94	310,300.00	305,500.00	419,100.00
01.07.01.105	Salaries - Part Time	93,325.54	88,942.00	66,468.92	85,159.25	94,000.00	89,100.00	.00
01.07.01.106	Salaries - Overtime	(159.59)	.00	.00	.00	100.00	1,200.00	1,200.00
01.07.01.110	Car Allowance	300.00	.00	.00	.00	.00	.00	.00
01.07.01.111	Group Insurance	72,235.60	63,480.92	73,209.50	66,292.88	60,000.00	56,600.00	84,600.00
01.07.01.121	IMRF	55,972.72	53,738.38	56,083.20	52,838.01	55,200.00	42,300.00	49,900.00
01.07.01.122	FICA	28,383.38	28,466.74	28,852.26	29,859.21	25,400.00	24,800.00	26,300.00
01.07.01.123	Medicare	6,787.14	6,780.61	6,796.17	7,220.77	6,000.00	5,800.00	6,200.00
01.07.01.127	Longevity	1,800.00	2,500.00	2,500.00	2,800.00	2,300.00	2,300.00	2,300.00
01.07.01.132	Cell Phone Reimbursement	.00	.00	.00	180.00	300.00	300.00	.00
01.07.01.133	Health Insurance Incentive	.00	.00	.00	.00	400.00	.00	1,000.00
01.07.01.134	Wellness Incentive	120.00	840.00	960.00	600.00	1,100.00	600.00	.00
	Salaries Totals	$626,072.61	$624,293.28	$627,066.79	$659,822.06	$555,100.00	$528,500.00	$590,600.00
Contractual								
01.07.01.201	Legal Notices	19,246.36	22,201.12	13,888.39	18,233.58	8,300.00	15,000.00	15,000.00
01.07.01.202	Training and Conferences	7,340.53	11,315.64	10,383.58	7,788.49	6,600.00	10,000.00	10,000.00
01.07.01.282	Rental/Lease	6,687.44	6,173.81	6,173.88	5,395.90	6,000.00	7,500.00	6,500.00
01.07.01.299	Other Contractual Services	1,150.00	122,978.08	1,892.88	53,170.40	2,000.00	10,000.00	15,000.00
	Contractual Totals	$34,424.33	$162,668.65	$32,338.73	$84,588.37	$22,900.00	$42,500.00	$46,500.00
Commodities								
01.07.01.301	Dues	2,675.84	1,547.84	2,741.00	1,020.00	1,800.00	3,500.00	3,500.00
01.07.01.303	Publications	1,828.00	490.00	348.00	949.00	1,300.00	2,500.00	2,500.00
01.07.01.317	Office Supplies	12,415.92	12,100.09	12,943.15	11,446.36	11,200.00	13,000.00	12,000.00
	Commodities Totals	$16,919.76	$14,137.93	$16,032.15	$13,415.36	$14,300.00	$19,000.00	$18,000.00
	Cost Center **01 - Administration** Totals	$677,416.70	$801,099.86	$675,437.67	$757,825.79	$592,300.00	$590,000.00	$655,100.00
Cost Center	**13 - Inspectional Services**							
Salaries								
01.07.13.101	Salaries Full Time	214,596.02	222,826.66	233,099.96	267,623.17	313,700.00	312,600.00	325,200.00
01.07.13.105	Salaries - Part Time	80,484.83	87,019.06	85,416.83	67,646.03	43,000.00	39,600.00	43,600.00
01.07.13.111	Group Insurance	59,546.22	64,105.38	70,785.15	68,238.93	72,500.00	78,100.00	74,800.00
01.07.13.121	IMRF	35,985.40	36,890.83	39,005.90	37,971.61	36,800.00	37,900.00	44,000.00
01.07.13.122	FICA	18,654.66	19,317.97	20,215.10	20,561.25	22,300.00	22,300.00	23,200.00

2020-2021 Expense History Report - Budget Worksheet Report

Budget Year 2021

G/L Account	Account Description	2016 Actual Amount	2017 Actual Amount	2018 Actual Amount	2019 Actual Amount	2020 Estimated Amount	2020 Adopted Budget	2021 Adopted
Fund **01 - General Corporate Fund**								
Department **07 - CSD**								
Cost Center **13 - Inspectional Services**								
Salaries								
01.07.13.123	Medicare	4,362.79	4,517.92	4,727.72	4,808.69	5,300.00	5,200.00	5,500.00
01.07.13.127	Longevity	2,300.00	3,100.00	3,100.00	3,100.00	3,300.00	3,300.00	3,300.00
01.07.13.132	Cell Phone Reimbursement	240.00	240.00	240.00	240.00	300.00	300.00	300.00
01.07.13.133	Health Insurance Incentive	2,500.08	.00	.00	625.00	1,500.00	1,500.00	1,500.00
01.07.13.134	Wellness Incentive	.00	840.00	720.00	720.00	900.00	800.00	.00
	Salaries Totals	$418,670.00	$438,857.82	$457,310.66	$471,534.68	$499,600.00	$501,600.00	$521,400.00
Contractual								
01.07.13.202	Training and Conferences	1,841.53	2,000.00	1,882.94	2,935.00	4,000.00	4,000.00	4,000.00
01.07.13.215	Uniforms	828.90	965.00	131.95	1,464.92	1,500.00	1,600.00	1,600.00
01.07.13.299	Other Contractual Services	79,649.29	110,220.10	77,673.41	21,049.20	19,400.00	25,000.00	23,000.00
	Contractual Totals	$82,319.72	$113,185.10	$79,688.30	$25,449.12	$24,900.00	$30,600.00	$28,600.00
Commodities								
01.07.13.301	Dues	210.00	585.00	220.00	235.00	300.00	700.00	700.00
01.07.13.303	Publications	1,203.98	757.47	718.15	489.35	500.00	800.00	800.00
01.07.13.370	Community Programs	8,931.95	10,577.77	8,480.00	17,806.31	26,000.00	27,000.00	27,000.00
	Commodities Totals	$10,345.93	$11,920.24	$9,418.15	$18,530.66	$26,800.00	$28,500.00	$28,500.00
Fixed Assets								
01.07.13.402	Non-Capital Outlay	.00	921.44	.00	.00	.00	.00	.00
01.07.13.410	Vehicles	40,084.54	.00	.00	.00	.00	.00	.00
	Fixed Assets Totals	$40,084.54	$921.44	$0.00	$0.00	$0.00	$0.00	$0.00
Cost Center **13 - Inspectional Services** Totals		$551,420.19	$564,884.60	$546,417.11	$515,514.46	$551,300.00	$560,700.00	$578,500.00
Department **07 - CSD** Totals		$1,228,836.89	$1,365,984.46	$1,221,854.78	$1,273,340.25	$1,143,600.00	$1,150,700.00	$1,233,600.00
Fund **01 - General Corporate Fund** Totals		$1,228,836.89	$1,365,984.46	$1,221,854.78	$1,273,340.25	$1,143,600.00	$1,150,700.00	$1,233,600.00
Net Grand Totals		$1,228,836.89	$1,365,984.46	$1,221,854.78	$1,273,340.25	$1,143,600.00	$1,150,700.00	$1,233,600.00

PUBLIC WORKS

VILLAGE OF ROMEOVILLE
PUBLIC WORKS DEPARTMENT
FY 2020-2021 ORGANIZATIONAL CHART

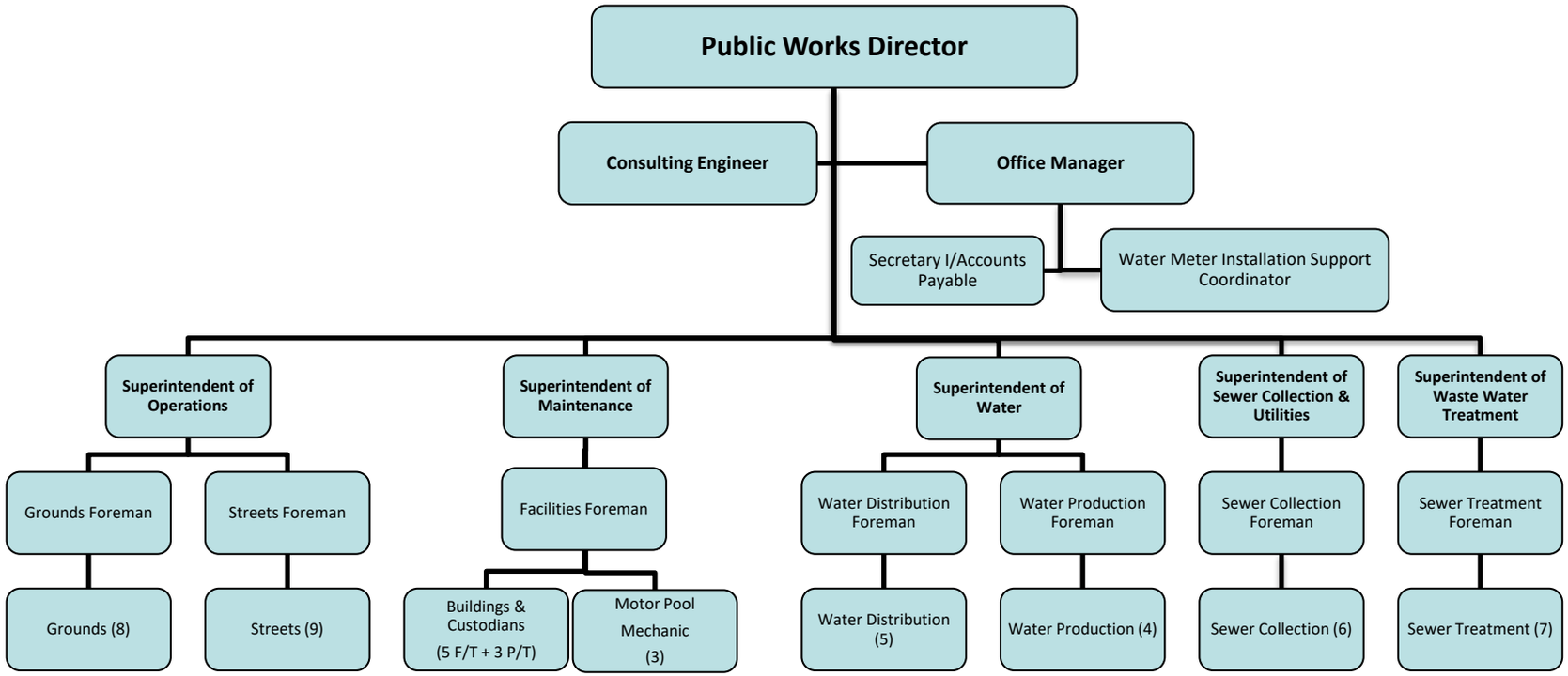

REVENUE MANUAL

REVENUE ITEM: **FEDERAL GRANTS**

FUND: **GENERAL CORPORATE FUND**

ACCOUNT: **01.00.40266**

LEGAL AUTHORIZATION: **GRANT AWARD**

REVENUE DESCRIPTION:

The Village has received an 80% CMAQ Grant pertaining to the Metra Station ($5,000,000 Cost) and has secured two 80% grants to construct multi-use paths on the Com-Ed ($1,508,000 Engineering and project cost) and NGPL ($930,490 Engineering and project cost) right of ways.

The Fire Department is applying to the Port Authority for an 80% grant to purchase Self Contained Breathing Apparatus ($100,000 Cost).

FEE SCHEDULE:

$100,000 Assistance to Firefighters Grant – Air Compressors - Fire
$ 22,000 IDOT Traffic Safety Grant – Police
$2,000.00 Bulletproof Vest Grant – Police
$8,000.00 HIDTA Overtime Reimbursement - Police

METHOD OF PROJECTION: Grant Award - Federal & State Grant guidelines

PROJECTED REVENUE FISCAL YEAR 2020-2021: $1,950,000 + $132,000

COMMENTS:

REVENUE MANUAL

REVENUE ITEM: **DEVELOPER CONTRIBUTIONS**

FUND: **LOCAL MOTOR FUEL TAX FUND**

ACCOUNT: **21.00.40305**

LEGAL AUTHORIZATION: **DEVELOPER AGREEMENT**

REVENUE DESCRIPTION:

The Village entered into an agreement with the Village of Bolingbrook and the Village of Plainfield regarding the engineering cots for the I55 Interchanges at Airport Road and I126. Romeoville and Bolingbrook received a combined grant of $1,535,400. Romeoville is the lead agency with regards to coordinating the engineering of both interchanges. Romeoville is responsible for 28% of any costs above the grant while Bolingbrook is responsible for 35% and Plainfield is responsible for 37%.

FEE SCHEDULE:

Bolingbrook's and Plainfield's share of additional costs for the project.

METHOD OF PROJECTION:

Per the Intergovernmental Agreements

PROJECTED REVENUE FISCAL YEAR 2020-2021: $0

COMMENTS: Project will continue in FY 19-20. The Federal Grant associated with project was concluded in FY 16-17. All the additional costs will be paid for by Bolingbrook, Plainfield and Romeoville.

REVENUE ITEM: **WATER METER EQUIPMENT REIMBURSEMENT**

FUND: **WATER AND SEWER FUND**

ACCOUNT: **60.00.43097**

LEGAL AUTHORIZATION: **VILLAGE CODE – ORD 17-1398**

REVENUE DESCRIPTION:

Fees for meter replacement appointments, including Saturdays, that fall outside of the Village's normal work hours of 7:30am through 3:00pm, Monday through Friday. The appointments are per resident requests. The fees offset a small portion of the overtime costs needed to provide this service.

FEE SCHEDULE:

Residential Meters - $25.00
Commercial/Industrial Meters - $250.00

METHOD OF PROJECTION:

Prior History – 40 After-Hours Appointments

PROJECTED REVENUE FISCAL YEAR 2020-2021: $1,000

COMMENTS:
Estimated – will vary based upon the demand from residents.

REVENUE MANUAL

REVENUE ITEM: **WATER METER EQUIPMENT REIMBURSEMENT**

FUND: **WATER AND SEWER FUND**

ACCOUNT: **60.00.45008**

LEGAL AUTHORIZATION: **VILLAGE CODE**

REVENUE DESCRIPTION:

Revenue from the sale of water meters to commercial and industrial businesses.

FEE SCHEDULE:

Varies by meter size

METHOD OF PROJECTION:

Prior History

PROJECTED REVENUE FISCAL YEAR 2020-2021: **$60,000**

COMMENTS:

PERSONNEL REQUESTS

VILLAGE OF ROMEOVILLE
PUBLIC WORKS PERSONNEL PLAN
FISCAL YEAR 2020-21

DEPARTMENT	COST CENTER	POSITION	GRADE/STEP	QUANTITY	DEPT PRIORITY RANK	2020-21	ADDITIONAL COSTS	TOTAL
PUBLIC WORKS	01.08.20.101	Landscape and Grounds - Add 2 Laborers	AFSCME 14/A	2		156,400	-	156,400
PUBLIC WORKS	01.08.20.101	Landscape and Grounds - Eliminate 1 Laborer	AFSCME 24/A	(1)		(113,100)	-	(113,100)
PUBLIC WORKS	VARIOUS	Restructure: Engineering	VARIOUS	VARIOUS		(59,800)	-	(59,800)
	TOTAL PUBLIC WORKS PERSONNEL REQUESTS					**(16,500)**	**-**	**(16,500)**

VILLAGE OF ROMEOVILLE
PUBLIC WORKS GENERAL CORPORATE DEPARTMENT PERSONNEL PLAN
FISCAL YEARS 2020-21 TO 2024-25

DEPARTMENT	COST CENTER	POSITION	GRADE/STEP	QUANTITY	DEPT PRIORITY RANK	2020-21	2021-22	2022-23	2023-24	2024-25	ADDITIONAL COSTS	TOTAL
PUBLIC WORKS	01.08.08.101	Laborer/Equipment Operator - Bldgs - Bldg Trainee	AFSCME 24/A	1		-	94,300	-	-	-	-	94,300
PUBLIC WORKS	01.08.15.101	Laborer/Equipment Operator - Streets	AFSCME 24/A	1		-	94,300	-	-	-	-	94,300
PUBLIC WORKS	01.08.20.101	Landscape and Grounds - Add 2 Laborers	AFSCME 14/A	2		156,400	-	-	-	-	-	156,400
PUBLIC WORKS	01.08.20.101	Landscape and Grounds - Eliminate 1 Laborer	AFSCME 24/H	(1)		(113,100)	-	-	-	-	-	(113,100)
PUBLIC WORKS	VARIOUS	Reorganization - Engineering	VARIOUS	VARIOUS		(59,800)	-	-	-	-	-	(59,800)
	TOTAL PUBLIC WORKS PERSONNEL REQUESTS					(16,500)	188,600	-	-	-	-	172,100

Goals and Objectives: 2020-2021 Budget

DEPARTMENT: **PUBLIC WORKS**

FUND: **CORPORATE**

COST CENTER: **ADMINISTRATION**

ACCOUNT NUMBER: **01.08.20.101**

REQUEST TYPE: **PERSONNEL**

GOAL DESCRIPTION:

Landscape and Grounds Add (2) Laborers

GOAL OBJECTIVE:

Landscape and Grounds Add (2) Laborers

COST: $156,400

Goals and Objectives: 2020-2021 Budget

DEPARTMENT: **PUBLIC WORKS**

FUND: **CORPORATE**

COST CENTER: **ADMINISTRATION**

ACCOUNT NUMBER: **01.08.20.101**

REQUEST TYPE: **PERSONNEL**

GOAL DESCRIPTION:

Landscape and Grounds Eliminate (1) Laborer

GOAL OBJECTIVE:

Landscape and Grounds Eliminate (1) Laborer

COST: **-**$113,100

Goals and Objectives: 2020-2021 Budget

DEPARTMENT: **PUBLIC WORKS**

FUND: **CORPORATE**

COST CENTER: **ADMINISTRATION**

ACCOUNT NUMBER: **VARIOUS**

REQUEST TYPE: **PERSONNEL**

GOAL DESCRIPTION:

Engineering Restructure

GOAL OBJECTIVE:

Engineering Restructure

COST: **-**$59,800

CAPITAL REQUESTS

VILLAGE OF ROMEOVILLE

PUBLIC WORKS BUDGETED CAPITAL IMPROVEMENT PLAN

FISCAL YEARS 2020-21

ACCOUNT NUMBER	CAPITAL PROJECT	DEPARTMENT	BUDGETED REQUESTS 2020-21
CORPORATE FUND			
01.08.08.402	Coil Replacements on VH Chillers	PUBLIC WORKS	20,000
01.08.14.402	Catwalk for Fuel Tanks	PUBLIC WORKS	5,000
01.08.14.408	Forklift for shop	PUBLIC WORKS	22,000
01.08.15.402	Street Resurfacing (Collector and In-House)	PUBLIC WORKS	1,793,000
01.08.15.402	Asphalt Crack Sealing	PUBLIC WORKS	200,000
01.08.15.402	CMP Storm Sewer Lining	PUBLIC WORKS	200,000
01.08.15.402	Street Patching/Joint Patching	PUBLIC WORKS	100,000
01.08.15.402	NPDES - Phase 2	PUBLIC WORKS	30,000
01.08.15.402	135th Street Bridge Inspection	PUBLIC WORKS	20,000
01.08.15.402	Rt 53/Normantown Pedestrian Crossing & Sidewalk Connections	PUBLIC WORKS	160,000
01.08.15.408	Chipper	PUBLIC WORKS	83,000
01.08.15.408	Henke Severe Duty V Plow	PUBLIC WORKS	18,000
01.08.15.408	Anti-Icing Containment - Budler	PUBLIC WORKS	60,000
01.08.15.408	Refurbish Dump Trucks	PUBLIC WORKS	20,000
01.08.15.409	Grand Blvd Multi-Use Path	PUBLIC WORKS	200,000
01.08.15.409	Hampton Park Decorative Lighting	PUBLIC WORKS	500,000
01.08.15.409	Decorative Street Signs (Hampton Park)	PUBLIC WORKS	30,000
01.08.15.409	Normantown Gap Lighting	PUBLIC WORKS	85,000
01.08.15.410	4x4 Pickup Truck w/plow equipment & Lift Gate	PUBLIC WORKS	45,000
01.08.20.402	Floodplain Management	PUBLIC WORKS	25,000
01.08.20.408	Mower Replacement	PUBLIC WORKS	19,000
01.08.20.408	Trailer	PUBLIC WORKS	10,000
01.08.20.408	Wide Area Mower	PUBLIC WORKS	60,000
01.08.20.410	Pickup Trucks/SUVS (4x4)	PUBLIC WORKS	45,000
	TOTAL PUBLIC WORKS CORPORATE FUND		**3,750,000**
LOCAL GAS TAX FUND			
21.08.02.409	Street Resurfacing (Collector and In-House)	PUBLIC WORKS	350,000
21.08.02.409	135th St Bridge Repairs	PUBLIC WORKS	400,000
21.08.02.409	Airport Rd I-55 Interchange	PUBLIC WORKS	50,000
	TOTAL LOCAL GAS TAX FUND		**800,000**
2001 A CONSTRUCTION FUND			
51.02.02.409	Street Resurfacing (Collector & In-House)	2001 BOND CONSTRUCTION	60,000
51.02.02.409	Murphy Drive Island	2001 BOND CONSTRUCTION	200,000
51.02.02.409	Normantown Road Islands	2001 BOND CONSTRUCTION	250,000
51.02.02.409	Weber Road Island Electric	2001 BOND CONSTRUCTION	75,000
51.02.02.409	Beverly Griffith Park	2001 BOND CONSTRUCTION	150,000
	TOTAL 2001 A CONSTRUCTION FUND		**735,000**

VILLAGE OF ROMEOVILLE

PUBLIC WORKS BUDGETED CAPITAL IMPROVEMENT PLAN

FISCAL YEARS 2020-21

ACCOUNT NUMBER	CAPITAL PROJECT	DEPARTMENT	BUDGETED REQUESTS 2020-21
MARQUETTE TIF FUND			
54.02.02.409	Marquette Business Park Street Resurfacing	PUBLIC WORKS	100,000
	TOTAL MARQUETTE TIF FUND		**100,000**
FACILITY CONSTRUCTION FUND			
59.08.02.405	Target Land Purchase	FACILITY CONSTRUCTION	2,000,000
59.08.02.405	Diocese Lands Purchase	FACILITY CONSTRUCTION	2,700,000
59.08.02.406	Public Works Facility Site Improvements Phase II	FACILITY CONSTRUCTION	1,200,000
59.08.02.407	Diocese Development	FACILITY CONSTRUCTION	2,580,000
59.08.02.407	Target Build Out/Architectual Fees	FACILITY CONSTRUCTION	200,000
59.08.02.407	Storage Deer Crossing	FACILITY CONSTRUCTION	200,000
59.08.02.409	Pinnacle Drive Extention	FACILITY CONSTRUCTION	3,000,000
			11,880,000
WATER & SEWER FUND			
60.08.01.402	GASB 34 Accounting	PUBLIC WORKS	2,000
60.08.01.402	Arch Services	PUBLIC WORKS	50,000
60.08.01.407	PW Facility Site Improvements	PUBLIC WORKS	10,000
60.08.22.401	Fairfax Water Tank Painting	PUBLIC WORKS	875,000
60.08.22.401	Variable Frequency Drive - Well #11	PUBLIC WORKS	450,000
60.08.22.402	Yearly Valve Exercising and Repairs	PUBLIC WORKS	75,000
60.08.22.402	Reservoir Dive Inspection and Cleaning	PUBLIC WORKS	15,000
60.08.22.408	Turf Matting	PUBLIC WORKS	5,000
60.08.22.409	Watermain Rehabilitation	PUBLIC WORKS	1,100,000
60.08.22.410	6 Wheel Dump Truck	PUBLIC WORKS	300,000
60.08.22.410	2 - Pick Up Trucks	PUBLIC WORKS	45,000
60.08.22.410	Pick Up Truck/Van	PUBLIC WORKS	15,000
60.08.22.410	Crane Truck	PUBLIC WORKS	90,000
60.08.22.410	Trailers	PUBLIC WORKS	15,000
60.08.22.410	2-1/2 Ton Dump Truck	PUBLIC WORKS	480,000
60.08.22.410	Forklift	PUBLIC WORKS	22,000
60.08.24.408	Lift Station Enclosure Replacements	PUBLIC WORKS	50,000
60.08.24.408	30 KW Generator	PUBLIC WORKS	45,000
60.08.24.409	Lakewood North Pit Repairs - Valves & Forcemain	PUBLIC WORKS	70,000
60.08.24.409	Inflow & Infiltration Project	PUBLIC WORKS	200,000
60.08.40.406	PW Site Improvements Phase 2 (2019 Bonds)	PUBLIC WORKS	1,800,000
60.08.40.409	Infrastructure Improvements (2019 Bonds)	PUBLIC WORKS	8,400,000
	TOTAL WATER & SEWER FUND		**14,114,000**
2004 BOND CONSTRUCTION FUND			
63.02.02.409	Street Resurfacing (Collector & In-House)	2004 BOND CONSTRUCTION	100,000
63.02.02.409	Taylor Road Traffic Signal	2004 BOND CONSTRUCTION	250,000
	TOTAL 2004 BOND CONSTRUCTION FUND		**350,000**
INDEPENDENCE TIF			
78.02.02.405	Cornerstone Park	INDEPENDENCE TIF	650,000
			650,000
	TOTAL PUBLIC WORKS CAPITAL		**23,499,000**

VILLAGE OF ROMEOVILLE

PUBLIC WORKS CAPITAL IMPROVEMENT PLAN

FISCAL YEARS 2020-21 TO 2024-25

ACCOUNT NUMBER	CAPITAL PROJECT	DEPARTMENT	DEPT RANK	2020-21	2021-22	2022-23	2023-24	2024-25	TOTAL	FUNDING
01.08.08.402	Miscellaneous Public Works Facility Improvements	PUBLIC WORKS		-	20,000	20,000	20,000	20,000	80,000	GENERAL CORPORATE
01.08.08.402	Security Device Installations	PUBLIC WORKS		-	50,000	-	-	-	50,000	GENERAL CORPORATE
01.08.08.402	Coil Replacements on VH Chillers	PUBLIC WORKS		20,000	-	-	-	-	20,000	GENERAL CORPORATE
01.08.08.402	Reshingle Salt Dome at Budler Road	PUBLIC WORKS		-	70,000	-	-	-	70,000	GENERAL CORPORATE
01.08.14.402	Catwalk for Fuel Tanks	PUBLIC WORKS		5,000	-	-	-	-	5,000	GENERAL CORPORATE
01.08.14.408	Forklift for shop	PUBLIC WORKS		22,000	-	-	-	-	22,000	GENERAL CORPORATE
01.08.14.410	Utility Body Truck	PUBLIC WORKS		-	-	-	40,000	-	40,000	GENERAL CORPORATE
01.08.15.402	Street Resurfacing (Collector and In-House)	PUBLIC WORKS		1,793,000	1,860,000	2,725,000	2,825,000	2,495,000	11,698,000	GENERAL CORPORATE
01.08.15.402	Asphalt Crack Sealing	PUBLIC WORKS		200,000	200,000	200,000	200,000	200,000	1,000,000	GENERAL CORPORATE
01.08.15.402	CMP Storm Sewer Lining	PUBLIC WORKS		200,000	200,000	200,000	200,000	200,000	1,000,000	GENERAL CORPORATE
01.08.15.402	Street Patching/Joint Patching	PUBLIC WORKS		100,000	100,000	100,000	100,000	100,000	500,000	GENERAL CORPORATE
01.08.15.402	NPDES - Phase 2	PUBLIC WORKS		30,000	30,000	30,000	30,000	30,000	150,000	GENERAL CORPORATE
01.08.15.402	135th Street Bridge Inspection	PUBLIC WORKS		20,000	20,000	20,000	20,000	20,000	100,000	GENERAL CORPORATE
01.08.15.402	Rt 53/Normantown Pedestrian Crossing & Sidewalk Connections	PUBLIC WORKS		160,000	-	-	-	-	160,000	GENERAL CORPORATE
01.08.15.402	Route 53 and 135th Street Intersection Improvements	PUBLIC WORKS		-	450,000	-	-	-	450,000	GENERAL CORPORATE
01.08.15.402	2 - Small Stainless Steel Spreaders	PUBLIC WORKS		-	15,000	-	-	-	15,000	GENERAL CORPORATE
01.08.15.402	Large Stainless Steel Spreader	PUBLIC WORKS		-	12,000	-	-	-	12,000	GENERAL CORPORATE
01.08.15.402	Romeoville Prairie Bike Path Design/Permitting	PUBLIC WORKS		-	-	-	-	100,000	100,000	GENERAL CORPORATE
01.08.15.402	Portable Wireless Communication System	PUBLIC WORKS		-	40,000	-	-	-	40,000	GENERAL CORPORATE
01.08.15.408	Asphalt Compactor (Roller)	PUBLIC WORKS		-	-	-	-	60,000	60,000	GENERAL CORPORATE
01.08.15.408	Chipper	PUBLIC WORKS		83,000	-	-	-	90,000	173,000	GENERAL CORPORATE
01.08.15.408	Henke Severe Duty V Plow	PUBLIC WORKS		18,000	-	-	-	-	18,000	GENERAL CORPORATE
01.08.15.408	Message Boards - Ribfest	PUBLIC WORKS		-	-	-	-	50,000	50,000	GENERAL CORPORATE
01.08.15.408	Anti-Icing Containment - Budler	PUBLIC WORKS		60,000	-	-	-	-	60,000	GENERAL CORPORATE
01.08.15.408	Refurbish Dump Trucks	PUBLIC WORKS		20,000	20,000	20,000	20,000	20,000	100,000	GENERAL CORPORATE
01.08.15.409	Grand Blvd Multi-Use Path	PUBLIC WORKS		200,000	-	-	-	-	200,000	GENERAL CORPORATE
01.08.15.409	Hampton Park Decorative Lighting	PUBLIC WORKS		500,000	300,000	300,000	300,000	300,000	1,700,000	GENERAL CORPORATE
01.08.15.409	Decorative Street Signs (Hampton Park)	PUBLIC WORKS		30,000	30,000	30,000	30,000	30,000	150,000	GENERAL CORPORATE
01.08.15.409	Normantown Gap Lighting	PUBLIC WORKS		85,000	-	-	-	-	85,000	GENERAL CORPORATE
01.08.15.410	De-icing Pretreatment Equipment	PUBLIC WORKS		-	50,000	-	-	-	50,000	GENERAL CORPORATE
01.08.15.410	One Ton Dump Trucks (2)	PUBLIC WORKS		-	220,000	-	-	-	220,000	GENERAL CORPORATE
01.08.15.410	4x4 Pickup Truck w/plow equipment & Lift Gate	PUBLIC WORKS		45,000	-	-	-	-	45,000	GENERAL CORPORATE
01.08.20.402	Floodplain Management	PUBLIC WORKS		25,000	25,000	25,000	25,000	25,000	125,000	GENERAL CORPORATE
01.08.20.408	Mower Replacement	PUBLIC WORKS		19,000	38,000	40,000	40,000	40,000	177,000	GENERAL CORPORATE
01.08.20.408	Trailer	PUBLIC WORKS		10,000	-	-	-	-	10,000	GENERAL CORPORATE
01.08.20.408	Wide Area Mower	PUBLIC WORKS		60,000	-	-	-	-	60,000	GENERAL CORPORATE

01.08.20.408	Flex-Wing Grooming Mower	PUBLIC WORKS	-	-	25,000	-	-	25,000	GENERAL CORPORATE
01.08.20.409	Heritage Place Pond Stabilization & Improvements	PUBLIC WORKS	-	500,000	-	-	-	500,000	GENERAL CORPORATE
01.08.20.410	Pickup Trucks/SUVS (4x4)	PUBLIC WORKS	45,000	-	-	-	45,000	90,000	GENERAL CORPORATE
	TOTAL CORPORATE FUND		**3,750,000**	**4,250,000**	**3,735,000**	**3,850,000**	**3,825,000**	**19,410,000**	
21.08.02.409	Street Resurfacing (Collector and In-House)	PUBLIC WORKS	350,000	450,000	450,000	450,000	450,000	2,150,000	LOCAL GAS TAX
21.08.02.409	135th St Bridge Repairs	PUBLIC WORKS	400,000	50,000	50,000	50,000	50,000	600,000	LOCAL GAS TAX
21.08.02.409	Airport Rd I-55 Interchange	PUBLIC WORKS	50,000	-	-	-	-	50,000	LOCAL GAS TAX
21.08.02.409	Taylor Rd Bike Path - Removal & Replacement	PUBLIC WORKS	-	-	500,000	-	-	500,000	LOCAL GAS TAX
	TOTAL LOCAL GAS TAX FUND		**800,000**	**500,000**	**1,000,000**	**500,000**		**2,800,000**	
51.02.02.409	Street Resurfacing (Collector & In-House)	2001 BOND CONSTRUCTION	60,000	60,000	60,000	60,000	60,000	300,000	2001 BOND CONSTRUCTION
51.02.02.409	Murphy Drive Island	2001 BOND CONSTRUCTION	200,000						2001 BOND CONSTRUCTION
51.02.02.409	Normantown Road Islands	2001 BOND CONSTRUCTION	250,000						2001 BOND CONSTRUCTION
51.02.02.409	Weber Road Island Electric	2001 BOND CONSTRUCTION	75,000						2001 BOND CONSTRUCTION
51.02.02.409	Beverly Griffith Park	2001 BOND CONSTRUCTION	150,000						2001 BOND CONSTRUCTION
	TOTAL 2001 A CONSTRUCTION FUND		**735,000**	**60,000**	**60,000**	**60,000**	**60,000**	**300,000**	
53.02.02.409	135th Street Redevelopment	PUBLIC WORKS	-	-	-	-	350,000	350,000	DOWNTOWN TIF
53.02.02.409	West Phelps Stormwater Extension	PUBLIC WORKS	-	250,000	-	-	-	250,000	DOWNTOWN TIF
53.02.02.409	Off Site & Commercial Outlot Improvements	PUBLIC WORKS	-	100,000	-	-	-	100,000	DOWNTOWN TIF
53.02.02.409	Honeytree Drainage	PUBLIC WORKS	-	-	-	-	100,000	100,000	DOWNTOWN TIF
	TOTAL DOWNTOWN TIF		**-**	**350,000**	**-**	**-**	**450,000**	**800,000**	
54.02.02.409	Marquette Business Park Patching	PUBLIC WORKS	-	-	-	-	50,000	50,000	MARQUETTE TIF
54.02.02.409	Marquette Business Park Crack Sealing, Sealcoating, striping	PUBLIC WORKS			50,000	-		50,000	MARQUETTE TIF
54.02.02.409	Marquette Business Park Street Resurfacing	PUBLIC WORKS	100,000	-	-	-		100,000	MARQUETTE TIF
	TOTAL MARQUETTE TIF FUND		**100,000**	**-**	**50,000**	**-**		**150,000**	
59.08.02.405	Target Land Purchase	FACILITY CONSTRUCTION	2,000,000	-	-	-	-	2,000,000	FACILITY CONSTRUCTION FUI
59.08.02.405	Diocese Lands Purchase	FACILITY CONSTRUCITON	2,700,000	-	-	-	-	2,700,000	FACILITY CONSTRUCTION FUI
59.08.02.406	Public Works Facility Site Improvements Phase II	FACILITY CONSTRUCITON	1,200,000	-	-	-	-	1,200,000	FACILITY CONSTRUCTION FUI
59.08.02.407	Diocese Development	FACILITY CONSTRUCTION	2,580,000					2,580,000	FACILITY CONSTRUCTION FUI
59.08.02.407	Target Build Out/Architectual Fees	FACILITY CONSTRUCITON	200,000					200,000	FACILITY CONSTRUCTION FUI
59.08.02.407	Storage Deer Crossing	FACILITY CONSTRUCITON	200,000					200,000	FACILITY CONSTRUCTION FUI
59.08.02.409	Pinnacle Drive Extension	FACILITY CONSTRUCTION	3,000,000					3,000,000	FACILITY CONSTRUCTION FUI
	TOTAL FACILITY CONSTRUCTION FUND		**11,880,000**	**-**	**-**	**-**	**-**	**11,880,000**	
60.08.01.402	GASB 34 Accounting	PUBLIC WORKS	2,000	2,000	2,000	2,000	2,000	10,000	WATER & SEWER
60.08.01.402	Archetectual Services	PUBLIC WORKS	50,000	-	-	-	-	50,000	WATER & SEWER

60.08.01.407	PW Facility Site Improvements	PUBLIC WORKS	10,000	10,000	10,000	10,000	10,000	50,000	WATER & SEWER
60.08.22.401	Fairfax Water Tank Painting	PUBLIC WORKS	875,000	-	-	-	-	875,000	WATER & SEWER
60.08.22.401	Variable Frequency Drive - Well #11	PUBLIC WORKS	450,000	-	-	-	-	450,000	WATER & SEWER
60.08.22.402	Yearly Valve Exercising and Repairs	PUBLIC WORKS	75,000	75,000	75,000	75,000	75,000	375,000	WATER & SEWER
60.08.22.402	Reservoir Dive Inspection and Cleaning	PUBLIC WORKS	15,000	15,000	15,000	15,000	15,000	75,000	WATER & SEWER
60.08.22.408	Wheel Loader	PUBLIC WORKS	-	-	-	180,000	-	180,000	WATER & SEWER
60.08.22.408	Backhoe	PUBLIC WORKS	-	-	-	120,000	-	120,000	WATER & SEWER
60.08.22.408	Turf Matting	PUBLIC WORKS	5,000	-	-	-	-	5,000	WATER & SEWER
60.08.22.409	Marquette Wellhouse Site Improvements	PUBLIC WORKS	-	1,000,000	-	-	-	1,000,000	WATER & SEWER
60.08.22.409	Watermain Rehabilitation	PUBLIC WORKS	1,100,000	-	-	-	-	1,100,000	WATER & SEWER
60.08.22.410	6 Wheel Dump Truck	PUBLIC WORKS	300,000	-	320,000	-	320,000	940,000	WATER & SEWER
60.08.22.410	One Ton Dump Truck	PUBLIC WORKS	-	90,000	-	90,000	-	180,000	WATER & SEWER
60.08.22.410	2 - Pick Up Trucks	PUBLIC WORKS	45,000	90,000	90,000	90,000	90,000	405,000	WATER & SEWER
60.08.22.410	Pick Up Truck/Van	PUBLIC WORKS	15,000	-	15,000	-	15,000	45,000	WATER & SEWER
60.08.22.410	Crane Truck	PUBLIC WORKS	90,000	-	-	-	-	90,000	WATER & SEWER
60.08.22.410	Trailers	PUBLIC WORKS	15,000	-	15,000	-	15,000	45,000	WATER & SEWER
60.08.22.410	2-1/2 Ton Dump Truck	PUBLIC WORKS	480,000	240,000	240,000	240,000	240,000	1,440,000	WATER & SEWER
60.08.22.410	Forklift	PUBLIC WORKS	22,000	-	-	-	-	22,000	WATER & SEWER
60.08.23.409	Excess Flow Room Bar Screen	PUBLIC WORKS	-	300,000	-	-	-	300,000	WATER & SEWER
60.08.23.410	Service Body Truck	PUBLIC WORKS	-	65,000	-	-	-	65,000	WATER & SEWER
60.08.24.408	Lift Station Enclosure Replacements	PUBLIC WORKS	50,000	-	-	-	-	50,000	WATER & SEWER
60.08.24.408	30 KW Generator	PUBLIC WORKS	45,000	-	-	-	-	45,000	WATER & SEWER
60.08.24.409	Lakewood North Pit Repairs - Valves & Forcemain	PUBLIC WORKS	70,000	-	-	-	-	70,000	WATER & SEWER
60.08.24.409	Inflow & Infiltration Project	PUBLIC WORKS	200,000	250,000	250,000	250,000	250,000	1,200,000	WATER & SEWER
60.08.24.410	HydroVac Truck	PUBLIC WORKS	-	-	-	-	420,000	420,000	WATER & SEWER
60.08.24.410	4x4 Pick-Up Truck	PUBLIC WORKS	-	40,000	-	-	-	40,000	WATER & SEWER
60.08.24.410	2 - Pick Up Trucks with Lift Gates	PUBLIC WORKS	-	-	90,000	-	-	90,000	WATER & SEWER
60.08.40.406	PW Site Improvements Phase 2 (2019 Bonds)	PUBLIC WORKS	1,800,000	-	-	-	-	1,800,000	WATER & SEWER
60.08.40.409	Infrastructure Improvements (2019 Bonds)	PUBLIC WORKS	8,400,000	-	-	-	-	8,400,000	WATER & SEWER
	TOTAL WATER & SEWER		**14,114,000**	**2,177,000**	**1,122,000**	**1,072,000**	**1,452,000**	**19,937,000**	
63.02.02.409	Street Resurfacing (Collector & In-House)	2004 BOND CONSTRUCTION	100,000	100,000	100,000	100,000	100,000	500,000	2004 BOND CONSTRUCTION
63.02.02.409	Taylor Road Traffic Signal	2004 BOND CONSTRUCTION	250,000	-	-	-	-	250,000	2004 BOND CONSTRUCTION
	TOTAL 2004 BOND CONSTRUCTION FUND		**350,000**	**100,000**	**100,000**	**100,000**	**100,000**	**750,000**	
78.02.02.405	Cornerstone Park	INDEPENDENCE TIF	650,000	-	-	-	-	650,000	INDEPENDENCE TIF
	TOTAL 2004 BOND CONSTRUCTION FUND		**650,000**	**-**	**-**	**-**	**-**	**650,000**	
	TOTAL PUBLIC WORKS DEPARTMENT CAPITAL REQUESTS		**32,379,000**	**7,437,000**	**6,067,000**	**5,582,000**	**5,887,000**	**56,027,000**	

Goals and Objectives: 2020-2021 Budget

DEPARTMENT: **PUBLIC WORKS**

FUND: **GENERAL CORPORATE**

COST CENTER: **BUILDINGS**

ACCOUNT NUMBER: **01.08.08.402**

REQUEST TYPE: **PROJECT**

GOAL DESCRIPTION:

Coil replacement on VH Chillers

GOAL OBJECTIVE:

Replace the coils on the chillers at VH to ensure adequate HVAC functions

COST: $20,000

Goals and Objectives: 2020-2021 Budget

DEPARTMENT: **PUBLIC WORKS**

FUND: **GENERAL CORPORATE**

COST CENTER: **MOTOR POOL**

ACCOUNT NUMBER: **01.08.14.402**

REQUEST TYPE: **PROJECT**

GOAL DESCRIPTION:

Install a catwalk around the fuel tanks for safety

GOAL OBJECTIVE:

Staircase/catwalk installation around new fuel tanks for safety

COST: $5,000

Goals and Objectives: 2020-2021 Budget

DEPARTMENT: **PUBLIC WORKS**

FUND: **GENERAL CORPORATE**

COST CENTER: **MOTOR POOL**

ACCOUNT NUMBER: **01.08.14.408**

REQUEST TYPE: **EQUIPMENT**

GOAL DESCRIPTION:

Forklift for fleet shop

GOAL OBJECTIVE:

Assist in unloading deliveries and equipment repairs

COST: $22,000

Goals and Objectives: 2020-2021 Budget

DEPARTMENT: **PUBLIC WORKS**

FUND: **GENERAL CORPORATE**

COST CENTER: **STREETS**

ACCOUNT NUMBER: **01.08.15.402**

REQUEST TYPE: **PROJECT**

GOAL DESCRIPTION:

Street Resurfacing Program

GOAL OBJECTIVE:

Rehabilitation of various streets of the Village in order to maintain an acceptable level of serviceability.

COST: $1,793,000

Goals and Objectives: 2020-2021 Budget

DEPARTMENT: **PUBLIC WORKS**

FUND: **GENERAL CORPORATE**

COST CENTER: **STREETS**

ACCOUNT NUMBER: **01.08.15.402**

REQUEST TYPE: **PROGRAM**

GOAL DESCRIPTION:

Asphalt Crack Sealing

GOAL OBJECTIVE:

Crack sealing the asphalt pavement of various streets of the Village in order to increase the amount of time before rehabilitation of the street is required.

COST: $200,000

Goals and Objectives: 2020-2021 Budget

DEPARTMENT: **PUBLIC WORKS**

FUND: **GENERAL CORPORATE**

COST CENTER: **STREETS**

ACCOUNT NUMBER: **01.08.15.402**

REQUEST TYPE: **PROJECT**

GOAL DESCRIPTION:

CMP Storm Sewer Lining

GOAL OBJECTIVE:

Lining of the CMP storm sewers in various locations to eliminate infiltration and stabilize the infrastructure

COST: $200,000

Goals and Objectives: 2020-2021 Budget

DEPARTMENT: **PUBLIC WORKS**

FUND: **GENERAL CORPORATE**

COST CENTER: **STREETS**

ACCOUNT NUMBER: **01.08.15.402**

REQUEST TYPE: **PROJECT**

GOAL DESCRIPTION:

Street patching/Joint Patching

GOAL OBJECTIVE:

Maintain serviceability of streets as conditions degrade

COST: $100,000

Goals and Objectives: 2020-2021 Budget

DEPARTMENT: **PUBLIC WORKS**

FUND: **GENERAL CORPORATE**

COST CENTER: **STREETS**

ACCOUNT NUMBER: **01.08.15.402**

REQUEST TYPE: **PROGRAM**

GOAL DESCRIPTION:

NPDES – Phase 2

GOAL OBJECTIVE:

Requirement mandated by USEPA

COST: $30,000

Goals and Objectives: 2020-2021 Budget

DEPARTMENT: **PUBLIC WORKS**

FUND: **GENERAL CORPORATE**

COST CENTER: **STREETS**

ACCOUNT NUMBER: **01.08.15.402**

REQUEST TYPE: **PROJECT**

GOAL DESCRIPTION:

135th Bridge Inspection

GOAL OBJECTIVE:

COST: $20,000

Goals and Objectives: 2020-2021 Budget

DEPARTMENT: **PUBLIC WORKS**

FUND: **GENERAL CORPORATE**

COST CENTER: **STREETS**

ACCOUNT NUMBER: **01.08.15.402**

REQUEST TYPE: **PROJECT**

GOAL DESCRIPTION:

Romeo Rd/Rt 53 and Normantown Road Crossings

GOAL OBJECTIVE:

Install a pedestrian crossing

COST: $160,000

Goals and Objectives: 2020-2021 Budget

DEPARTMENT: **PUBLIC WORKS**

FUND: **GENERAL CORPORATE**

COST CENTER: **STREETS**

ACCOUNT NUMBER: **01.08.15.408**

REQUEST TYPE: **PROJECT**

GOAL DESCRIPTION:

Liquid Anti-Icing Containment at Budler Rd Salt Dome

GOAL OBJECTIVE:

COST: $60,000

Goals and Objectives: 2020-2021 Budget

DEPARTMENT: **PUBLIC WORKS**

FUND: **GENERAL CORPORATE**

COST CENTER: **STREETS**

ACCOUNT NUMBER: **01.08.15.408**

REQUEST TYPE: **EQUIPMENT**

GOAL DESCRIPTION:

Refurbish Dump Trucks

GOAL OBJECTIVE:

Refurbish existing dump trucks to extend the life of the vehicles

COST: $20,000

Goals and Objectives: 2020-2021 Budget

DEPARTMENT: **PUBLIC WORKS**

FUND: **GENERAL CORPORATE**

COST CENTER: **STREETS**

ACCOUNT NUMBER: **01.08.15.409**

REQUEST TYPE: **PROJECT**

GOAL DESCRIPTION:

Multi-use patch along Grand Boulevard – 135th Street to Village Hall

GOAL OBJECTIVE:

COST: $200,000

Goals and Objectives: 2020-2021 Budget

DEPARTMENT: **PUBLIC WORKS**

FUND: **GENERAL CORPORATE**

COST CENTER: **STREETS**

ACCOUNT NUMBER: **01.08.15.409**

REQUEST TYPE: **PROJECT**

GOAL DESCRIPTION:

Hampton Park Decorative Lighting Construction – Phase 5

GOAL OBJECTIVE:

COST: $500,000

Goals and Objectives: 2020-2021 Budget

DEPARTMENT: **PUBLIC WORKS**

FUND: **GENERAL CORPORATE**

COST CENTER: **STREETS**

ACCOUNT NUMBER: **01.08.15.409**

REQUEST TYPE: **PROJECT**

GOAL DESCRIPTION:

Decorative street sign posts (Hampton Park)

GOAL OBJECTIVE:

Upgrade sign posts in conjunction with ornamental street lighting project

COST: $30,000

Goals and Objectives: 2020-2021 Budget

DEPARTMENT: **PUBLIC WORKS**

FUND: **GENERAL CORPORATE**

COST CENTER: **STREETS**

ACCOUNT NUMBER: **01.08.15.409**

REQUEST TYPE: **PROJECT**

GOAL DESCRIPTION:

Normantown Road Gap Lighting

GOAL OBJECTIVE:

COST: $85,000

Goals and Objectives: 2020-2021 Budget

DEPARTMENT: **PUBLIC WORKS**

FUND: **GENERAL CORPORATE**

COST CENTER: **STREETS**

ACCOUNT NUMBER: **01.08.15.410**

REQUEST TYPE: **EQUIPMENT**

GOAL DESCRIPTION:

4x4 Pickup truck with Snowplow and Lift Gate

GOAL OBJECTIVE:

Replacing older Pickup Truck in fleet

COST: $45,000

Goals and Objectives: 2020-2021 Budget

DEPARTMENT: **PUBLIC WORKS**

FUND: **GENERAL CORPORATE**

COST CENTER: **GROUNDS**

ACCOUNT NUMBER: **01.08.20.402**

REQUEST TYPE: **PROGRAM**

GOAL DESCRIPTION:

Floodplain Management

GOAL OBJECTIVE:

Requirement mandated by FEMA

COST: $25,000

Goals and Objectives: 2020-2021 Budget

DEPARTMENT: **PUBLIC WORKS**

FUND: **GENERAL CORPORATE**

COST CENTER: **GROUNDS**

ACCOUNT NUMBER: **01.08.20.408**

REQUEST TYPE: **EQUIPMENT**

GOAL DESCRIPTION:

John Deere 997 Mower Replacement

GOAL OBJECTIVE:

Replacement of deficient John Deere 997 Mower

COST: $19,000

Goals and Objectives: 2020-2021 Budget

DEPARTMENT: **PUBLIC WORKS**

FUND: **GENERAL CORPORATE**

COST CENTER: **GROUNDS**

ACCOUNT NUMBER: **01.08.20.408**

REQUEST TYPE: **EQUIPMENT**

GOAL DESCRIPTION:

Trailer

GOAL OBJECTIVE:

Purchase additional 18' enclosed trailer that would be utilized for lawn equipment during mowing season and placed at the train station during the winter months to store the snow removal equipment needed on site.

COST: $10,000

Goals and Objectives: 2020-2021 Budget

DEPARTMENT: **PUBLIC WORKS**

FUND: **GENERAL CORPORATE**

COST CENTER: **GROUNDS**

ACCOUNT NUMBER: **01.08.20.408**

REQUEST TYPE: **EQUIPMENT**

GOAL DESCRIPTION:

JD1600 Turbo Commercial Wide Area Mower

GOAL OBJECTIVE:

Purchase an additional wide area mower to handle the additional areas that have been added and handle future expansion. Has the ability to cover a large area and still have the ability to fold up and perform in a tight location.

COST: $60,000

Goals and Objectives: 2020-2021 Budget

DEPARTMENT: **PUBLIC WORKS**

FUND: **GENERAL CORPORATE**

COST CENTER: **GROUNDS**

ACCOUNT NUMBER: **01.08.20.410**

REQUEST TYPE: **EQUIPMENT**

GOAL DESCRIPTION:

Pickup truck/SUV

GOAL OBJECTIVE:

Replacement of existing vehicle in fleet

COST: $45,000

Goals and Objectives: 2020-2021 Budget

DEPARTMENT: **PUBLIC WORKS**

FUND: **LOCAL GAS TAX FUND**

COST CENTER: **OPERATIONS**

ACCOUNT NUMBER: **21.08.02.409**

REQUEST TYPE: **PROJECT**

GOAL DESCRIPTION:

Street Resurfacing Program

GOAL OBJECTIVE:

Rehabilitation of various streets of the Village in order to maintain an acceptable level of serviceability.

COST: $350,000

Goals and Objectives: 2020-2021 Budget

DEPARTMENT: **PUBLIC WORKS**

FUND: **LOCAL GAS TAX FUND**

COST CENTER: **OPERATIONS**

ACCOUNT NUMBER: **21.08.02.409**

REQUEST TYPE: **PROJECT**

GOAL DESCRIPTION:

135th Street Bridge Repairs

GOAL OBJECTIVE:

Minor repairs of bridge components in order to maintain bridges in good condition.

COST: $400,000

Goals and Objectives: 2020-2021 Budget

DEPARTMENT: **PUBLIC WORKS**

FUND: **LOCAL GAS TAX FUND**

COST CENTER: **OPERATIONS**

ACCOUNT NUMBER: **21.08.02.409**

REQUEST TYPE: **PROJECT**

GOAL DESCRIPTION:

Airport Road and I-55 Interchange

GOAL OBJECTIVE:

COST: $50,000

Goals and Objectives: 2020-2021 Budget

DEPARTMENT: **PUBLIC WORKS**

FUND: **BOND CONSTRUCTION FUND**

COST CENTER: **OPERATIONS**

ACCOUNT NUMBER: **51.02.02.409**

REQUEST TYPE: **PROJECT**

GOAL DESCRIPTION:

Street Resurfacing Program

GOAL OBJECTIVE:

Rehabilitation of various streets of the Village in order to maintain an acceptable level of serviceability.

Street Resurfacing Program will be accomplished by utilizing funds from the multiple account sources listed below:

COST: $60,000

Goals and Objectives: 2020-2021 Budget

DEPARTMENT: **PUBLIC WORKS**

FUND: **BOND CONSTRUCTION FUND**

COST CENTER: **OPERATIONS**

ACCOUNT NUMBER: **51.02.02.409**

REQUEST TYPE: **PROJECT**

GOAL DESCRIPTION:

Murphy Drive Island

GOAL OBJECTIVE:

Murphy Drive Island

COST: $200,000

Goals and Objectives: 2020-2021 Budget

DEPARTMENT: **PUBLIC WORKS**

FUND: **BOND CONSTRUCTION FUND**

COST CENTER: **OPERATIONS**

ACCOUNT NUMBER: **51.02.02.409**

REQUEST TYPE: **PROJECT**

GOAL DESCRIPTION:

Normantown Road Islands

GOAL OBJECTIVE:

Normantown Road Islands

COST: $250,000

Goals and Objectives: 2020-2021 Budget

DEPARTMENT: **PUBLIC WORKS**

FUND: **MARQUETTE TIF**

COST CENTER: **OPERATIONS**

ACCOUNT NUMBER: **54.02.02.409**

REQUEST TYPE: **PROJECT**

GOAL DESCRIPTION:

Marquette Business Park Street Resurfacing

GOAL OBJECTIVE:

Resurface streets throughout business park

COST: $100,000

Goals and Objectives: 2020-2021 Budget

DEPARTMENT: **ADMINISTRATION**

FUND: **FACILITY CONSTRUCTION**

COST CENTER: **ADMINISTRATION**

ACCOUNT NUMBER: **59.08.02.405**

REQUEST TYPE: **PROJECT**

GOAL DESCRIPTION:

Target Land Purchase

GOAL OBJECTIVE:

Target Land Purchase

COST: $2,000,000

Goals and Objectives: 2020-2021 Budget

DEPARTMENT: **ADMINISTRATION**

FUND: **FACILITY CONSTRUCTION**

COST CENTER: **ADMINISTRATION**

ACCOUNT NUMBER: **59.08.02.405**

REQUEST TYPE: **PROJECT**

GOAL DESCRIPTION:

Diocese Land Purchase

GOAL OBJECTIVE:

Diocese Land Purchase

COST: $2,700,000

Goals and Objectives: 2020-2021 Budget

DEPARTMENT: **PUBLIC WORKS**

FUND: **FACILITY CONSTRUCTION FUND**

COST CENTER: **OPERATIONS**

ACCOUNT NUMBER: **59.08.02.406**

REQUEST TYPE: **PROJECT**

GOAL DESCRIPTION:

Public Works Facility Site Improvements Phase II

GOAL OBJECTIVE:

Bldg C Demo and Rehab

COST: $1,200,000

Goals and Objectives: 2020-2021 Budget

DEPARTMENT: **ADMINISTRATION**

FUND: **FACILITY CONSTRUCTION**

COST CENTER: **ADMINISTRATION**

ACCOUNT NUMBER: **59.08.02.405**

REQUEST TYPE: **PROJECT**

GOAL DESCRIPTION:

Diocese Development

GOAL OBJECTIVE:

Diocese Development

COST: $2,580,000

Goals and Objectives: 2020-2021 Budget

DEPARTMENT: **ADMINISTRATION**

FUND: **FACILITY CONSTRUCTION**

COST CENTER: **ADMINISTRATION**

ACCOUNT NUMBER: **59.08.02.407**

REQUEST TYPE: **PROJECT**

GOAL DESCRIPTION:

Target Build Out and Architectural Fees

GOAL OBJECTIVE:

Target Build Out and Architectural Fees

COST: $200,000

			Budget Request	Original Request
PUBLIC WORKS ADMINISTRATION				
SALARIES				
01.08.01.101	**FULL-TIME SALARIES**		**180,400**	**430,300**
	Public Works Director	Drey		
	Accounts Payable/Accounts Receiveable	Neugebauer		
01.08.01.105	**PART-TIME SALARIES**		**24,400**	**27,500**
	Executive Secretary	Vacant		
01.08.01.106	**OVERTIME**		**1,000**	**1,000**
	Clerks Only			
	Emergencies and shut-offs			
01.08.01.111	**GROUP INSURANCE**		**33,900**	**89,900**
01.08.01.121	**IMRF**		**24,300**	**54,400**
01.08.01.122	**FICA**		**12,800**	**28,700**
01.08.01.123	**MEDICARE**		**3,000**	**6,700**
01.08.01.127	**LONGEVITY**		**-**	**1,500**
01.08.01.134	**WELLNESS INCENTIVE**		**-**	**1,500**
	TOTAL SALARIES		**279,800**	**641,500**
	TOTAL ADMINISTRATION		**279,800**	**641,500**
PUBLIC WORKS BUILDINGS				
SALARIES				
01.08.08.101	**FULL TIME SALARIES**		**465,700**	**465,700**
	Superintendent	Weisbrodt		
	Maintenance Worker	Michalec		
	Maintenance Worker	Ustaszewski		
	Custodian - Village Hall/PD	Duckmanton		
	Custodian - Village Hall/PD	Settles		
	Custodian - Police Department	Vacant		
	Buildings - Foreman Pay - Michalec			
01.08.08.105	**PART-TIME SALARIES**		**100,000**	**113,700**
	Custodian - Village Hall	Smith		
	Custodian - Village Hall/PD	Delagarza		
	Custodian - Village Hall/PD	Open		

			Budget Request	Original Request
01.08.08.106	**OVERTIME** 1.) Snow Removal 2.) Building Maintenance		**40,000**	**40,000**
01.08.08.111	**GROUP INSURANCE**		**92,000**	**92,000**
01.08.08.121	**IMRF**		**71,900**	**73,700**
01.08.08.122	**FICA**		**37,900**	**38,800**
01.08.08.123	**MEDICARE**		**8,900**	**9,100**
01.08.08.127	**LONGEVITY**		**3,600**	**3,600**
01.08.08.133	**INSURANCE INCENTIVE REIMBURSEMENT**		**1,000**	**1,000**
01.08.08.134	**WELLNESS INCENTIVE**		**-**	**1,500**
	TOTAL SALARIES		**821,000**	**839,100**
CONTRACTUAL				
01.08.08.202	**TRAINING & CONFERENCES** Safety Training, Equipment Training		**1,000**	**1,000**
01.08.08.215	**UNIFORMS** Uniform Rental Boot Allowance		**13,000**	**15,000**
01.08.08.219	**UTILITY - ELECTRIC**		**1,000**	**8,000**
01.08.08.220	**UTILITY-GAS**		**2,000**	**4,000**
01.08.08.222	**HEATING & A/C MAINTENANCE**		**60,000**	**60,000**
01.08.08.266	**MAINTENANCE EQUIPMENT** Repair of Equipment		**2,000**	**4,000**
01.08.08.277	**BUILDING MAINTENANCE** Normal maintenance on buildings. Motor Pool Administration (Village Hall) Pole Building by Rec Center Fire Maintenance (3 stations) Consolidated from Police Consolidated from REMA Athletic and Event Center		**120,000**	**140,000**
01.08.08.299	**OTHER CONTRACTUAL**		**58,000**	**50,000**
	1.) Carpet Shampooing	10,000		
	2.) Village Hall Window Cleaning	10,000		
	3.) Emergency Generator Service Contract	20,000		
	4.) Other Misc.	18,000		
	TOTAL CONTRACTUAL		**257,000**	**282,000**

COMMODITIES

		Budget Request	Original Request
01.08.08.314	**JANITORIAL SUPPLIES**	**40,000**	**45,000**
	Cleaning Supplies for Village Hall/Police, Fire and Public Works Buildings		
01.08.08.317	**OFFICE SUPPLIES**	**1,500**	**1,500**
	Routine office supplies		
01.08.08.322	**HAND TOOLS**	**7,000**	**7,000**
	Maintenance tools		
01.08.08.399	**OTHER SUPPLIES**	**14,000**	**14,000**
	Hardware, batteries, fasteners, electrical and plumbing supplies, paint, etc.		
	TOTAL COMMODITIES	**62,500**	**67,500**
CAPITAL OUTLAY			
01.08.08.402	**NON CAPITAL OUTLAY**	**20,000**	**50,000**
	Miscellaneous Public Works Facility Improvements	-	10,000
	Coil replacement on VH Chillers	20,000	20,000
	Security Device Installation	-	10,000
	Architectural Services for Site Improvements	-	10,000
	TOTAL CAPITAL OUTLAY	**20,000**	**50,000**
	TOTAL BUILDING	**1,160,500**	**1,238,600**

PUBLIC WORKS MOTOR POOL

			Budget Request	Original Request
SALARIES				
01.08.14.101	**FULL TIME SALARIES**		**168,500**	**168,500**
	Mechanic	Bowling		
	Mechanic	Mendrala		
01.08.14.106	**OVERTIME**		**5,000**	**5,000**
	Vehicle/Equipment Repairs			
	Fire, Police, Annex, Village Hall, Recreation,			
	Public Works, REMA			
	Emergency Snow Repairs			
01.08.14.111	**GROUP INSURANCE**		**17,900**	**17,900**
01.08.14.121	**IMRF**		**20,500**	**20,600**
01.08.14.122	**FICA**		**10,800**	**10,900**
01.08.14.123	**MEDICARE**		**2,600**	**2,600**
01.08.14.134	**WELLNESS INCENTIVE**		**-**	**800**
	TOTAL SALARIES		**225,300**	**226,300**
CONTRACTUAL				
01.08.14.202	**TRAINING & CONFERENCES**		**1,000**	**1,000**
	Safety Training - Equipment Training			
01.08.14.215	**UNIFORMS**		**5,000**	**5,000**
	Uniform Rental			
	Boot Allowance			
01.08.14.265	**MAINTENANCE MOBILE EQUIPMENT**		**155,000**	**175,000**
	Repair and preventive maintenance of			
	department vehicles			
	PW - Building & Grounds			
	PW - Streets			
	Fire			
	Administration			
	Community Development			
	Police			
	Police - Support Services			
	RPTV			
01.08.14.266	**MAINTENANCE EQUIPMENT**		**1,000**	**1,000**
	Repair of vehicle maintenance equipment			
01.08.14.271	**MAINTENANCE RADIO EQUIPMENT**		**5,000**	**5,000**
	Two-way radio maintenance/repair for all departments			
01.08.14.299	**OTHER CONTRACTUAL**		**2,000**	**2,500**
	Fuel pump repairs			
	TOTAL CONTRACTUAL		**169,000**	**189,500**

			Budget Request	Original Request
COMMODITIES				
01.08.14.308	**GASOLINE/OIL**		**275,000**	**300,000**
	Department vehicles and equipment (All Corporate Acts)			
01.08.14.317	**OFFICE SUPPLIES**		**1,000**	**1,000**
	Routine office supplies & computer			
01.08.14.322	**HAND TOOLS**		**5,000**	**5,000**
	Mechanical/Maintenance Tools			
01.08.14.399	**OTHER SUPPLIES**		**15,000**	**15,000**
	Nuts, Bolts, Washers,			
	Cleaners, Solvents, Etc.			
	TOTAL COMMODITIES		**296,000**	**321,000**
CAPITAL OUTLAY				
01.08.14.402	**NON CAPITAL OUTLAY**		**5,000**	**5,000**
	Catwalk for Fuel Tanks	5,000	-	-
01.08.14.408	**FURNITURE, FIXTURES, EQUIPMENT**		**22,000**	22,000
	Forklift for shop	22,000		
01.08.14.410	**VEHICLES**		**-**	**40,000**
	Utility Body Truck	-		
	TOTAL CAPITAL OUTLAY		**27,000**	**67,000**
	TOTAL MOTOR POOL		**717,300**	**803,800**

STREET & SANITATION

			Budget Request	Original Request
SALARIES				
01.08.15.101	**FULL TIME SALARIES**		**779,900**	**854,300**
	Superintendent	Braasch		
	Maintenance Worker	Wallace		
	Maintenance Worker	Taylor, Jarod		
	Maintenance Worker	Perkins		
	Maintenance Worker	Pelzman		
	Maintenance Worker	Parker		
	Maintenance Worker	Kurtenbach		
	Maintenance Worker	Haro-Acero		
	Maintenance Worker	Esquivel		
	Maintenance Worker	Mancilla		
	Streets- Duty Supervisor Pay - Wallace			
	Streets- Duty Supervisor Pay - Normand			
	Streets- Foreman Pay - Wallace			
01.08.15.106	**OVERTIME**		**90,000**	**95,000**
	1.) Street Repairs			
	2.) Storm Sewer Repairs			
	3.) Snow Removal			
	Ribfest Signs installation/traffic control	5,000		
01.08.15.111	**GROUP INSURANCE**		**198,900**	**207,800**
01.08.15.121	**IMRF**		**103,000**	**112,900**
01.08.15.122	**FICA**		**54,300**	**59,500**
01.08.15.123	**MEDICARE**		**12,700**	**14,000**
01.08.15.127	**LONGEVITY**		**3,700**	**4,200**
01.08.15.128	**STIPEND**		**1,200**	**1,200**
01.08.15.134	**WELLNESS INCENTIVE**		**-**	**4,000**
	TOTAL SALARIES		**1,243,700**	**1,352,900**
CONTRACTUAL				
01.08.15.202	**TRAINING & CONFERENCES**		**1,000**	**1,000**
	Safety Training, Equipment Training			
01.08.15.215	**UNIFORMS**		**10,000**	**10,000**
	Uniform Rental			
	Boot Allowance			
01.08.15.219	**UTILITY - ELECTRIC**		**4,000**	**4,000**
01.08.15.266	**MAINTENANCE EQUIPMENT**		**70,000**	**70,000**
	Repairs to spreaders, plows, sweeper, paver			
	skid loaders, wheel loaders, and equipment			
01.08.15.285	**DISPOSAL EXPENSE**		**3,500,000**	**3,500,000**
01.08.15.292	**ENGINEERING**		**225,000**	**325,000**
	GIS			
	Roadway Design			
	Pavement Management including survey and project management and inspection			
	Stormwater Management			
	1.) Stormwater Ordinance Revisions			
	2.) NPDES reports			

		Budget Request	Original Request
01.08.15.299	**OTHER CONTRACTUAL**	**615,000**	**600,000**
	1.) Disposal of spoils, debris, woodchips per CCDD Laws 2.) Pavement Striping 3.) Sidewalks Removal/Replacement Road Sidewalk 4.) Drainage Corrections 5.) Catch basin Vacuuming and Cleaning 6.) 5 Year OCI Street Evaluation 7.) Parkway Tree Trimming/Maintenance 8.) Parkway Tree Replacement 9.) Sewer Structure Frame & Lid Adjustment and Patch 10.) Bridge Inspection 11.) Curb Inlet Protective Coating 12.) Fuel Station Non-Destructive Testing 13.) Various Landscaping Areas		
	TOTAL CONTRACTUAL	**4,425,000**	**4,510,000**
COMMODITIES			
01.08.15.308	**GASOLINE/DIESEL/OIL** Department vehicles and equipment	**-**	**-**
01.08.15.317	**OFFICE SUPPLIES** Office supplies & computer	**1,000**	**1,000**
01.08.15.322	**HAND TOOLS** Maintenance Tools, rakes, shovels, brooms, etc.	**10,000**	**10,000**
01.08.15.324	**RESTORATIONS** Parkway Restorations from concrete replacements and stump removals	**30,000**	**30,000**

		Budget Request	Original Request
01.08.15.341	**SALT/CALCIUM CHLORIDE** De-Icing/Anti-Icing Brine Solution	**-**	**50,000**
01.08.15.342	**ASPHALT MIX/COLD PATCH** Cold Patch, Hot Patch, Crack Filling Material	**70,000**	**80,000**
01.08.15.395	**STREET SIGN MATERIALS** Street Signs Sign Blanks Sign Facings Sign Posts Lettering Traffic Control Signs Ribfest	**80,000**	**85,000**
01.08.15.399	**OTHER SUPPLIES** Barricade Purchase/Repair Gravel/Sand Hardware, Fasteners, Electrical, Plumbing, Grass Seed, Aerosols, Paint, Cleaners, Storm Sewer Parts/Pipe	**83,000**	**83,000**
	TOTAL COMMODITIES	**274,000**	**339,000**

			Budget Request	Original Request
CAPITAL OUTLAY				
01.08.15.402	**NON CAPITAL OUTLAY**		**2,503,000**	**2,552,000**
	Street Resurfacing	1,793,000		
	Asphalt Crack Filling	200,000		
	CMP Storm Sewer Lining	200,000		
	Street Patching/Joint Patching	100,000		
	Route 53/Normantown Pedestrian Crossing & Sidewalk Connections	160,000		
	NPDES Phase 2	30,000		
	Bridge Inspections	20,000		
	Portable Wireless Communication System	-		
	Ribfest Temporary Fencing	-		
01.08.15.408	**FURNITURE, FIXTURES, & EQUIPMENT**		**181,000**	**231,000**
	Henke Severe Duty V Plow	18,000		
	Ribfest Message Boards	-		
	Liquid Anti-Icing Containment at Budler Rd Salt Dome	60,000		
	Vermeer Chipper	83,000		
	Refurbish Dump Trucks	20,000		
01.08.15.409	**INFRASTRUCTURE**		**815,000**	**965,000**
	Hampton Park Decorative Lighting Construction	500,000		
	Decorative Street Signs (Hampton Park)	30,000		
	Normantown Rd Gap Lighting	85,000		
	Taylor Rd @ Pinnacle Dr Traffic Signal	-		
	Grand Blvd Multi-Use Path	200,000		
01.08.15.410	**VEHICLES**		**45,000**	**45,000**
	4X4 Pickup with Snowplow & Lift Gate			
	TOTAL CAPITAL OUTLAY		**3,544,000**	**3,793,000**
	TOTAL STREET & SANITATION		**9,486,700**	**9,994,900**

PUBLIC WORKS LANDSCAPE/GROUNDS

			Budget Request	Original Request
SALARIES	**FULL TIME SALARIES**		**608,600**	**597,700**
01.08.20.101	Maintenance Worker	Kittle		
	Maintenance Worker	Foran		
	Maintenance Worker	Weatherford		
	Maintenance Worker	Donnelly		
	Maintenance Worker	Beringer		
	Maintenance Worker	Deutsch		
	Grounds- Foreman Pay - Vacant	Vacant		
	Maintenance Custodian Grade 14	Vacant		
	Maintenance Custodian Grade 14	Fetzer		
	Maintenance Custodian Grade 14	New		
	Maintenance Custodian Grade 14	New		
	OVERTIME		**55,000**	**60,000**
01.08.20.106	1.) Snow Removal			
	2.) Building Maintenance			
01.08.20.108	**TEMPORARY SALARIES**		**25,000**	**20,000**
	Summer Help - 4 Employees			
01.08.20.111	**GROUP INSURANCE**		**210,200**	**178,600**
01.08.20.121	**IMRF**		**78,800**	**78,600**
01.08.20.122	**FICA**		**43,100**	**42,600**
01.08.20.123	**MEDICARE**		**10,100**	**10,000**
01.08.20.127	**LONGEVITY**		**3,800**	**5,300**
01.08.20.133	**HEALTH INSURANCE INCENTIVE**		**1,400**	**1,400**
01.08.20.134	**WELLNESS INCENTIVE**		**-**	**2,600**
	TOTAL SALARIES		**1,036,000**	**996,800**
CONTRACTUAL	**TRAINING & CONFERENCES**		**500**	**500**
01.08.20.202	Safety Training, Equipment Training			
01.08.20.215	**UNIFORMS**		**9,000**	**7,000**
	Uniform Rental			
	Boot Allowance			
01.08.20.266	**MAINTENANCE EQUIPMENT**		**25,000**	**30,000**
	Repair of Equipment			
	Weed Eaters, Rototillers, Lawnmowers,			
	Snowblowers, etc.			
01.08.20.282	**RENTAL/LEASE**		**500**	**500**
	Rental of specialized equipment			

		Budget Request	Original Request
01.08.20.299	**OTHER CONTRACTUAL**	**800,000**	**750,000**
	1.) Sealcoating & Surface Treatments	180,000	180,000
	(Various walking paths and parking lots)		
	2.) Fertilizer/Herbicides	230,000	230,000
	(Village Hall, Rec Center, Parks, Public Areas)		
	3.) Landscaping Maintenance	150,000	150,000
	(Municipal Buildings & Parkways)		
	4.) Pond Management	150,000	150,000
	5.) Emerald Ash Borer Treatments	40,000	40,000
	6.) Other	50,000	
	TOTAL CONTRACTUAL	**835,000**	**788,000**
COMMODITIES	**GASOLINE/DIESEL/OIL**		
01.08.20.308	Department vehicles and equipment		
01.08.20.317	**OFFICE SUPPLIES**	**1,500**	**1,500**
	Routine office supplies & computer		
01.08.20.322	**HAND TOOLS**	**2,000**	**2,000**
	Maintenance tools, shovels, rakes, etc.		
01.08.20.399	**OTHER SUPPLIES**	**25,000**	**25,000**
	Hardware, batteries, fasteners, electrical and plumbing supplies, paint, grass seed, Dirt, fertilizer, etc.		
	TOTAL COMMODITIES	**28,500**	**28,500**
CAPITAL OUTLAY			
01.08.20.402	**NON CAPITAL OUTLAY**	**25,000**	**25,000**
	Floodplain Management	25,000	25,000
01.08.20.408	**FURNITURE, FIXTURES, AND EQUIPMENT**	**89,000**	**89,000**
	Wide Area Commercial Mower	60,000	60,000
	Mower Replacement	19,000	19,000
	18' Enclosed Trailer	10,000	10,000
01.08.20.409	**INFRASTRUCTURE**	**-**	**400,000**
	Heritage Place Pond Stabilization & Improvements	-	400,000
01.08.20.410	**VEHICLES**	**45,000**	**45,000**
	Pickup Truck w/snowplow & Lift Gate	45,000	45,000
	TOTAL CAPITAL OUTLAY	**159,000**	**559,000**
	TOTAL LANDSCAPE/GROUNDS	**2,058,500**	**2,372,300**
	TOTAL CORPORATE PUBLIC WORKS	**13,702,800**	**15,051,100**

2020-2021 Expense History Report - Budget Worksheet Report

Budget Year 2021

G/L Account	Account Description	2016 Actual Amount	2017 Actual Amount	2018 Actual Amount	2019 Actual Amount	2020 Estimated Amount	2020 Adopted Budget	2021 Adopted
Fund	**01 - General Corporate Fund**							
Department	**08 - Public Works**							
Cost Center	**01 - Administration**							
Salaries								
01.08.01.101	Salaries Full Time	281,395.31	289,960.76	299,216.26	303,640.27	301,000.00	315,700.00	180,400.00
01.08.01.105	Salaries - Part Time	.00	.00	.00	.00	.00	.00	24,400.00
01.08.01.106	Salaries - Overtime	.00	100.91	230.75	79.17	700.00	1,000.00	1,000.00
01.08.01.111	Group Insurance	80,879.78	72,726.66	80,810.74	78,918.14	70,500.00	88,100.00	33,900.00
01.08.01.121	IMRF	34,085.70	34,873.07	37,025.63	34,541.02	31,500.00	34,300.00	24,300.00
01.08.01.122	FICA	16,767.64	17,315.43	18,658.66	18,012.53	18,400.00	20,100.00	12,800.00
01.08.01.123	Medicare	4,129.81	4,239.39	4,484.47	4,283.74	4,400.00	4,700.00	3,000.00
01.08.01.127	Longevity	2,400.00	2,600.00	2,600.00	2,600.00	2,000.00	2,800.00	.00
01.08.01.128	Stipends	.00	600.00	600.00	2,600.00	3,200.00	2,600.00	.00
01.08.01.134	Wellness Incentive	600.00	1,200.00	1,080.00	840.00	500.00	900.00	.00
	Salaries Totals	$420,258.24	$423,616.22	$444,706.51	$445,514.87	$432,200.00	$470,200.00	$279,800.00
	Cost Center **01 - Administration** Totals	$420,258.24	$423,616.22	$444,706.51	$445,514.87	$432,200.00	$470,200.00	$279,800.00
Cost Center	**08 - Buildings & Grounds**							
Salaries								
01.08.08.101	Salaries Full Time	439,418.92	491,679.71	407,015.03	453,240.22	457,500.00	463,400.00	465,700.00
01.08.08.105	Salaries - Part Time	104,108.73	70,434.25	35,256.80	71,596.77	79,000.00	108,100.00	100,000.00
01.08.08.106	Salaries - Overtime	11,020.61	36,013.19	52,515.76	37,943.78	30,600.00	40,000.00	40,000.00
01.08.08.111	Group Insurance	95,604.47	89,735.49	66,330.76	67,568.19	74,500.00	76,700.00	92,000.00
01.08.08.121	IMRF	66,878.98	71,851.52	60,371.16	63,425.15	57,700.00	65,400.00	71,900.00
01.08.08.122	FICA	34,643.55	37,411.43	31,257.51	34,889.91	35,100.00	38,300.00	37,900.00
01.08.08.123	Medicare	8,102.13	8,749.45	7,310.19	8,159.73	8,200.00	9,000.00	8,900.00
01.08.08.127	Longevity	3,400.00	3,400.00	3,200.00	3,200.00	3,600.00	3,600.00	3,600.00
01.08.08.133	Health Insurance Incentive	.00	3,166.86	2,000.16	1,166.76	1,000.00	1,000.00	1,000.00
01.08.08.134	Wellness Incentive	360.00	1,440.00	600.00	840.00	800.00	900.00	.00
	Salaries Totals	$763,537.39	$813,881.90	$665,857.37	$742,030.51	$748,000.00	$806,400.00	$821,000.00
Contractual								
01.08.08.202	Training and Conferences	1,170.00	934.00	964.00	380.00	1,000.00	1,000.00	1,000.00
01.08.08.215	Uniforms	14,788.42	16,922.84	10,487.05	8,959.50	9,500.00	15,000.00	13,000.00
01.08.08.219	Utility - Electric	743.70	3,749.05	7,186.97	524.28	600.00	8,000.00	1,000.00
01.08.08.220	Utility - Gas	1,938.75	.00	55.39	341.67	1,500.00	4,000.00	2,000.00
01.08.08.222	Heating & A/C Maint Serv.	40,117.44	23,020.05	38,756.30	31,532.60	69,000.00	40,000.00	60,000.00

2020-2021 Expense History Report - Budget Worksheet Report

Budget Year 2021

G/L Account	Account Description	2016 Actual Amount	2017 Actual Amount	2018 Actual Amount	2019 Actual Amount	2020 Estimated Amount	2020 Adopted Budget	2021 Adopted
Fund	**01 - General Corporate Fund**							
Department	**08 - Public Works**							
Cost Center	**08 - Buildings & Grounds**							
Contractual								
01.08.08.266	Maintenance Equipment	73.12	320.98	766.29	39.18	1,000.00	4,000.00	2,000.00
01.08.08.277	Building Maintenance Serv.	91,725.15	83,526.53	66,483.85	108,539.45	110,000.00	120,000.00	120,000.00
01.08.08.299	Other Contractual Services	35,485.93	23,501.37	40,782.07	41,567.63	42,000.00	50,000.00	58,000.00
	Contractual Totals	$186,042.51	$151,974.82	$165,481.92	$191,884.31	$234,600.00	$242,000.00	$257,000.00
Commodities								
01.08.08.314	Janitorial Supplies	27,126.89	37,289.26	26,482.54	40,263.26	37,000.00	37,000.00	40,000.00
01.08.08.317	Office Supplies	34.87	832.05	.00	256.20	500.00	1,500.00	1,500.00
01.08.08.322	Hand Tools	400.41	6,875.27	6,899.80	6,991.00	7,000.00	7,000.00	7,000.00
01.08.08.399	Operating/Other Supplies	13,817.03	12,432.67	5,105.29	5,270.13	14,000.00	14,000.00	14,000.00
	Commodities Totals	$41,379.20	$57,429.25	$38,487.63	$52,780.59	$58,500.00	$59,500.00	$62,500.00
Fixed Assets								
01.08.08.402	Non-Capital Outlay	18,572.50	58,584.00	6,956.00	12,584.00	37,500.00	20,000.00	20,000.00
01.08.08.406	Buildings & Systems	.00	14,523.56	15,545.00	65,660.50	.00	.00	.00
01.08.08.408	Furniture, Fixtures & Equipment	.00	.00	.00	20,000.00	.00	.00	.00
01.08.08.410	Vehicles	.00	.00	.00	.00	90,000.00	.00	.00
	Fixed Assets Totals	$18,572.50	$73,107.56	$22,501.00	$98,244.50	$127,500.00	$20,000.00	$20,000.00
Cost Center	**08 - Buildings & Grounds** Totals	$1,009,531.60	$1,096,393.53	$892,327.92	$1,084,939.91	$1,168,600.00	$1,127,900.00	$1,160,500.00
Cost Center	**14 - Motor Pool**							
Salaries								
01.08.14.101	Salaries Full Time	53,152.87	78,166.06	84,064.07	148,071.77	153,200.00	158,300.00	168,500.00
01.08.14.105	Salaries - Part Time	.00	28,036.04	39,222.67	.00	.00	.00	.00
01.08.14.106	Salaries - Overtime	1,047.84	2,839.80	6,498.74	6,668.56	3,800.00	4,000.00	5,000.00
01.08.14.111	Group Insurance	9,339.58	13,384.47	15,543.50	21,980.98	21,000.00	26,000.00	17,900.00
01.08.14.121	IMRF	6,521.04	13,049.91	15,567.68	17,427.42	16,000.00	17,300.00	20,500.00
01.08.14.122	FICA	3,383.55	6,780.36	8,060.00	9,616.00	9,800.00	10,100.00	10,800.00
01.08.14.123	Medicare	791.30	1,585.72	1,885.00	2,248.90	2,300.00	2,400.00	2,600.00
01.08.14.127	Longevity	500.00	.00	.00	.00	.00	.00	.00
01.08.14.133	Health Insurance Incentive	375.00	.00	.00	.00	.00	.00	.00
01.08.14.134	Wellness Incentive	.00	240.00	120.00	240.00	400.00	300.00	.00
	Salaries Totals	$75,111.18	$144,082.36	$170,961.66	$206,253.63	$206,500.00	$218,400.00	$225,300.00
Contractual								
01.08.14.202	Training and Conferences	.00	.00	.00	.00	.00	1,000.00	1,000.00

2020-2021 Expense History Report - Budget Worksheet Report

Budget Year 2021

G/L Account	Account Description	2016 Actual Amount	2017 Actual Amount	2018 Actual Amount	2019 Actual Amount	2020 Estimated Amount	2020 Adopted Budget	2021 Adopted
Fund	**01 - General Corporate Fund**							
Department	**08 - Public Works**							
Cost Center	**14 - Motor Pool**							
Contractual								
01.08.14.215	Uniforms	2,179.09	4,073.29	4,860.20	6,156.27	5,000.00	5,000.00	5,000.00
01.08.14.265	Maint. of Mobile Equipment	96,543.65	137,790.61	134,148.51	171,803.43	200,000.00	145,000.00	155,000.00
01.08.14.266	Maintenance Equipment	245.82	411.03	1,843.11	192.82	500.00	1,000.00	1,000.00
01.08.14.271	Maint. Of Radio Equipment	3,473.46	4,635.30	1,465.67	2,516.46	4,000.00	5,000.00	5,000.00
01.08.14.299	Other Contractual Services	97.20	81.93	707.51	435.45	500.00	1,000.00	2,000.00
	Contractual Totals	$102,539.22	$146,992.16	$143,025.00	$181,104.43	$210,000.00	$158,000.00	$169,000.00
Commodities								
01.08.14.308	Gasoline/Oil	243,212.12	240,495.69	267,273.02	293,275.70	265,000.00	275,000.00	275,000.00
01.08.14.317	Office Supplies	120.56	93.56	340.93	327.87	500.00	1,000.00	1,000.00
01.08.14.322	Hand Tools	2,972.19	3,420.45	5,050.08	4,896.85	5,000.00	5,000.00	5,000.00
01.08.14.399	Operating/Other Supplies	14,480.39	20,124.06	18,494.89	14,560.95	15,000.00	15,000.00	15,000.00
	Commodities Totals	$260,785.26	$264,133.76	$291,158.92	$313,061.37	$285,500.00	$296,000.00	$296,000.00
Fixed Assets								
01.08.14.402	Non-Capital Outlay	.00	3,539.99	.00	.00	.00	.00	5,000.00
01.08.14.408	Furniture, Fixtures & Equipment	.00	.00	.00	.00	.00	.00	22,000.00
	Fixed Assets Totals	$0.00	$3,539.99	$0.00	$0.00	$0.00	$0.00	$27,000.00
	Cost Center **14 - Motor Pool** Totals	$438,435.66	$558,748.27	$605,145.58	$700,419.43	$702,000.00	$672,400.00	$717,300.00
Cost Center	**15 - Street & Sanitation**							
Salaries								
01.08.15.101	Salaries Full Time	606,418.72	606,708.99	786,862.54	973,482.09	818,300.00	818,900.00	779,900.00
01.08.15.106	Salaries - Overtime	63,827.84	78,124.68	128,609.90	142,944.47	146,500.00	90,000.00	90,000.00
01.08.15.111	Group Insurance	144,239.76	130,857.65	178,680.51	224,777.15	197,600.00	214,900.00	198,900.00
01.08.15.121	IMRF	76,644.88	81,947.69	110,814.78	125,370.15	99,000.00	97,000.00	103,000.00
01.08.15.122	FICA	41,849.00	42,578.14	57,368.89	68,946.85	60,600.00	56,800.00	54,300.00
01.08.15.123	Medicare	9,787.26	9,957.80	13,416.93	16,124.69	14,200.00	13,300.00	12,700.00
01.08.15.127	Longevity	2,900.00	2,400.00	4,200.00	6,800.00	6,300.00	4,500.00	3,700.00
01.08.15.128	Stipends	.00	600.00	600.00	600.00	1,200.00	600.00	1,200.00
01.08.15.133	Health Insurance Incentive	2,343.79	.00	.00	.00	.00	.00	.00
01.08.15.134	Wellness Incentive	.00	840.00	1,080.00	1,200.00	1,000.00	1,200.00	.00
	Salaries Totals	$948,011.25	$954,014.95	$1,281,633.55	$1,560,245.40	$1,344,700.00	$1,297,200.00	$1,243,700.00

2020-2021 Expense History Report - Budget Worksheet Report

Budget Year 2021

G/L Account	Account Description	2016 Actual Amount	2017 Actual Amount	2018 Actual Amount	2019 Actual Amount	2020 Estimated Amount	2020 Adopted Budget	2021 Adopted
Fund	**01 - General Corporate Fund**							
Department	**08 - Public Works**							
Cost Center	**15 - Street & Sanitation**							
Contractual								
01.08.15.202	Training and Conferences	395.00	1,169.65	912.75	437.69	500.00	1,000.00	1,000.00
01.08.15.215	Uniforms	9,164.94	10,294.58	10,282.84	13,601.55	10,000.00	10,000.00	10,000.00
01.08.15.219	Utility - Electric	3,342.54	3,280.27	3,276.94	3,199.62	4,000.00	4,000.00	4,000.00
01.08.15.266	Maintenance Equipment	58,700.59	54,864.13	68,728.22	81,955.92	70,000.00	70,000.00	70,000.00
01.08.15.285	Disposal Expense	2,737,501.40	2,844,933.20	2,957,439.04	3,066,227.19	3,358,000.00	3,500,000.00	3,500,000.00
01.08.15.292	Engineering Services	234,135.39	196,363.04	174,694.21	449,475.56	225,000.00	325,000.00	225,000.00
01.08.15.299	Other Contractual Services	462,854.39	558,346.85	606,573.69	531,130.40	850,000.00	550,000.00	615,000.00
	Contractual Totals	$3,506,094.25	$3,669,251.72	$3,821,907.69	$4,146,027.93	$4,517,500.00	$4,460,000.00	$4,425,000.00
Commodities								
01.08.15.317	Office Supplies	1,857.52	1,283.25	555.45	686.16	700.00	1,000.00	1,000.00
01.08.15.322	Hand Tools	9,376.40	4,833.63	7,200.55	7,591.13	9,500.00	10,000.00	10,000.00
01.08.15.324	Restoration	17,636.00	10,826.25	14,506.00	11,446.25	23,000.00	23,000.00	30,000.00
01.08.15.341	Salt/Calcium Chloride	.00	.00	.00	18,900.00	25,000.00	50,000.00	.00
01.08.15.342	Asphalt Mix	50,025.58	57,036.45	37,524.88	43,054.02	65,000.00	80,000.00	70,000.00
01.08.15.395	Street Sign Materials	43,335.15	39,380.12	54,753.90	44,327.52	51,000.00	60,000.00	80,000.00
01.08.15.399	Operating/Other Supplies	61,156.98	81,253.49	77,294.90	77,858.58	78,000.00	83,000.00	83,000.00
	Commodities Totals	$183,387.63	$194,613.19	$191,835.68	$203,863.66	$252,200.00	$307,000.00	$274,000.00
Fixed Assets								
01.08.15.402	Non-Capital Outlay	722,038.12	1,144,105.51	1,459,635.45	1,731,367.75	3,190,000.00	2,620,000.00	2,503,000.00
01.08.15.407	Improvements	42,789.37	341,332.96	.00	.00	.00	.00	.00
01.08.15.408	Furniture, Fixtures & Equipment	.00	18,500.00	.00	103,710.00	65,000.00	85,000.00	181,000.00
01.08.15.409	Infrastructure	367,045.10	497,255.90	2,010,897.52	467,166.93	670,000.00	640,000.00	815,000.00
01.08.15.410	Vehicles	144,132.10	10,849.82	179,358.52	162,080.89	27,800.00	.00	45,000.00
	Fixed Assets Totals	$1,276,004.69	$2,012,044.19	$3,649,891.49	$2,464,325.57	$3,952,800.00	$3,345,000.00	$3,544,000.00
Other								
01.08.15.690	Principal Payments	34,172.91	34,641.08	35,115.66	35,596.75	.00	.00	.00
01.08.15.691	Interest Payments	1,911.51	1,443.34	968.76	487.67	.00	.00	.00
	Other Totals	$36,084.42	$36,084.42	$36,084.42	$36,084.42	$0.00	$0.00	$0.00
	Cost Center **15 - Street & Sanitation** Totals	$5,949,582.24	$6,866,008.47	$8,981,352.83	$8,410,546.98	$10,067,200.00	$9,409,200.00	$9,486,700.00
Cost Center	**20 - Landscape & Grounds**							
Salaries								
01.08.20.101	Salaries Full Time	477,163.55	350,833.34	289,095.90	304,693.78	521,700.00	602,300.00	608,600.00

2020-2021 Expense History Report - Budget Worksheet Report

Budget Year 2021

G/L Account	Account Description	2016 Actual Amount	2017 Actual Amount	2018 Actual Amount	2019 Actual Amount	2020 Estimated Amount	2020 Adopted Budget	2021 Adopted
Fund	**01 - General Corporate Fund**							
Department	**08 - Public Works**							
Cost Center	**20 - Landscape & Grounds**							
Salaries								
01.08.20.106	Salaries - Overtime	87,962.07	67,077.57	74,977.30	57,938.11	60,000.00	60,000.00	55,000.00
01.08.20.108	Salaries - Temporary	3,840.00	18,491.69	19,558.50	24,908.90	27,300.00	20,000.00	25,000.00
01.08.20.111	Group Insurance	118,000.62	81,384.65	68,507.77	60,629.73	130,100.00	156,100.00	210,200.00
01.08.20.121	IMRF	68,454.90	59,863.65	44,704.23	41,301.29	60,600.00	71,000.00	78,800.00
01.08.20.122	FICA	35,702.99	27,205.98	24,376.71	24,092.50	39,400.00	42,800.00	43,100.00
01.08.20.123	Medicare	8,349.91	6,362.67	5,700.99	5,634.54	9,200.00	10,000.00	10,100.00
01.08.20.127	Longevity	7,100.00	5,300.00	4,000.00	4,000.00	3,000.00	4,800.00	3,800.00
01.08.20.133	Health Insurance Incentive	.00	.00	.00	1,166.80	2,000.00	1,400.00	1,400.00
01.08.20.134	Wellness Incentive	720.00	1,200.00	960.00	680.00	1,500.00	1,000.00	.00
	Salaries Totals	$807,294.04	$617,719.55	$531,881.40	$525,045.65	$854,800.00	$969,400.00	$1,036,000.00
Contractual								
01.08.20.202	Training and Conferences	.00	640.18	175.00	.00	200.00	500.00	500.00
01.08.20.215	Uniforms	5,529.48	6,355.97	6,728.91	8,473.90	10,000.00	7,000.00	9,000.00
01.08.20.266	Maintenance Equipment	20,459.05	12,995.63	20,047.58	18,318.16	22,500.00	20,000.00	25,000.00
01.08.20.282	Rental/Lease	.00	.00	260.00	105.00	.00	500.00	500.00
01.08.20.299	Other Contractual Services	613,705.01	826,943.07	723,555.26	660,397.30	825,000.00	720,000.00	800,000.00
	Contractual Totals	$639,693.54	$846,934.85	$750,766.75	$687,294.36	$857,700.00	$748,000.00	$835,000.00
Commodities								
01.08.20.317	Office Supplies	.00	458.81	457.02	36.01	1,000.00	1,500.00	1,500.00
01.08.20.322	Hand Tools	1,393.96	2,395.99	2,051.97	703.80	2,000.00	2,000.00	2,000.00
01.08.20.399	Operating/Other Supplies	39,303.24	36,114.65	30,340.14	40,262.78	25,000.00	25,000.00	25,000.00
	Commodities Totals	$40,697.20	$38,969.45	$32,849.13	$41,002.59	$28,000.00	$28,500.00	$28,500.00
Fixed Assets								
01.08.20.402	Non-Capital Outlay	9,958.56	.00	11,515.00	.00	.00	25,000.00	25,000.00
01.08.20.406	Buildings & Systems	.00	.00	.00	49,760.00	.00	.00	.00
01.08.20.408	Furniture, Fixtures & Equipment	23,781.00	16,623.12	16,254.00	61,784.00	83,300.00	95,000.00	89,000.00
01.08.20.410	Vehicles	.00	.00	41,452.00	.00	98,800.00	117,000.00	45,000.00
	Fixed Assets Totals	$33,739.56	$16,623.12	$69,221.00	$111,544.00	$182,100.00	$237,000.00	$159,000.00
	Cost Center **20 - Landscape & Grounds** Totals	$1,521,424.34	$1,520,246.97	$1,384,718.28	$1,364,886.60	$1,922,600.00	$1,982,900.00	$2,058,500.00
	Department **08 - Public Works** Totals	$9,339,232.08	$10,465,013.46	$12,308,251.12	$12,006,307.79	$14,292,600.00	$13,662,600.00	$13,702,800.00
	Fund **01 - General Corporate Fund** Totals	$9,339,232.08	$10,465,013.46	$12,308,251.12	$12,006,307.79	$14,292,600.00	$13,662,600.00	$13,702,800.00

2020-2021 Expense History Report - Budget Worksheet Report

Budget Year 2021

Net Grand Totals	$9,339,232.08	$10,465,013.46	$12,308,251.12	$12,006,307.79	$14,292,600.00	$13,662,600.00	$13,702,800.00

FIRE

VILLAGE OF ROMEOVILLE
FIRE DEPARTMENT
FY 2020-2021 ORGANIZATIONAL CHART

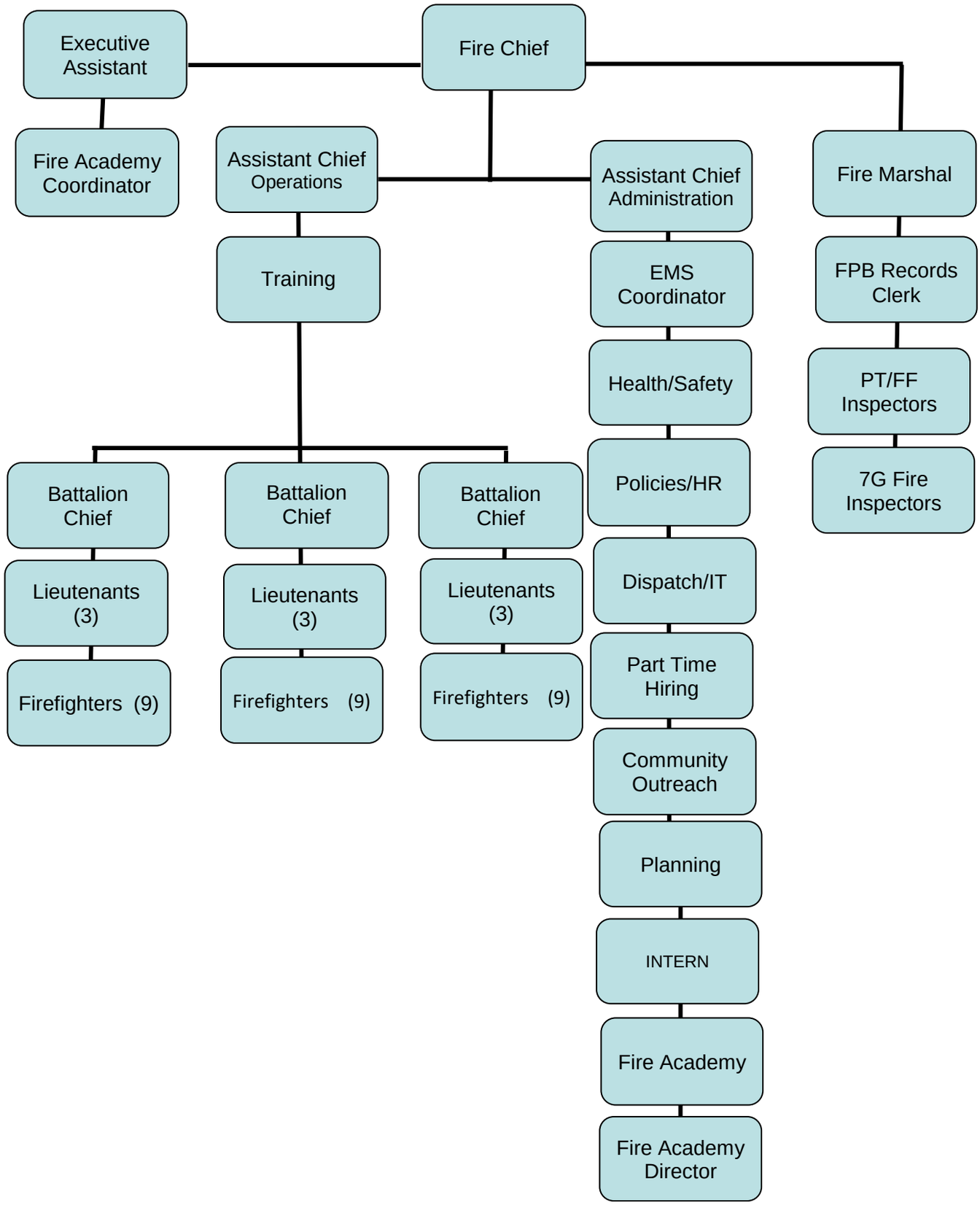

REVENUE MANUAL

REVENUE ITEM: ALARM BOARD MONITORING FEES

FUND: GENERAL CORPORATE FUND

ACCOUNT: 01.00.43000

LEGAL AUTHORIZATION: VILLAGE CODE

REVENUE DESCRIPTION

Monitoring of fire alarms.

The department was receiving a $34.00 per month, per alarm revenue sharing fee with ADT for 2019/20. The department has an agreement with ADT which provides for revenue sharing of alarm fees. ADT provides installation and maintenance of the fire alarm radio system while the LLC PSAP provides monitoring services.

The department desires to own and operate the entire system. It is anticipated that the system will be paid by a small monthly lease payment per month, per account. Based on the experience of other departments that operate their own system, the lease will be paid off in 3-4 years. The alarm customers are currently paying the $99.00/month however 2/3's of that is being paid to ADT, so nothing will change for the subscribers.

FEE SCHEDULE:

$99.00 per month (shared fee) x 450 radio alarms

$10.00 fee raise
$24.00 ADT rebate
$34.00 x 450 accounts = $15,300/mo x 12 = $543,600/yr.

METHOD OF PROJECTION:

PROJECTED REVENUE FISCAL YEAR 2020-2021: $543,600

REVENUE MANUAL

REVENUE ITEM: ALARM BOARD MONITORING FEES

FUND: GENERAL CORPORATE FUND

ACCOUNT: 01.00.43000

LEGAL AUTHORIZATION: VILLAGE CODE

REVENUE DESCRIPTION

Monitoring of fire alarms.

The department is receiving a $34.00 per month, per alarm revenue sharing fee with ADT for 2019/20. The department has an agreement with ADT which provides for revenue sharing of alarm fees. ADT provides installation and maintenance of the fire alarm radio system while the LLC PSAP provides monitoring services.

FEE SCHEDULE:

$34.00 per month (shared fee) x 450 radio alarms

$10.00 fee raise
$24.00 ADT rebate
$34.00 x 400 accounts = $15,300/mo x 12 = $183,600/yr.

METHOD OF PROJECTION:

PROJECTED REVENUE FISCAL YEAR 2020-2021: $183,600

COMMENTS:

REVENUE MANUAL

REVENUE ITEM: AMBULANCE FEES

FUND: GENERAL CORPORATE FUND

ACCOUNT: 01.00.43003

LEGAL AUTHORIZATION: ORDINANCE NO. 0026-02 & 14-1111

REVENUE DESCRIPTION:

The Fire Department established a fee structure for ambulance transports for both residents and non-residents. Based on changes to Medicare and updated charges from 2017, below are the billing rates for FY 20 - 21:

FEE SCHEDULE:

	Resident	Non-Resident
ALS BASE RATE	**$1500.00**	**$1500.00**
ALS 2 BASE RATE	**$1500.00**	**$1500.00**
BLS BASE RATE	**$1500.00**	**$1500.00**
AUTO EXTRICATION	**$1500.00**	**$1500.00**
MILEAGE	**$10.00 per mile 1 way**	**$15.00 per mile 1/way**

METHOD OF PROJECTION: Past History

PROJECTED REVENUE FISCAL YEAR 2020 - 2021: $760,000

COMMENTS:

Village only collects from residents what is covered by Medicare, Medicade and/or health insurance. Rates may be adjusted in FY 20-21.

REVENUE MANUAL

REVENUE ITEM: FIRE FALSE ALARMS

FUND: GENERAL CORPORATE FUND

ACCOUNT: 01.00.42007

LEGAL AUTHORIZATION: VILLAGE CODE

REVENUE DESCRIPTION:

Each business is billed for false fire alarms.

FEE SCHEDULE:

False Fire Alarms 1, 2 and 3	$ N/C
False Fire Alarms 4, 5 and 6	$ 25.00 each
False Fire Alarms 7, 8 and 9	$ 50.00 each
Every Alarm Thereafter is charged	$100.00 each

METHOD OF PROJECTION: **Past history**

PROJECTED REVENUE FISCAL YEAR 2020 - 2021: $800

COMMENTS:

REVENUE MANUAL

REVENUE ITEM: FIRE PREVENTION SERVICE FEES

FUND: GENERAL CORPORATE FUND

ACCOUNT: 01.00.43041

LEGAL AUTHORIZATION: CHAPTER 91

REVENUE DESCRIPTION:

$95 average fee x 125 inspections plus other services that a fee is charged for. The Fire Prevention Bureau fees are valuable and related to construction activity.

FEE SCHEDULE:

Fire Prevention- Plan Review and Inspection Fee

Village of Romeoville
Where Community Matters

Village of Romeoville- Fire Prevention Bureau
1050 W. Romeo Road
Romeoville, IL 60446
Office- 815-372-4045
Fax– 815-886-5939
E-Mail– fireprevention@romeoville.org

Plan Review Fees- *Fees do not include any inspection or acceptance*

BUILDING REVIEW- ALL OCCUPNCY CLASSES OTHER THAN R1, R2, R3 & R4	
30,000 SQ FT OR LESS	$250.00
30,001-80,000 SQ FT	$325.00
80,001– 130,000 SQ FT	$400.00
130,001 SQ FT OR GREATER	$500.00
TENANT BUILD-OUT/REMODEL	$150.00 PER 10,000 SQ FT
BUILDING REVIEW—R CLASS OCCUPANIES	
R1– HOTEL/MOTEL, BOARDING HOUSES	$500.00
R2– APARTMENT, CONDOOMINIUMS, DORMITORIES	$200.00 + $20.00 PER UNIT
R3– ADULT CARE, CHILD CARE, CONGREGATE LIVING	$375.00
R4– RESIDENTIAL CARE/ASSISTED LIVING	$425.00
MISCELLANEOUS OTHER BUILDING	$150.00

FIRE PROTECTION SYSTEMS SPRINKLER SYSTEMS– WET/DRY– INSTALLION/MODIFICATIONS

UP TO 20 SPRINKLERS	$175.00
21-50 SPRINKLERS	$250.00
51-200 SPRINKLERS	$325.00
201-300 SPRINKLERS	$450.00
301 SPRINKLERS OR MORE	$500.00 + $.50 PER HEAD OVER 301
HOSE VALVE/STANDPIPE INSTALLATION/MODIFICATION	$225.00
HOOD & DUCT SYSTEM, SPRAY BOOTH, DRY CHEMICAL, CLEAN ADGENT, ETC	$200.00

FIRE ALARM INSTALLATIONS/MODIFICATIONS

ALL OCCUPANCY CLASSES OTHER THAN R1, R2, R3, R4	$250.00
OCCUPANCY CLASSES R1, R2,R3,R4	$200.00
MISCELLANEOUS FIRE ALARM REVIEWS	$150.00

FUEL STORAGE

LPG, FLAMMABLE/COMBUSTIBLE FUEL TANKS, FUEL CELL	$225.00

MISCELLANEOUS PLAN REVIEW FEES

RACKING, SHELVING, CONVEYOR SYSTEMS	$200.00
OTHER UNCATEGORIZED PLAN REVIEWS	$150.00
REVISED PLAN REVIEW	50% OF THE FEE CHARGED FOR THE REVIEW OF THE ORGINAL PLAN
PLAN HANDLING– 3RD PARTY REVIEW MY BE USED AT THE DISCRETION OF THE FPB & IS SUBJECT TO CONSULTANTS FEE	$75.00
EDITED FEE– ALL TYPES PER PLAN REVIEW	2X LISTED PLAN REVIEW FEE

PLAN REVIEW FEES DO NOT INCLUDE ANY INSPECTIONS OR ACCEPTANCE TESTS. THE FEES FOR INSPECTIONS, ACCEPTANCE TEST AND OTHER FIRE DEPARTMENT INSPECTIONAL SERVICES ARE INVOICED SEPERATELY

April 2017

Fire Prevention– Inspection Fee Schedule

Village of Romeoville
Where Community Matters

Village of Romeoville- Fire Prevention Bureau
1050 W. Romeo Road
Romeoville, IL 60446
Office- 815-372-4045
Fax– 815-886-5939
E-Mail– fireprevention@romeoville.org

Inspection Fee Schedule

ANNUAL INSPECTION	NO FEE
FIRST RE-INSPECTION AFTER ANNUAL	NO FEE
SECOND AND THIRD RE-INSPECTION AFTER ANNUAL	$100.00
FOURTH AND ALL SUBSEQUENT RE-INSPECTIONS AFTER ANNUAL	$150.00
BUREAU INSPECTION OF REPORTED HAZARD	$150.00
BUREAU RE-INSPECTION OF REPORTED HAZARD	$200.00
ABOVE CEILING	$125.00
RACKING INSPECTION	$175.00
CHANGE OF OWNERSHIP/USE OF OCCUPANCY INSPECTION	$125.00
FINAL OCCUPANCY	$125.00
PRE-INSPECTION ADVISORY/CONSULTATION WALK THROUGH	$95.00 PER HOUR
OTHER/MISCELLANEOUS INSPECTION NOT LISTED	$125.00

FIRE ALARM SYSTEM INSPECTIONS

ALARM ACCEPTANCE TEST	$200.00
RE-TEST AFTER ACCEPTANCE FAILURE	$250.00
OTHER MISCELLANEOUS INSPECTION NOT LISTED	$150.00

FIRE PROTECTION SYSTEMS

SPRINKLER SYSTEM HYDROSTATIC WITNESS/TEST	$125.00
SPRINKLER SYSTEM PRESSURE TEST	$175.00
SPRINKLER SYSTEM TRIP/FINAL ACCEPTANCE	$125.00
STAND PIPE/HOSE VALVE INSPECTION	$125.00
HOOD & DUCT SYSTEM, SPRAY BOOTH, DRY CHEM, CLEAN AGENT, OTHER	$125.00
FIRE PUMP- WITNESS	$250.00
SYSTEM FLUSH –WITNESS	$95.00
SPRINKLER DRY SYTEM AIR TEST	$125.00
RE-TEST OR INSPECTION AFTER FINAL ACCEPTANCE FAILURE	$225.00
OTHER MISCELLANEOUS INSPECTION NOT LISTED	$150.00

WATER SUPPLY

WATER SUPPLY– HYSTRANT FLOW TEST	$225.00

MECHANICAL SYSTEMS

MECHANICAL– SMOKE EXHAUST TEST	$95.00
MECHANICAL– LARGE FAN TEST	$95.00

LIFE SAFETY

LIFE SAFETY– EMERGENCY LIGHT AND/OR EXIT SIGN INSPECTIONS	$95.00
LIFE SAFETY– OCCUPANCY LOAD INSPECTION	$95.00

April 2017

Fire Prevention– Inspection Fee Schedule Continued

Village of Romeoville
Where Community Matters

Village of Romeoville- Fire Prevention Bureau
1050 W. Romeo Road
Romeoville, IL 60446
Office- 815-372-4045
Fax– 815-886-5939
E-Mail– fireprevention@romeoville.org

Inspection Fee Schedule Continued

FIREWORKS

PRE-ADVISORY WALK THROUGH	$100.00
DISPLAY APPLICATION/PERMIT	$250.00
FIRE DEPARTMENT VEHICLE STAND BY	ATV/BRUSH $100.00 ENGINE $250.00
SITE SAFETY OFFICER (2 HOUR MINIMUM)	$130.00 PER HOUR
DUTY PERSONNEL (2 HOUR MINIMUM)	$75.00 PER PERSON/PER HOUR

MICELLANEOUS

PROJECT CONSULTATION MEETING (1 HOUR MINIMUM)	$95.00 PER HOUR
FIRE WATCH (2 HOUR MINIMUM)	$95.00 PER HOUR PER PERSON PER HOUR
FIRE EXTINGUISHER TRAINING	NO FEE
MISSED SCHEDULED APPOINTMENT OR INSPECTION BY OWNER/OCCUPANT OR CONTRACTOR	$125.00
LESS THAN 72 HOURS NOTICE TO SHEDULE INSPECTION/TEST	$100.00

FIRE CODE VIOLATIONS

FIRE LANE, BLOCKED HYDRANT, UNAUTHORIZED BURNING, OCCUP. VIOLATION	$30.00 EACH INFRACTION
MINOR VIOLATIONS OR AFTER MULTIPLE ATTEMPTS TO RESOLVE HAVE FAILED OR BEEN DISREGARDED	$30.00 EACH INFRACTION
MAJOR VIOLATION	CLOSURE/CEASE AND DESIST OR STOP WORK ORDER

AED VIOLATION

FIRST VIOLATION FOR NON COMPLIANCE EXCLUDING DURING ANNUAL	$500.00-$750.00 EACH OCCURANCE
SECOND VIOLATION FOR NON COMPLIANCE EXCLUDING DURING ANNUAL	$1,000.00-$1,500.00 EACH OCCURANCE
VIOLATION FOR NON COMPLIANCE OF AED SECTION WHEN DISCOVERED DURING ANNUAL INSPECTION	$3,000.00-$5,000.00 EACH OCCURANCE
FAILURE TO COMPLY AFTER VIOLATION WAS ISSUED AND 30 DAY REINSPECTION FOR COMPLIANCE	$20.00 DAILY AND $750.00 FINE UNTIL COMPLIANCE

CONTRACTOR FEES– ALL CONTRACTORS MUST BE LICENSED WITH THE VILLAGE OF ROMEVILLE—$10,000 ORGINAL BOND, CERTIFICATE OF INSURANCE WITH WORKERS COMP AND GENERAL LIABLITY ALSO- STATE LICENSE IF APPICABLE

GENERAL CONTRACTOR	$150.00 PER YEAR
SUB-CONTRACTOR	$75.00 PER YEAR

April 2017

METHOD OF PROJECTION: Prior Years History
PROJECTED REVENUE FISCAL YEAR 2020-2021: $95,000

REVENUE MANUAL

REVENUE ITEM: FIRE RECOVERY

FUND: GENERAL CORPORATE

ACCOUNT: 01.00.43044

LEGAL AUTHORIZATION: VILLAGE ORDINANCE

REVENUE DESCRIPTION:

Fire Recovery USA is nation's largest cost recovery company dedicated to helping fire and emergency service departments bill and recover for fire inspections, self-inspections, emergency incident response costs, false alarm programs, and paramedic subscription programs. The Fire Recovery USA system also applies to a wide range of emergency services, allowing you to appropriately recover costs for the department efforts.

In most states, besides billing for motor vehicle incidents, Fire Recovery USA can customize a plan based upon our needs and local laws, which may include: Vehicle Fires; Structure Fires; Water Incidents; hazmat Calls; False Alarms; Fire Prevention Inspections and Fire Permit Inspections; Self-Inspections; Special Rescue; and Mutual Aid.

Billing for services is legal in Illinois and several local fire departments are currently billing for services through Fire Recovery. In Illinois Fire Recovery is administered through Andres Medical Billing which is the ambulance billing vendor for the Romeoville Fire Department. This program bills and recovers costs from the person's insurance company and not them individually. Listed above are examples of the services that can be billed for, however we would not include all of those listed. This program would be administered similarly to how we manage the ambulance billing program. We would bill insurance companies but not seek collections from residents.

FEE SCHEDULE:

To be set based on Vendor recommendations. One example is the basic charge for motor vehicle accidents. This fee is for a hazardous materials assessment and scene stabilization. It is the most common billing level for a vehicle accident and occurs almost every time the fire department responds to an accident. The fee for Level 1 service is $435.00.

METHOD OF PROJECTION: Past year History

PROJECTED REVENUE FISCAL YEAR 2020-2021: $35,000

REVENUE MANUAL

REVENUE ITEM: **FIRE REPORTS**

FUND: **GENERAL CORPORATE FUND**

ACCOUNT: **01.00.45092**

LEGAL AUTHORIZATION: **VILLAGE CODE**

REVENUE DESCRIPTION:

After a fire, the insurance companies request a copy of our State Fire Report.

FEE SCHEDULE:

$10 per report

METHOD OF PROJECTION:

Past History

PROJECTED REVENUE FISCAL YEAR 2020-2021: $800

COMMENTS:

REVENUE MANUAL

REVENUE ITEM: **HAZ-MAT REIMBURSEMENT**

FUND: **GENERAL CORPORATE FUND**

ACCOUNT: **01.00.45017**

LEGAL AUTHORIZATION: **VILLAGE ORDINANCE 98-2601**

REVENUE DESCRIPTION:

Reimbursement for expenses incurred during a hazardous materials incident. The responsible party pays the fees. The amount recovered varies from year to year and is based on call volume.

FEE SCHEDULE:

Ordinance Fee Schedule

METHOD OF PROJECTION:

History of past incidents

PROJECTED REVENUE FISCAL YEAR 2020-2021: **$30,000**

COMMENTS:

REVENUE MANUAL

REVENUE ITEM: SCBA/RESPIRATOR FIT TESTING FEE

FUND: GENERAL CORPORATE FUND

ACCOUNT: 01.00.43042

LEGAL AUTHORIZATION: VILLAGE BOARD APPROVAL

REVENUE DESCRIPTION:

FIT TESTING. $35.00 PER MASK.

FEE SCHEDULE:

METHOD OF PROJECTION: Estimate from projected regional need.

PROJECTED REVENUE FISCAL YEAR 2020-2021: $10,000

COMMENTS:

REVENUE MANUAL

REVENUE ITEM: **FEDERAL GRANTS**

FUND: **GENERAL CORPORATE FUND**
ACCOUNT: **01.00.40266**

LEGAL AUTHORIZATION: **GRANT AWARD**

REVENUE DESCRIPTION:

The Fire Department is applying to FEMA for a grant to purchase a Self Contained Breathing Apparatus Air Compressor ($100.000 Cost)

FEE SCHEDULE: **$100,000 Assistance to Firefighters Grant – Air Compressors - Fire**

METHOD OF PROJECTION: Grant Award – Federal & State Grant guidelines

PROJECTED REVENUE FISCAL YEAR 2020-2021: $100,000

REVENUE MANUAL

REVENUE ITEM: **LOCKPORT FIRE AGREEMENT**

FUND: **GENERAL CORPORATE FUND**
ACCOUNT: **01.00.45104**

LEGAL AUTHORIZATION: **INTERGOVERNMENTAL AGREEMENT**

REVENUE DESCRIPTION:

The Village has entered into a long term Fire Protection agreement with the Lockport Township Fire Protection District. The agreement defines what areas of the Village are to be primarily served by the Lockport Township Fire Protection District and what areas are to be protected by the Village. The Village, as compensation for services and other benefits provided to the Lockport Township Fire Protection District, receives a portion (50%) of the property taxes and other revenues received by the Lockport Township Fire Protection District for the service area that is within the Village's and the District's shared boundaries. The funds are be used to primarily benefit the areas within both the Village and the Lockport and Plainfield Fire Protection District service areas.

FEE SCHEDULE:

METHOD OF PROJECTION:

The revenue is based upon a portion of the estimated Fire Department expenditures that will primarily benefit the areas within both the Village and the Lockport Fire Protection District service areas and an estimate of 50% of property taxes generated from shared area as per terms of the agreement.

PROJECTED REVENUE FISCAL YEAR 2020-2021: $1,505,000.00

REVENUE MANUAL

REVENUE ITEM: **FIRE ACADEMY**

FUND: **GENERAL CORPORATE FUND**

ACCOUNT: **01.00.43042**

LEGAL AUTHORIZATION: **VILLAGE BOARD APPROVAL**

REVENUE DESCRIPTION:

The Romeoville Fire Academy will hold an estimated 150 fire/rescue/haz-mat courses and 65 CPR courses in the 19-20 fiscal year. Each course generates revenue by student tuition. The estimated number of courses held is subject to change based on course cancellations or special requests for training by outside fire departments or business and community groups in the Village.

FEE SCHEDULE:

Varies. Each course has a different tuition cost per student. Student tuition ranges from $ 44.00 for CPR classes to $ 2,950.00 for Basic Operations Firefighter Academy. Student enrollment varies, but past enrollment for courses ranged from 5 students to 40 students, depending on the course.

METHOD OF PROJECTION:

Past history of the Academy operating from Jan., 2006 – Dec., 2019. FY 20-21 Academy Budget plus $25,000.00

PROJECTED REVENUE FISCAL YEAR 2020-2021: $ 1,200,000.00

This amount is subject to change based on course offerings.

COMMENTS:

PERSONNEL REQUESTS

VILLAGE OF ROMEOVILLE
FIRE DEPARTMENT PERSONNEL PLAN
FISCAL YEAR 2020-21

DEPARTMENT	COST CENTER	POSITION	GRADE/STEP	QUANTITY	DEPT PRIORITY RANK	2020-21	ADDITIONAL COSTS	TOTAL
FIRE	01.10.03.101	Position Change - Fire Academy Office Assistant to Coordinator	Non-Union	1	1	10,000	-	10,000
FIRE	01.10.01.105	Fire Inspector (Part-time) ($30.00/hr)	Non-Union	1	1	42,300	-	42,300
FIRE	01.10.01.105	Fire Interns	Non-Union	2	1	27,000	-	27,000
	TOTAL FIRE DEPARTMENT PERSONNEL REQUESTS					**79,300**	**-**	**79,300**

VILLAGE OF ROMEOVILLE
FIRE DEPARTMENT PERSONNEL PLAN
FISCAL YEARS 2020-21 TO 2024-25

DEPARTMENT	COST CENTER	POSITION	GRADE/STEP	QUANTITY	DEPT PRIORITY RANK	2020-21	2021-22	2022-23	2023-24	2024-25	ADDITIONAL COSTS	TOTAL
FIRE	01.10.03.101	Position Change Office Assistant(Fire Academy)	Non-Union	1	1	(65,400)	-	-	-	-	-	(65,400)
FIRE	01.10.03.101	Fire Academy Coordinator	Non-Union	1	1	75,400	-	-	-	-	-	75,400
FIRE	01.10.01.105	Fire Inspector (Full-time) ($30.00/hr)	Non-Union	1	1	42,300	-	-	-	-	-	42,300
FIRE	01.10.01.105	Fire Interns	Non-Union	2	1	27,000	-	-	-	-	-	27,000
	TOTAL FIRE DEPARTMENT PERSONNEL REQUESTS					$ 79,300	$ -	$ -	$ -	$ -	$ -	$ 79,300

Goals and Objectives: 2020-2021 Budget

DEPARTMENT: **FIRE**

FUND: **GENERAL CORPORATE**

COST CENTER: **ADMINISTRATION**

ACCOUNT NUMBER: **01.10.03.101**

REQUEST TYPE: **PERSONNEL**

GOAL DESCRIPTION:

Position Change Office Assistant

GOAL OBJECTIVE:

Office Assistant to Fire Academy Coordinator

COST: $10,000

Goals and Objectives: 2020-2021 Budget

DEPARTMENT: **FIRE**

FUND: **GENERAL CORPORATE**

COST CENTER: **ADMINISTRATION**

ACCOUNT NUMBER: **01.10.01.101**

REQUEST TYPE: **PERSONNEL**

GOAL DESCRIPTION:

Hire a Part-time Fire Inspector for the Fire Prevention Bureau. If the Village decides to own and operate its own fire alarm system, this position is essential. This position will perform maintenance and system related work on fire alarm radios in conjunction with the maintenance vendor. Work would include battery changes, connectivity issues, error codes, new accounts and liaison with Laraway Communications center. This position will also assist with fire inspections as needed.

GOAL OBJECTIVE:

Add a part-time Fire Inspector for the operation of the Fire Alarm System.

COST: $42,300

Goals and Objectives: 2020-2021 Budget

DEPARTMENT: **FIRE**

FUND: **GENERAL CORPORATE/FIRE ACADEMY**

COST CENTER: **ADMINISTRATION**

ACCOUNT NUMBER: **01.10.01.105**

REQUEST TYPE: **PERSONNEL**

GOAL DESCRIPTION:

Create a Firefighter Intern Program with one (1) paramedic and one (1) EMT-B.

GOAL OBJECTIVE:
Although countless people want to become firefighters it is very difficult finding qualified candidates. This has been an on-going struggle the fire department has always faced: finding qualified personnel to apply for the job. A major reason for this is because the Fire Department cannot hire a candidate unless they are certified as a state Basic Operation Firefighter (BOF). The problem is one cannot become a BOF unless they are a rostered member of a fire department.

In working with the State Fire Marshal on how to resolve this they gave us approval to implement a Firefighter Internship Program. In short, the program, would allow a firefighter to do a three-month internship with the fire department. While they attend our Basic Operations Firefighter Academy they will be required to work one shift a week as an extra member on duty to observe and perform non-life threatening tasks. At the end of the three month period the internship will come to an end. If the intern performed to expectations they will get a chance at being hired part-time. During the internship the intern will be paid minimum wage.

The major benefits of the program will be that the fire department will finally have a qualified pool of candidates to draw from for hire who are already trained the Romeoville way. It will provide a valuable avenue for future firefighters to learn the profession while giving the fire department extra manpower at minimal costs.

COST: $27,000

CAPITAL REQUESTS

VILLAGE OF ROMEOVILLE

FIRE DEPARTMENT BUDGETED CAPITAL IMPROVEMENT PLAN

FISCAL YEARS 2020-21

ACCOUNT NUMBER	CAPITAL PROJECT	DEPARTMENT	BUDGETED REQUESTS 2020-21
CORPORATE FUND			
01.10.01.401	Bike Medic	FIRE	9,000
01.10.01.408	SCBA Compressor (Grant)	FIRE	80,000
01.10.01.408	Replace UAV (Drone) Equipment	FIRE	35,000
01.10.01.408	Water Rescue Boat (Equipment)	FIRE	33,000
01.10.01.408	Stryker Power Pro Ambulance Cot	FIRE	24,000
01.10.01.408	Emergency Care Manikin	FIRE	10,000
01.10.01.410	Replace 2003 Ambulance (with power load)	FIRE	30,000
01.10.01.410	Replace Investigation Vehicle and (2) others	FIRE	30,000
01.10.03.408	SCBA Cylinders Fire Academy	FIRE	25,000
01.10.03.408	Instructors PPE Fire Academy	FIRE	20,000
	TOTAL FIRE CORPORATE FUND		**296,000**
	TOTAL ALL FIRE DEPARTMENT CAPITAL REQUESTS		**296,000**

VILLAGE OF ROMEOVILLE
FIRE DEPARTMENT CAPITAL IMPROVEMENT PLAN
FISCAL YEARS 2020-21 TO 2024-25

ACCOUNT NUMBER	CAPITAL PROJECT	DEPARTMENT	DEPT RANK	2020-21	2021-22	2022-23	2023-24	2024-25	TOTAL	FUNDING
01.10.01.401	Bike Medic (Ribfest)	FIRE	1	9,000					9,000	OPERATIONS
01.10.01.408	SCBA Compressor (Grant)	FIRE	2	80,000	-	-	-	-	80,000	OPERATIONS/GRANT
01.10.01.408	Replace UAV (Drone) Equipment	FIRE	2	35,000	-	-	-	-	35,000	OPERATIONS
01.10.01.408	Water Rescue Boat (Equipment)	FIRE	2	33,000					33,000	OPERATIONS
01.10.01.408	Stryker Power Pro Ambulance Cot	FIRE	1	24,000	-	-	-	-	24,000	OPERATIONS
01.10.01.408	Emergency Care Manikin	FIRE	1	10,000	10,000	10,000	10,000	10,000	50,000	OPERATIONS
01.10.01.408	Extracation Tool (Electric)	FIRE	3	-	30,000	-	-	-	30,000	OPERATIONS
01.10.01.408	Replace Windows Station 2	FIRE	1		-	25,000	-	-	25,000	OPERATIONS
01.10.01.410	Fleet Vehicle Leases(21-22)Increase to finish fleet	FIRE	1	30,000	78,000	78,000	78,000	-	264,000	OPERATIONS
01.10.01.410	Replace 2006 Engine (7 Year Lease)	FIRE	3	-	75,000	75,000	75,000	75,000	300,000	OPERATIONS
01.10.01.410	Replace 2003 Ambulance (with power load)	FIRE	1	30,000	30,000	30,000	30,000	30,000	150,000	OPERATIONS
01.10.01.410	Replace Investigation Vehicle	FIRE	1	-	30,000	-	-	-	30,000	OPERATIONS
01.10.01.410	Replace 2006 Ambulance (YEAR LEASE)	FIRE	3	-	-	30,000	30,000	30,000	90,000	OPERATIONS
01.10.01.410	Replace 2012 Engine (YEAR LEASE)	FIRE	4	-			-	80,000	80,000	OPERATIONS
01.10.01.410	Replace 2007 Engine (YEAR LEASE)	FIRE	4	-		72,000	72,000	72,000	216,000	OPERATIONS
01.10.01.410	Replace 2008 Ambulance (YEAR LEASE)	FIRE	6	-		30,000	-	-	30,000	OPERATIONS
01.10.01.410	Replace ATV-21	FIRE	4	-		34,000	-	-	34,000	OPERATIONS
01.10.01.410	Replace 2013 Truck(Snorkel)	FIRE	1	-	-		-	100,000	100,000	OPERATIONS
01.10.01.410	Replace 2006 Squad(Lease med duty rescue)	FIRE	6	-	-		50,000	-	50,000	OPERATIONS
01.10.01.410	Replace 2012 Ambulance	FIRE	10	-	-		-	35,000	35,000	OPERATIONS
01.10.01.410	Replace ATV 22	FIRE	10	-	-		-	35,000	35,000	OPERATIONS
01.10.03.407	Station 2 Parking Lot	FIRE ACADEMY	2	-	120,000	-	-	-	120,000	OPERATIONS
01.10.03.408	SCBA Cylinders Fire Academy	FIRE	1	25,000					25,000	OPERATIONS
01.10.03.408	Instructors PPE Fire Academy	FIRE	1	20,000					20,000	OPERATIONS
	TOTAL GENERAL CORPORATE REQUESTS			**$ 296,000**	**$ 373,000**	**$ 384,000**	**$ 345,000**	**$ 467,000**	**$ 1,865,000**	
	TOTAL FIRE DEPARTMENT CAPITAL REQUESTS			**$ 296,000**	**$ 373,000**	**$ 384,000**	**$ 345,000**	**$ 467,000**	**$ 1,865,000**	

Goals and Objectives: 2020-2021 Budget

DEPARTMENT: **FIRE**

FUND: **GENERAL CORPORATE**

COST CENTER: **ADMINISTRATION**

ACCOUNT NUMBER: **01.10.01.401**

REQUEST TYPE: **PROGRAM**

GOAL DESCRIPTION:

Establish a Bike Paramedic Program utilizing state of the art electric bikes. This would be the only program in the area, possibly in the state, to utilize this new technology.

GOAL OBJECTIVE:

Bike Paramedic Programs have been proven to be highly successful for departments that deploy them. They are utilized for special events, fairs, festivals, public education, and in communities with large networks of bike paths. The program would include two (2) electric mountain bikes, associated equipment bags and lights. Team members will also be sent for bike specific training. This program will be an important part of EMS operations at Rib Fest and will aide us in maneuvering through large crowds.

COST: $9,000

Goals and Objectives: 2020-2021 Budget

DEPARTMENT: **FIRE**

FUND: **GENERAL CORPORATE**

COST CENTER: **ADMINISTRATION**

ACCOUNT NUMBER: **01.10.01.408**

REQUEST TYPE: **EQUIPMENT**

GOAL DESCRIPTION:

Replace SCBA Air Compressor at Station 2. The department will attempt to obtain a grant to fund this purchase.

GOAL OBJECTIVE:

Replace SCBA Air Compressor at Station 2.

COST: $80,000

Goals and Objectives: 2020-2021 Budget

DEPARTMENT: **FIRE**

FUND: **GENERAL CORPORATE**

COST CENTER: **ADMINISTRATION**

ACCOUNT NUMBER: **01.10.01.408**

REQUEST TYPE: **EQUIPMENT**

GOAL DESCRIPTION:

Update Village's UAV Drone Technology

Drone technology changes by leaps and bounds every year. The department operates a public safety leading drone program, however, the technology is over three (3) years old. The new technology will also assist in crowd monitoring at the annual Ribfest event.

GOAL OBJECTIVE:

Purchase a new drone with all-weather flight capabilities, multiple cameras (a high zoom, 30 x capable camera and high resolution thermal image device and tether unit to allow the aircraft to remain airborne for up to 24 hours.

COST: $35,000

Goals and Objectives: 2020-2021 Budget

DEPARTMENT: **FIRE**

FUND: **GENERAL CORPORATE**

COST CENTER: **ADMINISTRATION**

ACCOUNT NUMBER: **01.10.01.408**

REQUEST TYPE: **EQUIPMENT**

GOAL DESCRIPTION:

To replace a 20-year old small row boat and trailer that was given to the department by REMA.

GOAL OBJECTIVE:

The objective will be to purchase a new water rescue boat and trailer similar to the one that we currently have. The old boat and trailer will be re-purposed to the Fire Academy for use in training. The replacement boat and trailer will be an R-One Series 1660 Rescue boat and trailer. This vehicle will be placed in front line service for emergency response to be used in our community as well as respond to other communities within MABAS. This boat is the same type that other local departments and MABAS divisions utilize. It is important to purchase a compatible boat since they can be linked together to establish a working platform at water incidents for a more efficient operation.

COST: $33,000

TACTICAL RESCUE SERVICES
MERCURY
mzo boat

Goals and Objectives: 2020-2021 Budget

DEPARTMENT: **FIRE**

FUND: **GENERAL CORPORATE**

COST CENTER: **ADMINISTRATION**

ACCOUNT NUMBER: **01.10.01.408**

REQUEST TYPE: **EQUIPMENT**

GOAL DESCRIPTION:

Purchase a Stryker Power Pro XT Ambulance Cot and a Stair-Pro Model 6252 Stair Chair for the departments 4th ambulance.

GOAL OBJECTIVE:

The department will be staffing a 3rd ambulance due to the increase in demand for services. The recent upgrade in staffing will allow for personnel to be assigned to a 3rd ambulance. The cot and stair chair are now needed for the 4th ambulance to ensure that 3 ambulances are mechanically available at all times.

COST: $24,000

stryker

POWER-PRO + STAIR-PRO 2020

Quote Number:	10067560	Remit to:	P.O. Box 93308
Version:	1		Chicago, IL 60673-3308
Prepared For:	VILLAGE OF ROMEOVILLE	Rep:	John Fischer
	Attn:	Email:	john.fischer@stryker.com
		Phone Number:	
		Mobile:	+1 8479894536

Quote Date: 10/22/2019
Expiration Date: 01/20/2020

Delivery Address		End User - Shipping - Billing		Bill To Account	
Name:	VILLAGE OF ROMEOVILLE	Name:	VILLAGE OF ROMEOVILLE	Name:	VILLAGE OF ROMEOVILLE
Account #:	1065600	Account #:	1065600	Account #:	1065600
Address:	18 MONTROSE DR	Address:	18 MONTROSE DR	Address:	18 MONTROSE DR
	ROMEOVILLE		ROMEOVILLE		ROMEOVILLE
	Illinois 60446-1370		Illinois 60446-1370		Illinois 60446-1370

Equipment Products:

#	Product	Description	Qty	Sell Price	Total
1.0	6506000000	Power-PRO XT	1	$14,841.00	$14,841.00
1.1	6085033000	PR Cot Retaining Post		$0.00	$0.00
1.2	7777881669	3 Yr X-Frame Powertrain Wrnty		$0.00	$0.00
1.3	7777881670	2 Yr Bumper to Bumper Warranty		$0.00	$0.00
1.4	6506026000	Power Pro Standard Components		$0.00	$0.00
1.5	6500001430	X-RESTRAINT PACKAGE		$0.00	$0.00
1.6	0054030000	DOM SHIP (NOT HI, AK, PR, GM)		$0.00	$0.00
1.7	650606160000	ONE PER ORDER, MANUAL, ENG OPT		$0.00	$0.00
1.8	6500082000	Knee-Gatch/Trendelenburg		$702.00	$702.00
1.9	6506038000	Steer Lock Option		$674.00	$674.00
1.10	6060036017	SAFETY HOOK, SHORT		$0.00	$0.00
1.11	6506127000	Power-LOAD Compatible Option		$1,489.00	$1,489.00
1.12	6500038000	SMRT KIT-120V AC,12V DC, Brckt		$67.00	$67.00
1.13	6500003130	KNEE GATCH BOLSTER MATRSS, XPS		$0.00	$0.00
1.14	6506040000	XPS Option		$1,758.00	$1,758.00
1.15	6506036000	No HE Section O2 Bottle		$0.00	$0.00
1.16	0054200994	NO RUNNER		$0.00	$0.00
1.17	6500315000	3 Stage IV Pole PR Option		$304.00	$304.00
1.18	6506012003	STANDARD FOWLER		$0.00	$0.00
1.19	6500130000	Pocketed Back Rest Pouch		$228.00	$228.00

Stryker Medical - Accounts Receivable - accountsreceivable@stryker.com - PO BOX 93308 - Chicago, IL 60673-3308

Goals and Objectives: 2020-2021 Budget

DEPARTMENT: **FIRE**

FUND: **GENERAL CORPORATE**

COST CENTER: **ADMINISTRATION**

ACCOUNT NUMBER: **01.10.01.408**

REQUEST TYPE: **EQUIPMENT**

GOAL DESCRIPTION:

Purchase an Emergency Care Manikin

Purchase an Emergency Care Manikin to fulfill requirements for advanced life support training and emergency care management. The manikin is a state of the art emergency care training manikin that has unique features like SymEyes, two-way communication, stethoscope technology, tablet compatibility and associated clinical training features. With the complexity of modern emergency medicine and the inflow and outflow of part-time members it is essential to have a training device that challenges the proficiency of our caregivers.

GOAL OBJECTIVE:

Purchase a CAE Healthcare Ares Medical Manikin.

COST: $10,000

Goals and Objectives: 2020-2021 Budget

DEPARTMENT: **FIRE**

FUND: **GENERAL CORPORATE**

COST CENTER: **ADMINISTRATION**

ACCOUNT NUMBER: **01.10.01.410**

REQUEST TYPE: **PROGRAM**

GOAL DESCRIPTION:

Replace 2003 Ambulance with power load

GOAL OBJECTIVE:

Replace 2003 Ambulance with power load

COST: $30,000

Goals and Objectives: 2020-2021 Budget

DEPARTMENT: **FIRE**

FUND: **GENERAL CORPORATE**

COST CENTER: **ADMINISTRATION**

ACCOUNT NUMBER: **01.10.01.410**

REQUEST TYPE: **VEHICLE**

GOAL DESCRIPTION:

Replace Fire Investigation Vehicle and two others. The Fire Prevention Bureau currently operates a 2001 Horton Ambulance. The ambulance was converted to a fire investigation unit for arson investigations. The vehicle as set-up does not meet the needs of the fire investigation team. The proposed vehicle would be built to improve on scene operations. Since the current vehicle is a retired front line ambulance it has high mileage and is expensive to maintain. The department will purchase a Ford Transit which will serve the team's needs.

GOAL OBJECTIVE:

Replace the converted ambulance with a Fire Investigation vehicle and two others.

COST: $30,000

Goals and Objectives: 2020-2021 Budget

DEPARTMENT: **FIRE**

FUND: **GENERAL CORPORATE**

COST CENTER: **ADMINISTRATION**

ACCOUNT NUMBER: **01.10.03.408**

REQUEST TYPE: **PROGRAM**

GOAL DESCRIPTION:

SCBA Cylinders Fire Academy

GOAL OBJECTIVE:

SCBA Cylinders Fire Academy

COST: $25,000

Goals and Objectives: 2020-2021 Budget

DEPARTMENT: **FIRE**

FUND: **GENERAL CORPORATE**

COST CENTER: **ADMINISTRATION**

ACCOUNT NUMBER: **01.10.03.408**

REQUEST TYPE: **PROGRAM**

GOAL DESCRIPTION:

Instructors PPE Fire Academy

GOAL OBJECTIVE:

Instructors PPE Fire Academy

COST: $20,000

OTHER GOALS & NON-MONETARY GOALS

VILLAGE OF ROMEOVILLE
FIRE - OTHER GOALS AND NON-MONETARY
FISCAL YEAR 2020-21

PROJECT	DEPARTMENT	COST	FUNDING
Participation in Federal Excess Property Program	FIRE	NON-MONETARY	01.10.01.399
Community Preparedness	FIRE	NON-MONETARY	01.10.01.370
Evaluate Fees	FIRE	NON-MONETARY	VARIOUS
Intergovernmental Agreements	FIRE	NON-MONETARY	VARIOUS
16 Life Safety Initiative	FIRE	NON-MONETARY	VARIOUS
Social Media Marketing	FIRE	NON-MONETARY	01.10.01.210
Public Education Programs	FIRE	NON-MONETARY	VARIOUS
Fire Academy Program Lead Restructure	FIRE	NON-MONETARY	VARIOUS
Special Event Details	FIRE	NON-MONETARY	VARIOUS
Fire Department Apprenticeship Program	FIRE	NON-MONETARY	VARIOUS
Total		$ -	

Goals and Objectives: 2020-2021 Budget

DEPARTMENT: **FIRE**

FUND: **GENERAL CORPORATE**

COST CENTER: **FIRE ACADEMY/FIRE DEPARTMENT**

ACCOUNT NUMBER: **01.10.03.399**

REQUEST TYPE: **NON-MONETARY**

GOAL DESCRIPTION:

The goal of this program is to acquire tools, equipment and apparatus at no cost from the Illinois Department of Revenue Federal Excess Property program. This program from the Illinois Department of Natural Resources enables fire departments to obtain tools, equipment and apparatus from the federal government that the military is disposing of. As long as the equipment is being utilized for fire department use or training it is available free of charge. The fire department/academy would only incur the cost of picking up the equipment.

GOAL OBJECTIVE:

Participation in this program will allow the fire department/academy to replace outdated operation and training equipment and tools. This program may also allow the fire department to obtain apparatus free of charge.

COST: Non-Monetary

Goals and Objectives: 2020-2021 Budget

DEPARTMENT: **FIRE**

FUND: **GENERAL CORPORATE**

COST CENTER: **ADMINISTRATION**

ACCOUNT NUMBER: **01.10.03.370**

REQUEST TYPE: **NON-MONETARY**

GOAL DESCRIPTION: COMMUNITY PREPAREDNESS

The Department will work with REMA to make sure this goal is accomplished Village wide.

Based on recent natural disasters it has become evident that communities must be self-sufficient for the first 72 hours post incident before Federal Assets start arriving. The Village should follow the "National Blueprint for Secure Communities" to provide the mechanism in which the Romeoville community can respond to a crisis. This is a way to bring citizens, businesses and government together prior to an incident (preparation & planning) so that if one occurs, the response can decrease the loss of life, loss of businesses and to allow the community a quicker return to normalcy.

"To prepare and respond to a crisis, communities must not only work together to identify the innovative ideas that save lives and protect communities, but must also identity the barriers that take lives and that lead to a law enforcement crisis and loss of community continuity. By sharing these ideas and leveraging both public and private resources, citizens can multiply and augment their surge capacity – enabling them to secure their homes, businesses and communities until state and federal resources arrive".

GOAL OBJECTIVE:

Continue involvement in the National Congress for Secure Communities to bring local business, citizens and government entities together in a meaningful organizational structure that can foster the sharing of assets, technologies, personnel and innovative ideas which will prepare Romeoville for crisis mitigation and community recovery". The Department will work with REMA to determine opportunities on a Federal and State level for community preparedness.

COST: NON-MONETARY

Goals and Objectives: 2020-2021 Budget

DEPARTMENT: **FIRE**

FUND: **GENERAL CORPORATE**

COST CENTER: **ADMINISTRATION**

ACCOUNT NUMBER: **VARIOUS**

REQUEST TYPE: **NON-MONETARY**

GOAL DESCRIPTION: **EVALUATE FEES**

The Department has several areas where it charges fees for services delivered. Annual fees charged for these various services will be evaluated against the current market place. We will evaluate our fees for their appropriateness and against what other local municipalities and fire districts are charging for similar services. This evaluation may necessitate deleting and/or adding charges. Fire Prevention, ambulance, alarm monitoring, and fire recovery fees in particular will be evaluated this fiscal year.

GOAL OBJECTIVE: We will evaluate the following fee for service areas: ambulance billing, false fire alarm billing, haz-mat spiller pays and the entire Fire Prevention Bureau fee schedule. In particular, the ambulance billing vendor will be scrutinized to ensure the Department is capturing all reimbursable fees. The cost recover vendor will be contracted annual to review our fee schedule and opportunities for other recoverable fees. This vendor will be contacted to investigate any opportunities for additional revenue.

The department will also research the current fees, pay rates and reimbursement rates utilized by FEMA to ensure that we recover all reimbursable amounts during long term incidents like the pipeline leak.

COST: NON-MONETARY

Goals and Objectives: 2020-2021 Budget

DEPARTMENT: **FIRE**

FUND: **GENERAL CORPORATE**

COST CENTER: **ADMINISTRATION**

ACCOUNT NUMBER: **VARIOUS**

REQUEST TYPE: **NON-MONETARY**

GOAL DESCRIPTION:

INTERGOVERNMENTAL AGREEMENTS:

Evaluate existing intergovernmental agreements to assure that the terms of the agreements are being met. These evaluations are done on an annual basis to make sure the terms of these agreements are made.

GOAL OBJECTIVE:

Determine if these opportunities to increase revenues and/or decrease costs associated with intergovernmental agreements.

COST: NON-MONETARY

Goals and Objectives: 2020-2021 Budget

DEPARTMENT: **FIRE**

FUND: **GENERAL CORPORATE**

COST CENTER: **ADMINISTRATION**

ACCOUNT NUMBER: **VARIOUS**

REQUEST TYPE: **NON-MONETARY**

GOAL DESCRIPTION:

INCORPORATE 16 LIFE SAFETY INITIATIVES

Incorporate the 16 Life Safety initiative and the Rules of Engagement into the culture of the Romeoville Fire Department through department training and Fire Academy courses. This is a National Safety initiative aimed at the reduction of firefighter injuries and line of duty deaths.

GOAL OBJECTIVE:

Decrease firefighter injuries an increase their situation awareness in immediately dangerous to life and health events.

COST: NON-MONETARY

Goals and Objectives: 2020-2021 Budget

DEPARTMENT:	**FIRE**
FUND:	**GENERAL CORPORATE**
COST CENTER:	**FIRE ACADEMY**
ACCOUNT NUMBER:	**01.10.01.210**
REQUEST TYPE:	**NON-MONETARY**

GOAL DESCRIPTION:

CONTINUE MARKETING THE ROMEOVILLE FIRE ACADEMY UTILIZING SOCIAL MEDIA SITES SUCH AS FACEBOOK, TWITTER, AND INSTAGRAM. - The Romeoville Fire Academy (RFA) has expanded rapidly and now has over 100 course offerings per year that certify firefighters and emergency medical technicians in a multitude of different disciplines. The RFA is now the second largest fire academy in the state of Illinois. The growth of the academy has benefited the Romeoville Fire Department by allowing our firefighters to further their education and training cost free to the Village of Romeoville. In addition to the benefits the Fire Department has enjoyed the RFA has also created a revenue stream for the village as a whole and been able to provide CPR courses to village employees and residents.

In order for the RFA to continue to grow and provide the benefits explained above the RFA will continue marketing the fire academy via social media. There are other fire academies in the state of Illinois which offer several of the same courses as RFA. Most of the other academies in the state have a presence on social media sites and regularly market their course offerings on those sites. In order to remain competitive and ensure future growth the RFA needs to have a presence on social media.

GOAL OBJECTIVE:

Continue a social media campaign in order to advertise course offerings and to increase the marketing ability of the Romeoville Fire Academy.

COST: Non-Monetary

Goals and Objectives: 2020-2021 Budget

DEPARTMENT: **FIRE**

FUND: **GENERAL CORPORATE**

COST CENTER: **ADMINISTRATION**

ACCOUNT NUMBER: **VARIOUS**

REQUEST TYPE: **NON-MONETARY**

GOAL DESCRIPTION:

PUBLIC EDUCATION PROGRAMS

As part of the Villages goal and objectives process a program was identified which would significantly increase the fire department's delivery of public education programs. This would be the Fire Departments response to a village wide effort to provide educational opportunities for the public. The goal of this objective would be to evaluate the multitude of programs available for us to deliver and then choose those that are most appropriate for the department and the needs of our citizens. Some funds have been budgeted in existing fire prevention accounts to partially accommodate the start of some of these programs during the next year fiscal year.

The department will annually review the magnitude of available public education programs as to their ability to improve public outreach and education.

One program that will be evaluated in particular this fiscal year is the Pulse Point mobile phone application for citizen notification when CPR is needed (see attached).

GOAL OBJECTIVE:

The fire department will expand the number and types of public education programs it delivers. Some of the programs to be considered include: In school programs for District 365U, risk watch after school programs, safety town, fire corp., establishing an explorer program, senior citizen accident prevention and the establishment of monthly educational seminars for businesses.

COST: NON-MONETARY

Goals and Objectives: 2020-2021 Budget

DEPARTMENT:	**FIRE**
FUND:	**GENERAL CORPORATE**
COST CENTER:	**FIRE ACADEMY**
ACCOUNT NUMBER:	**VARIOUS**
REQUEST TYPE:	**NON-MONETARY**

GOAL DESCRIPTION:

The Fire Academy is lacking strong leadership in various programs that are offered. During the 20-21 fiscal year, the Fire Academy Staff/Administration will re-structure the Program Lead Instructors based upon needs. In addition, the overall staff roster will be evaluated. Instructors that are not meeting the needs of the academy will be removed from their positions and new instructors will be hired to replace. This will be at no cost to the village and the current overall number of instructors will be maintained as much as possible.

GOAL OBJECTIVE:

Complete re-structure of the technical rescue disciplines. Currently, the academy has one lead instructor for (7) technical rescue courses. With the re-structure, there will be a Program Director for technical rescue and a lead instructor for each of the (4) disciplines within technical rescue. These disciplines include: Rope Operations/Technician, Confined Space Operations, Trench Operations/Technician, Structural Collapse Operations/Technician.

The need for a Fire Apparatus Engineer Lead Instructor will be evaluated. The current Lead may consider remaining as an instructor, but not a Lead of the Program. In addition, a need to assign specific groups of instructors to specific programs is a necessity. Currently, Instructors sign up for the classes they wish to teach. This does not allow the lead instructors to maintain the highest level of efficiency and organization within the programs.

Instructor hiring across all disciplines will be evaluated and implemented as needed.

COST: Non-Monetary

Goals and Objectives: 2020-2021 Budget

DEPARTMENT: **FIRE**

FUND: **GENERAL CORPORATE**

COST CENTER: **ADMINISTRATION**

ACCOUNT NUMBER: **VARIOUS**

REQUEST TYPE: **NON-MONETARY**

GOAL DESCRIPTION:

Special Event/Detail fees.

Currently the department staffs local special events and details free of charge. Fees would be charged to recoup expenses incurred by the department in staffing these events.

GOAL OBJECTIVE: Recoup expenses at non-Village events by charging a special event/detail fee.

COST: Non-Monetary

Goals and Objectives: 2020-2021 Budget

DEPARTMENT: **FIRE**

FUND: **GENERAL CORPORATE**

COST CENTER: **ADMINISTRATION**

ACCOUNT NUMBER: **VARIOUS**

REQUEST TYPE: **NON-MONETARY**

GOAL DESCRIPTION:

Fire Department Apprenticeship Program

Establish a Firefighter apprenticeship program in accordance with Illinois General Assembly HB 2854. This program will be an outgrowth of the highly successful Romeoville Fire Academy BOF (Basic Operations Firefighter) to meet the needs of both the Romeoville Fire Department and the graduating student. The Romeoville Fire Department's firefighter apprenticeship program is an exciting career opportunity for a select few top recruits who graduate from the Romeoville Fire Academy. Those recruits who are selected will have the opportunity to take the skills that were learned during the BOF academy, and apply them while working on shift alongside full and part-time firefighter/PM's of the Romeoville Fire Department. The program is designed to assist the candidate during his or her apprenticeship with both, on the job, and academic experience and training needed for entry testing, and to ultimately become a member of the greatest fraternity on earth. This opportunity will also give those selected, at the discretion of the Fire Chief, consideration of a potential part-time position to those who qualify at the end of their apprenticeship program. This program will also help the Romeoville Fire Department by augmenting the on-duty manpower, as these apprentices will be semi-functional members capable of helping with all FD duties and responsibilities both in the station and on the emergency scene. Under the Bill of Status of HB 2854, a firefighter apprentice will receive up to 20 preference points in full-time hiring.

This program will also assist the department's part-time recruitment efforts by providing a career path for the apprentices. When a part-time slot opens up on the department, the top quality apprentices will have the opportunity at obtaining an open part-time slot.

GOAL OBJECTIVE:

Implement the Romeoville Fire Department/Romeoville Fire Academy Apprentice Program.

COST: NON-MONETARY

FIRE DEPARTMENT ADMINISTRATION

			Budget Request	Original Request
SALARIES				
01.10.01.101	**FULL-TIME SALARIES**		**3,114,100**	**3,114,100**
	Fire Chief	Adams		
	Assistant Chief of Administration	Pemble		
	Assistant Chief of Operations	Murray		
	Fire Marshall/Administrative Chief	Michalec		
	F/T Battalion Chief	Austin		
	F/T Battalion Chief	Henry		
	F/T Battalion Chief	Spradau		
	F/T Lieutenant	Charniak		
	F/T Lieutenant	Clow		
	F/T Lieutenant	desLauriers		
	F/T Lieutenant	Johnson		
	F/T Lieutenant	Koziol		
	F/T Lieutenant	Padilla		
	F/T Lieutenant	Rymsza		
	F/T Lieutenant	Ziller		
	F/T Lieutenant	Vacant		
	Firefighter Tier 1	Barnes		
	Firefighter Tier 1	Dibbern		
	Firefighter Tier 1	Gorzycki		
	Firefighter Tier 1	Jones		
	Firefighter Tier 1	Kehoe		
	Firefighter Tier 1	Malek		
	Firefighter Tier 1	Matoniak		
	Firefighter Tier 1	Olson		
	Firefighter Tier 1	Shaffer		
	Firefighter Tier 2	Garland		
	Firefighter Tier 2	Hoffrage		
	Firefighter Tier 2	Vacant		
	Firefighter Tier 2	Vacant		
	Firefighter Tier 2	Vacant		
	Firefighter Tier 2	Vacant		
	EMS Coordinator	Deguisne		
	Executive Assistant	Schergen		
	Records Clerk	Kujat		
01.10.01.104	**WORKER'S COMPENSATION**		**50,000**	**50,000**
01.10.01.105	**PART-TIME SALARIES**		**762,700**	**766,900**
	Firefighter/Paramedics			
	7G/Extra Duty			
01.10.01.106	**OVERTIME**		**331,400**	**335,000**
	Mandatory Classes			
	Callbacks for Calls			
	Assignments off shift			
	Holiday Part-Time Salaries			
	Maintain Staffing Levels			
	Events			
	TSO Differential			
	Kelly Days (B/C)			
	Dispatcher for Ribfest	New		
	Ribfest Staffing	New		
01.10.01.111	**GROUP INSURANCE**		**618,400**	**618,400**
01.10.01.121	**IMRF**		**45,700**	**41,200**
01.10.01.122	**FICA**		**68,900**	**69,300**
01.10.01.123	**MEDICARE**		**61,600**	**61,800**

		Budget Request	Original Request
01.10.01.127	**LONGEVITY**	**8,300**	**8,300**
01.10.01.128	**STIPENDS**	**19,800**	**19,800**
01.10.01.130	**FIRE PENSION EXPENSE**	**459,800**	**459,800**
01.10.01.132	**CELL PHONE REIMBURSEMENT** Adams	**300**	**300**
01.10.01.133	**INSURANCE INCENTIVE REIMBURSEMENT**	**7,000**	**7,000**
01.10.01.133	**WELLNESS INCENTIVE**	**-**	**8,700**
	TOTAL SALARIES	**5,548,000**	**5,560,600**
CONTRACTUAL			
01.10.01.202	**TRAINING & CONFERENCES** Mandatory Fire and EMS Classes/Seminars Visual Aids Conferences Mandatory Specialty Team Training Training Props FDIC Fire Training Supplies Fire Investigator Training Fire Prevention Training Command Training	**20,000**	**20,000**
01.10.01.203	**PHYSICAL EXAMS** Mandatory Annual Testing	**20,000**	**20,000**
01.10.01.210	**COMMUNICATIONS** Star Comm	**-**	**4,300**
01.10.01.215	**UNIFORMS** Full time & Part time personnel Squad Jacket Replacements Class A Uniforms T-Shirts, sweatshirts, pants, shorts Badges Patches	**45,000**	**45,000**
01.10.01.219	**UTILITY ELECTRIC**	**-**	**-**
01.10.01.220	**UTILITY GAS** For Three Stations	**1,000**	**3,000**
01.10.01.265	**MAINTENANCE MOBILE EQUIPMENT** Supplies and Tools Contracted Vehicle Repairs Ambulances (x4) Fire Engines (x5) Truck Heavy Rescue Squad Trailers (x8) Boat Brush Truck Staff Vehicles ATV's (x2) Fire Investigation Vehicle	**140,000**	**150,000**

		Budget Request	Original Request
01.10.01.266	**MAINTENANCE EQUIPMENT**	**33,000**	**35,000**
	Medical Equipment		
	Fire Equipment		
	SCBA Repairs/Flow Testing		
	SCBA Compressor Repairs		
	Station Appliances		
	Bunker Gear Repairs		
	Cardiac Monitor/AED Repairs		
	Stretcher Maintenance		
	Mandated Ground Ladder Testing		
	Hazardous Materials Equipment		
	Traffic Pre-Emption (Village Wide)		
	Fire Extinguisher Maintenance		
	Fire Pump Testing		
	Mandated Aerial Ladder Testing		
	Dive Tank Inspections		
	Spot Free Rinse System for Vehicles		
	Bio-Tron		
	Dive Equipment & Repairs		
01.10.01.270	**MAINTENANCE OFFICE EQUIPMENT**	**500**	**500**
	Printers, Copy machine		
01.10.01.271	**MAINTENANCE RADIO EQUIPMENT**	**8,000**	**8,000**
	Motorola Fire Pagers		
	Portable and Mobile Radios		
	Radio Batteries		
	Antennas, Cables, Fittings		
	Radio Supplies/Parts		
	Headset Replacement Parts		
01.10.01.277	**BUILDING MAINTENANCE**	**35,000**	**35,000**
	Supplies for Station's 1, 2 & 3		
	Station 2 & 3 Remodel		
01.10.01.295	**INTERGOVERNMENTAL AGREEMENT**	**700**	**700**
	Lemont Agreement		
01.10.01.299	**OTHER CONTRACTUAL**	**104,000**	**104,000**
	Andres Ambulance Billing Services		
	Pulmonary Function Testing		
	Medical Oxygen		
	Odor Alert Network Fee		
	Copy Machine Leases		
	SCBA Fit Testing		
	NCI Collections		
	Hinckley		
	Nitrous		
	Fire Extinguisher Service		
	Fitness Program		
	Cardiac Monitors		
	Interpol/Policies		
	Annual Fire Hose Testing		
	Laraway Disptach		
	Fire Prevention Copier Lease		
	Arson Investigator Contractor		
	IDNR Program		
	Zoll Auto Pulse Maintenance		
	National Testing Network		
	TOTAL CONTRACTUAL	**407,200**	**425,500**

		Budget Request	Original Request
COMMODITIES			
01.10.01.301	**DUES**	**11,400**	**11,400**
	MABAS Division 10 and MABAS IL		
	Division 10 TRT		
	Illinois Fire Chief's		
	PADI (Dive)		
	Illinois Fire Service Administrative Professionals		
	International Fire Chiefs Association		
	NFPA (National Fire Protection Association)		
	Illinois Fire Inspectors Association		
	Illinois Society of Fire Service Instructors		
	National Fire Sprinkler Association		
	IBC/ICC		
	International Assoc. of Arson Investigators		
	MABAS 15		
	Sam's Club		
	Illinois Fire Apparatus Mechanics Association		
	Illinois EMT Association		
	IAFC Great Lakes		
	AMA		
	AUVSI		
	Illinois Fire Savety Alliance		
	AOPA		
01.10.01.302	**CHEMICALS**	**1,500**	**1,500**
	AFFF Foam		
01.10.01.303	**PUBLICATIONS**	**2,500**	**2,500**
	NFPA		
	ICC		
	EMS Books/Subscriptions		
	Firehouse Subscriptions		
	IFSTA Manuals		
	Fire Investigations/Fire Prevention		
	Paramedic Manual Updates		
	EMT Manual Updates		
	Fire Service Periodicals		
	Subscription for Hazmat Updates		
	Hazmat Library Resource Update		
01.10.01.307	**HAZARDOUS MATERIALS SUPPLIES**	**10,000**	**10,000**
	Replacement Equipment		
	Haz-Mat Incidents-Spiller Pays		
01.10.01.308	**GASOLINE**	**500**	**500**
01.10.01.311	**PROGRAM SUPPLIES**	**12,000**	**12,000**
	Fire & Life Safety Education Materials		
	Refreshments for Calls		
	CAP Program		
	Awards Banquet		
	CPR Programs		
	Banners, Plaques, Awards		
	Remember When		

		Budget Request	Original Request
01.10.01.316	**MEDICAL SUPPLIES**	**60,000**	**65,000**
	Replacement Supplies		
	Medical Batteries		
	Back Boards		
	Auto Pulse Life Bands		
	Disposable Supplies		
	Zoll Batteries		
	Rescue Task Force (Ribfest)		
	Village Wide AED's		
	Ribfest Supplies		
01.10.01.317	**OFFICE SUPPLIES**	**10,000**	**10,000**
	For 3 stations		
01.10.01.370	**COMMUNITY PROGRAMS**	**16,000**	**17,000**
	Fire Prevention Open House		
	Rec Center Open House		
	Golden Agers B/P Checks		
	Romeofest		
	Citizen's Fire Academy		
	Fish With Firefighters		
	Events		
	EMS Signpost Program		
	"Remembering When" - Senior Program		
	Home Knox Box Program (New)		
01.10.01.399	**OTHER SUPPLIES**	**105,000**	**105,000**
	Bloodborne Pathogen Supplies (For Fire, PD & PW)		
	Photo Supplies		
	Small Batteries (AA, AAA, C, D, 9 volt)		
	Small Hand Tools for Fire & EMS		
	Incident Command Equipment		
	Fire Investigation Protective Equipment		
	Misc. Equipment		
	TRT Equipment		
	Dive Equipment		
	Hose Replacement		
	Annual Bunker Gear Replacement		
	Annual PPE		
	SCBA Bottles		
	Fire Investigation Equipment		
	Radios		
	Honor Guard		
	Fire Prevention Equipment		
	UAS		
	TOTAL COMMODITIES	**228,900**	**234,900**

CAPITAL OUTLAY

01.10.01.401	**CAPITAL OUTLAY**	**9,000**	**9,000**
	Bike Medic (Ribfest)	9,000	9,000
01.10.01.408	**FURNITURE, FIXTURES, & EQUIPMENT**	**182,000**	**202,000**
	Water Rescue Boat	33,000	33,000
	Emergency Care Manikin	10,000	10,000
	Ambulance Cot	24,000	24,000
	Drone	35,000	35,000
	SCBA Compressor (Grant)	80,000	100,000

			Budget Request	Original Request
01.10.01.410	**VEHICLES**		**60,000**	**189,000**
	Fleet Vehicle Leases			
	Ambulance Lease			
	TOTAL CAPITAL OUTLAY		**251,000**	**400,000**
OTHER				
01.10.01.690	**PRINCIPAL PAYMENTS**		**277,000**	**277,000**
	Engine Truck Lease	127,000		
	Enterprise Lease	78,000		
	Ambulance Lease	24,100		
	Fire Investigation Vehicle	7,750		
01.10.01.691	**INTEREST PAYMENTS**		**27,200**	**27,200**
	Engine, Truck Lease	18,800		
	Ambulance Lease	1,600		
	TOTAL OTHER		**304,200**	**304,200**
	TOTAL FIRE ADMINISTRATION		**6,739,300**	**6,925,200**
FIRE ACADEMY				
SALARIES				
01.10.03.101	**FULL-TIME SALARIES**		**61,400**	**61,400**
	Fire Academy Coordinator	Murphy		
01.10.03.105	**PART-TIME SALARIES**		**600,000**	**600,000**
	Instructors			
01.10.03.106	**OVERTIME**		**100**	**100**
	Instructors			
01.10.03.111	**GROUP INSURANCE**		**2,200**	**2,200**
01.10.03.121	**IMRF**		**7,500**	**7,500**
01.10.03.122	**FICA**		**41,200**	**41,200**
01.10.03.123	**MEDICARE**		**9,700**	**9,700**
01.10.03.127	**LONGEVITY**		**300**	**300**
01.10.03.133	**INSURANCE INCENTIVE REIMBURSEMENT**		**2,000**	**2,000**
	TOTAL SALARIES		**724,400**	**724,400**
CONTRACTUAL				
01.10.03.215	**UNIFORMS**		**5,000**	**5,000**
01.10.03.265	**VEHICLE MAINTENANCE**		**2,500**	**2,500**
01.10.03.266	**EQUIPMENT MAINTENANCE**		**25,000**	**51,500**
	Burn Tower Repairs			
	SCBA			
01.10.03.299	**CONTRACTUAL**		**10,000**	**10,000**
	Outside Instructors			
	TOTAL CONTRACTUAL		**42,500**	**69,000**

		Budget Request	Original Request
COMMODITIES			
01.10.03.303	**PUBLICATIONS**	**400**	**400**
01.10.03.317	**OFFICE SUPPLIES**	**10,000**	**10,000**
01.10.03.399	**OTHER SUPPLIES**	**225,000**	**237,000**
	CPAT Equipment		
	Medium Size Prop		
	Other Prop		
	Pump OPS Simulator		
	TOTAL COMMODITIES	**235,400**	**247,400**
CAPITAL			
01.10.03.407	**IMPROVEMENTS**	**-**	**120,000**
	Station 2 Parking Lot		
01.10.03.408	**FURNITURE, FIXTURES & EQUIPMENT**	**45,000**	**45,000**
	TOTAL CAPITAL	**45,000**	**165,000**
OTHER			
01.10.03.690	**PRINCIPAL PAYMENTS**	**-**	0
	Fire Training Prop Lease		
01.10.03.691	**INTEREST**	**-**	**-**
	Fire Training Prop Interest		
	TOTAL OTHER	**-**	**-**
	TOTAL FIRE ACADEMY	**1,047,300**	**1,205,800**
TOTAL FIRE DEPARTMENT		**7,786,600**	**8,131,000**

2020-2021 Expense History Report - Budget Worksheet Report

Budget Year 2021

G/L Account	Account Description	2016 Actual Amount	2017 Actual Amount	2018 Actual Amount	2019 Actual Amount	2020 Estimated Amount	2020 Adopted Budget	2021 Adopted
Fund	**01 - General Corporate Fund**							
Department	**10 - Fire**							
Cost Center	**01 - Administration**							
Salaries								
01.10.01.101	Salaries Full Time	1,871,390.45	1,977,897.04	2,150,913.83	2,289,105.55	2,667,900.00	2,987,900.00	3,114,100.00
01.10.01.104	Worker's Compensation	.00	2,242.87	8,870.38	3,324.12	3,000.00	50,000.00	50,000.00
01.10.01.105	Salaries - Part Time	1,187,193.20	1,084,613.31	898,011.94	882,131.30	886,900.00	726,900.00	762,700.00
01.10.01.106	Salaries - Overtime	206,063.39	247,343.22	418,639.40	458,615.51	460,000.00	220,000.00	331,400.00
01.10.01.111	Group Insurance	332,688.79	361,060.06	387,163.89	377,560.70	500,000.00	677,600.00	618,400.00
01.10.01.121	IMRF	24,258.03	26,777.48	37,261.08	35,848.59	35,100.00	34,800.00	45,700.00
01.10.01.122	FICA	91,864.39	89,531.22	78,489.47	79,623.60	85,400.00	65,400.00	68,900.00
01.10.01.123	Medicare	47,993.06	48,122.20	51,347.64	52,360.43	55,400.00	57,700.00	61,600.00
01.10.01.127	Longevity	8,000.00	6,700.00	6,600.00	7,700.00	8,800.00	8,000.00	8,300.00
01.10.01.128	Stipends	5,855.78	6,192.33	7,692.50	8,750.20	8,500.00	19,800.00	19,800.00
01.10.01.130	Fire Pension Expense	351,766.85	356,758.61	358,452.72	398,643.64	451,100.00	450,800.00	459,800.00
01.10.01.132	Cell Phone Reimbursement	820.00	1,020.00	780.00	780.00	500.00	800.00	300.00
01.10.01.133	Health Insurance Incentive	12,656.41	19,583.60	16,250.16	7,666.76	6,000.00	6,000.00	7,000.00
01.10.01.134	Wellness Incentive	.00	2,040.00	1,800.00	3,360.00	2,900.00	6,000.00	.00
	Salaries Totals	$4,140,550.35	$4,229,881.94	$4,422,273.01	$4,605,470.40	$5,171,500.00	$5,311,700.00	$5,548,000.00
Contractual								
01.10.01.202	Training and Conferences	24,896.50	18,970.03	20,196.82	19,496.62	20,000.00	20,000.00	20,000.00
01.10.01.203	Physical Exams	5,008.50	20,490.00	18,377.00	19,809.00	20,000.00	20,000.00	20,000.00
01.10.01.215	Uniforms	48,651.62	44,894.35	44,262.01	43,739.44	43,200.00	45,000.00	45,000.00
01.10.01.219	Utility - Electric	5,344.98	3,221.37	.00	.00	.00	.00	.00
01.10.01.220	Utility - Gas	2,196.40	2,988.84	469.33	.00	.00	3,000.00	1,000.00
01.10.01.265	Maint. of Mobile Equipment	121,833.84	165,188.41	190,452.86	295,605.99	160,000.00	140,000.00	140,000.00
01.10.01.266	Maintenance Equipment	32,686.93	27,668.62	29,949.75	31,587.66	33,000.00	33,000.00	33,000.00
01.10.01.270	Maint. of Office Equipment	.00	492.82	428.96	473.94	500.00	500.00	500.00
01.10.01.271	Maint. Of Radio Equipment	7,478.61	8,000.00	7,870.00	7,816.83	7,800.00	8,000.00	8,000.00
01.10.01.277	Building Maintenance Serv.	7,792.28	7,888.14	6,113.81	8,361.17	29,500.00	30,000.00	35,000.00
01.10.01.295	Intergovernmental Agreements	533.98	533.98	646.97	664.18	700.00	700.00	700.00
01.10.01.299	Other Contractual Services	112,009.23	81,541.05	96,574.53	89,522.48	100,000.00	104,000.00	104,000.00
	Contractual Totals	$368,432.87	$381,877.61	$415,342.04	$517,077.31	$414,700.00	$404,200.00	$407,200.00
Commodities								
01.10.01.301	Dues	8,172.52	9,139.60	8,611.75	9,623.95	9,700.00	10,500.00	11,400.00

2020-2021 Expense History Report - Budget Worksheet Report

Budget Year 2021

G/L Account	Account Description	2016 Actual Amount	2017 Actual Amount	2018 Actual Amount	2019 Actual Amount	2020 Estimated Amount	2020 Adopted Budget	2021 Adopted
Fund	**01 - General Corporate Fund**							
Department	**10 - Fire**							
Cost Center	**01 - Administration**							
Commodities								
01.10.01.302	Chemicals	1,383.39	1,386.00	1,500.00	1,500.00	1,500.00	1,500.00	1,500.00
01.10.01.303	Publications	1,727.85	1,800.00	1,999.45	471.00	2,000.00	2,500.00	2,500.00
01.10.01.307	Hazard Material Supplies	14,902.69	7,636.83	20,615.76	9,851.48	10,000.00	10,000.00	10,000.00
01.10.01.308	Gasoline/Oil	.00	.00	.00	200.57	300.00	500.00	500.00
01.10.01.311	Program Supplies	11,888.58	11,997.00	11,950.54	11,206.45	12,000.00	12,000.00	12,000.00
01.10.01.316	Medical Supplies	14,984.46	16,977.41	39,956.68	31,303.42	40,000.00	42,000.00	60,000.00
01.10.01.317	Office Supplies	8,339.91	9,440.70	9,566.90	8,256.13	10,000.00	10,000.00	10,000.00
01.10.01.370	Community Programs	7,383.68	8,736.25	14,013.56	13,017.77	15,000.00	15,000.00	16,000.00
01.10.01.399	Operating/Other Supplies	97,514.50	90,320.08	103,333.30	99,157.25	103,500.00	105,000.00	105,000.00
	Commodities Totals	$166,297.58	$157,433.87	$211,547.94	$184,588.02	$204,000.00	$209,000.00	$228,900.00
Fixed Assets								
01.10.01.401	Capital Outlay	8,500.00	21,204.50	88,985.00	.00	.00	7,200.00	9,000.00
01.10.01.402	Non-Capital Outlay	95,900.22	32,242.34	31,863.00	20,597.75	15,200.00	8,000.00	.00
01.10.01.408	Furniture, Fixtures & Equipment	25,000.00	.00	45,918.00	17,100.00	73,000.00	73,000.00	182,000.00
01.10.01.410	Vehicles	751,087.00	.00	.00	355,727.63	638,200.00	75,000.00	60,000.00
	Fixed Assets Totals	$880,487.22	$53,446.84	$166,766.00	$393,425.38	$726,400.00	$163,200.00	$251,000.00
Other								
01.10.01.690	Principal Payments	107,281.24	128,272.82	128,668.32	95,482.99	200,000.00	245,100.00	277,000.00
01.10.01.691	Interest Payments	10,019.24	21,326.72	20,931.22	18,032.23	18,800.00	20,400.00	27,200.00
	Other Totals	$117,300.48	$149,599.54	$149,599.54	$113,515.22	$218,800.00	$265,500.00	$304,200.00
	Cost Center **01 - Administration** Totals	$5,673,068.50	$4,972,239.80	$5,365,528.53	$5,814,076.33	$6,735,400.00	$6,353,600.00	$6,739,300.00
Cost Center	**03 - Fire Academy**							
Salaries								
01.10.03.101	Salaries Full Time	.00	41,786.26	45,269.93	46,231.15	52,700.00	47,900.00	61,400.00
01.10.03.105	Salaries - Part Time	566,899.72	532,141.34	533,949.13	637,139.76	782,800.00	600,000.00	600,000.00
01.10.03.106	Salaries - Overtime	.00	12.46	45.41	234.54	.00	100.00	100.00
01.10.03.111	Group Insurance	.00	1,178.08	2,644.42	1,883.70	2,000.00	1,800.00	2,200.00
01.10.03.121	IMRF	4,237.64	5,807.26	6,109.48	5,542.54	5,600.00	5,100.00	7,500.00
01.10.03.122	FICA	33,545.78	34,551.72	34,696.13	41,036.28	50,500.00	40,400.00	41,200.00
01.10.03.123	Medicare	7,957.01	8,268.66	8,480.79	9,946.69	12,200.00	9,500.00	9,700.00
01.10.03.127	Longevity	.00	.00	300.00	300.00	300.00	300.00	300.00
01.10.03.133	Health Insurance Incentive	.00	5,000.16	5,000.16	2,500.16	2,000.00	2,000.00	2,000.00

2020-2021 Expense History Report - Budget Worksheet Report

Budget Year 2021

G/L Account	Account Description	2016 Actual Amount	2017 Actual Amount	2018 Actual Amount	2019 Actual Amount	2020 Estimated Amount	2020 Adopted Budget	2021 Adopted
Fund **01 - General Corporate Fund**								
Department **10 - Fire**								
Cost Center **03 - Fire Academy**								
Salaries								
	Salaries Totals	$612,640.15	$628,745.94	$636,495.45	$744,814.82	$908,100.00	$707,100.00	$724,400.00
Contractual								
01.10.03.215	Uniforms	.00	1,132.00	.00	5,411.19	4,500.00	5,000.00	5,000.00
01.10.03.265	Maint. of Mobile Equipment	.00	.00	.00	18.38	2,300.00	2,500.00	2,500.00
01.10.03.266	Maintenance Equipment	.00	.00	.00	176.97	15,000.00	51,500.00	25,000.00
01.10.03.299	Other Contractual Services	28,547.55	33,939.44	31,254.18	34,731.25	25,000.00	10,000.00	10,000.00
	Contractual Totals	$28,547.55	$35,071.44	$31,254.18	$40,337.79	$46,800.00	$69,000.00	$42,500.00
Commodities								
01.10.03.303	Publications	.00	.00	.00	.00	.00	400.00	400.00
01.10.03.317	Office Supplies	8,860.47	.00	259.20	166.98	300.00	10,000.00	10,000.00
01.10.03.399	Operating/Other Supplies	213,679.63	264,416.83	224,140.54	269,958.37	256,000.00	192,000.00	225,000.00
	Commodities Totals	$222,540.10	$264,416.83	$224,399.74	$270,125.35	$256,300.00	$202,400.00	$235,400.00
Fixed Assets								
01.10.03.407	Improvements	.00	.00	53,225.85	.00	120,000.00	120,000.00	.00
01.10.03.408	Furniture, Fixtures & Equipment	.00	.00	117,975.00	.00	.00	.00	45,000.00
	Fixed Assets Totals	$0.00	$0.00	$171,200.85	$0.00	$120,000.00	$120,000.00	$45,000.00
Other								
01.10.03.690	Principal Payments	18,783.26	19,983.51	21,260.45	22,619.00	24,100.00	24,100.00	.00
01.10.03.691	Interest Payments	6,818.80	5,618.55	4,341.61	2,983.06	1,600.00	1,600.00	.00
	Other Totals	$25,602.06	$25,602.06	$25,602.06	$25,602.06	$25,700.00	$25,700.00	$0.00
	Cost Center **03 - Fire Academy** Totals	$889,329.86	$953,836.27	$1,088,952.28	$1,080,880.02	$1,356,900.00	$1,124,200.00	$1,047,300.00
	Department **10 - Fire** Totals	$6,562,398.36	$5,926,076.07	$6,454,480.81	$6,894,956.35	$8,092,300.00	$7,477,800.00	$7,786,600.00
	Fund **01 - General Corporate Fund** Totals	$6,562,398.36	$5,926,076.07	$6,454,480.81	$6,894,956.35	$8,092,300.00	$7,477,800.00	$7,786,600.00
	Net Grand Totals	$6,562,398.36	$5,926,076.07	$6,454,480.81	$6,894,956.35	$8,092,300.00	$7,477,800.00	$7,786,600.00

POLICE

VILLAGE OF ROMEOVILLE
POLICE DEPARTMENT
FY 2020-2021 ORGANIZATIONAL CHART

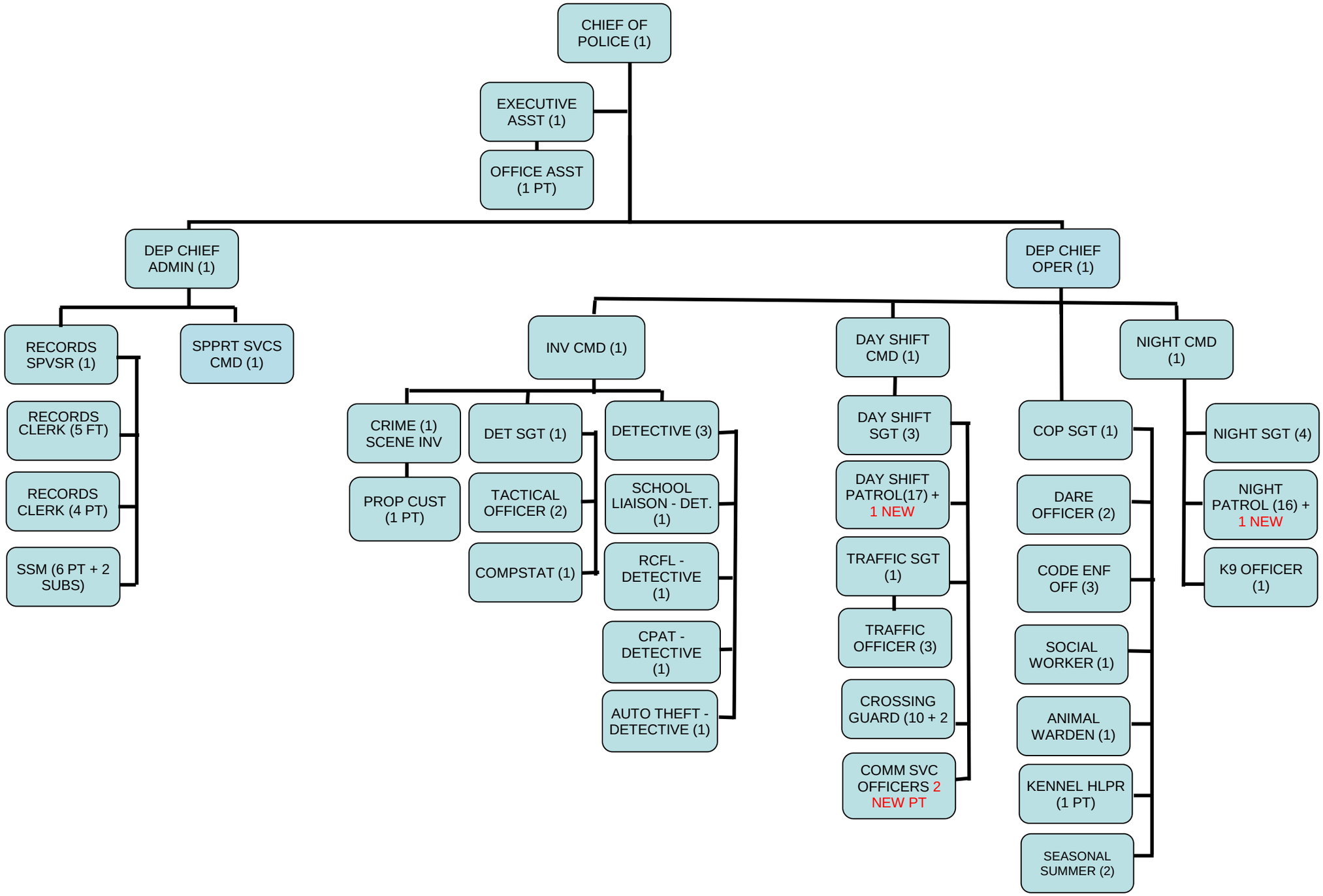

COST CENTER NARRATIVE

FUND: GENERAL CORPORATE FUND

DEPARTMENT: POLICE

COST CENTER: ADMINISTRATIVE

PROGRAM DESCRIPTION:

The Administrative Division consists of the Chief of Police, Two Deputy Chiefs, Four Commanders, Executive Assistant, Office Assistant, and Records Supervisor.

The Administrative Division is responsible for staff functions, which include Planning, Staffing, Inspections, Personnel Administration, Police Records Management, Property Control, Communications, Budgetary Control, Purchasing, Training, Technology, Supply, Compstat and Community Oriented Policing.

OBJECTIVES:
CURRENT FISCAL YEAR:

The Department completed a body camera pilot program in 2019. The Axon body camera was chosen as the body camera best suited to meet the needs of the Department. If funds are available, the Department would like to begin a gradual roll out of body cameras to our first responders. The Department also used forfeited funds to purchase a firearms simulator. This equipment has been installed in the former communications center. The firearms simulator will be used to enhance officer's decision-making abilities in use of force situations. Particular emphasis will be placed on decision making in potential deadly force encounters.

LONG TERM:

The Department must effectively manage its resources while continuing to have a positive impact on the quality of life within Romeoville. Police departments across the country are faced with changing technologies, legal mandates, and increased public scrutiny. Responding to Freedom of Information requests in reference to police reports, recordings and videos, along with expungements requests are an ever-increasing burden to the Department. The training requirements for new officers have increased from ten to sixteen weeks. Mandatory in service training has also been expanded. This training is important, but the additional time dedicated to training reduces the number of hours available for patrol duties. Additional officers will be needed to maintain an adequate staffing level.

BUDGET HIGHLIGHT:

The Department will continue to meet the task of providing effective police service while adapting to the limitations of the 2020-21 fiscal year budget. The Department will remain committed to continued training, community policing, problem solving, and Compstat. The Department is requesting additional funds to install bullet resistant glass on the break room windows in the rear of the Department. Police work can be difficult, stressful and dangerous. Many officers across the county are suffering from mental health related issues. The Department would like to establish an officer wellness program, which would include an annual mental health check up with a mental health professional.

COST CENTER NARRATIVE

FUND: GENERAL CORPORATE FUND

DEPARTMENT: POLICE

COST CENTER: OPERATIONS

PROGRAM DESCRIPTION:

The Operations Division is responsible for the Line Operations, which include Patrol, Investigations, Traffic Regulation and Control, Evidence, Training, Communications, Technical Services, D.A.R.E. / G.R.E.A.T., Neighborhood Watch, Safety Town, Citizen Police Academy, Youth Academy, Social Services, Rapid Response, Tactical Unit, and Special Operations.

OBJECTIVES:
CURRENT FISCAL YEAR:

Drug abuse continues to be a serious problem facing not only our community, but also the entire country. The Department's D.A.R.E. program plays an important role in promoting drug prevention to the youth of the community. The tactical unit is still proving to be effective tool in combating gang activity and drug usage throughout the Village. During 2019, the Romeoville Police Department and the Romeoville Fire Department participated in joint Rescue Task Force training. This training will help both departments be better prepared to respond to an active shooter incident. The Department used forfeited funds to purchase tactical vest for each officer on the Department. These vests will stop most rifle rounds and will provide additional protection to our officers during incidents involving armed offenders.

LONG TERM:

Due to retirements, resignations, on the job injuries, and the length of time involved in hiring and training new officers, the Department has not reached its authorized staffing level in many years. As the community has grown over the past several years with more industrial, retail and apartment complexes, a need has arisen for additional officers. Additional personnel would enable the Department to assign an officer full time to truck enforcement duties to address the large amount of truck related issues (overweight, improper parking, violations of no trucks signs) that the Village experiences frequently. A recent staffing study determined that the Department should be staffed with 71 sworn officers. Three additional police officer positions are being proposed so that the Department can continue to provide multiple programs to the community while maintaining a quick response time to calls for service.

BUDGET HIGHLIGHT:

The Department will need to lease or purchase an addition ten squad cars in the 2020-21 budget to maintain an adequate fleet. The leasing of these vehicles has already been approved by the Village Board. The Department is also requesting that the current 27-hour property control position be increased to a 40-hour position due to the high volume of work within the evidence section. The Department joined a private crime lab in 2019. The private lab has provided substantially quicker results, which greatly enhanced the Department's ability to investigate crimes. The Department is requesting funding to continue our association with the private crime lab.

COST CENTER NARRATIVE

FUND: GENERAL CORPORATE FUND

DEPARTMENT: POLICE

COST CENTER: SUPPORT SERVICES

PROGRAM DESCRIPTION:

Support services include the Records Division, Code Enforcement, Animal Control, and Crossing Guards.

OBJECTIVES:
CURRENT FISCAL YEAR:

The Records Division continued to provide effective service to the Department and the residents of the community during 2019. The Security System Monitor position, which staffs the records room at night and on the weekend, has proven to be a benefit to the officers and the community. Code enforcement is faced with an ever-increasing number of rental units within the Village. Due to this increase, the Department is proposing the creation of an additional full time code enforcement officer position. The Department continued to be staffed with only one full time animal warden during 2019. During 2019, the Department began using Administrative Hearings in place of the circuit court to adjudicate code violations. This has proved to be an effective process.

LONG TERM:

The records division will be faced with increasing responsibilities in reference to Freedom of Information requests, records retention requirements and the mandatory expungement of juvenile records and cannabis records. The Crime Free Housing Program became fully operational in 2018. This program is designed to deter criminal activity from occurring at rental units throughout the Village. This program has proved to be a success and has resulted in the removal of individuals involved in criminal activity. Code Enforcement will need to continue to address the large number of code violations throughout the community as property neglect can adversely affect the quality of life within a community.

BUDGET HIGHLIGHT:

The Department would also like to create two part time Community Service Officer (CSO) positions. CSOs would assist police officers by handling assignments such as parking enforcement, animal complaints when the animal warden is absent, traffic direction, abandoned vehicles and other routine tasks. This position will be especially useful during the upcoming RibFest. In recent years, records clerks have taken on additional responsibilities and assignments due to new laws covering expungements of juvenile records and added tasks associated with administrative hearings. The Department is proposing moving one of records clerk from a Grade 9 to a Grade 14.

PERSONNEL REQUESTS

VILLAGE OF ROMEOVILLE
POLICE DEPARTMENT PERSONNEL PLAN
FISCAL YEAR 2020-21

DEPARTMENT	COST CENTER	POSITION	GRADE/STEP	QUANTITY	DEPT PRIORITY RANK	2020-21	ADDITIONAL COSTS	TOTAL
POLICE	01.11.02.107	Patrol Officers (6 months only)	MAPS 133/A	1	1	64,000	-	64,000
POLICE	01.11.02.105	P/T Community Service Officers	AFSCME 20/A	3	3	106,700	-	106,700
	TOTAL POLICE DEPARTMENT PERSONNEL REQUESTS					**170,700**	**-**	**170,700**

VILLAGE OF ROMEOVILLE
POLICE DEPARTMENT PERSONNEL PLAN
FISCAL YEARS 2020-21 TO 2024-25

DEPARTMENT	COST CENTER	POSITION	GRADE/STEP	QUANTITY	DEPT PRIORITY RANK	2020-21	2021-22	2022-23	2023-24	2024-25	ADDITIONAL COSTS	TOTAL
POLICE	01.11.02.107	Patrol Officers (6 months only)	MAPS 133/A	1	1	64,000	-	-	-	-	-	64,000
POLICE	01.11.02.105	P/T Community Service Officers	AFSCME 20/A	3	3	106,700	-	-	-	-	-	106,700
POLICE	01.11.02.101	F/T Crime Analyst	Non-Union 4	1		-	108,600	-	-	-	-	108,600
POLICE	01.11.02.107	Patrol Officers	MAPS 133/A	1		-	105,900	109,400	113,000	116,700	-	445,000
	TOTAL POLICE DEPARTMENT PERSONNEL REQUESTS					**170,700**	**214,500**	**109,400**	**113,000**	**116,700**	**-**	**724,300**

Goals and Objectives: 2020-2021 Budget

DEPARTMENT: **POLICE**

FUND: **GENERAL CORPORATE**

COST CENTER: **OPERATIONS**

ACCOUNT NUMBER: **01.11.02.107**

REQUEST TYPE: **PERSONNEL**

GOAL DESCRIPTION:

Sworn Officer Position-6 Months

GOAL OBJECTIVE:

The department is hoping to implement a new truck enforcement division. However in order to accomplish this, manpower must be hired and allocated to the unit. Since the beginning of this year, the newly implemented Oxcart permit system has authorized over 500 oversize/overweight truck permits. This does not count the trucks that did not receive permission or those who have entered the village without requesting a permit.

The village has seen commercial and housing growth over the last few years, such as Walmart, Toyota and the Springs Apartments, to name a few. Residents continue to see an increase in village services offered such as the new Metra station and the interchange reconstruction. However, these do place increased demands on our sworn officer positions. In 2008, the department was authorized at 71 sworn officers. Over ten years later with the current approved sworn amount of 67 officers, we are still well below the previous approved 71 officers of 2008. To make it even more challenging, in today's society, police departments in general are finding it harder to find officers that meet the hiring criteria, and to keep officers once they have entered the law enforcement field. This, coupled with the long training process, makes it important to allow enough officers to keep and maintain the safe environment our residents deserve.

COST: $64,000

Goals and Objectives: 2020-2021 Budget

DEPARTMENT: **POLICE**

FUND: **GENERAL CORPORATE**

COST CENTER: **OPERATIONS**

ACCOUNT NUMBER: **01.11.05.101**

REQUEST TYPE: **PERSONNEL**

GOAL DESCRIPTION:

Code Enforcement Officer (AFSCME 20A)

GOAL OBJECTIVE:

To hire three additional part time code inspectors. The village rental inspection ordinance created a need for all house or apartment inspections before they can be rented. These inspections include electrical, plumbing, space, interior and exterior inspections among other items. If they do not pass the first inspection, and after any violations are fixed, a second inspection is scheduled. The village has added several multi-family units, which has created a larger workload for the code officers. In 2009, the number of code officers was four full-time. In 2010, the village decreased that amount to only three full-time officers. Additional code officers must be added in order to bring the code division back to a more proactive unit instead of just being reactive to our resident's complaints.

COST: $106,700

VILLAGE OF ROMEOVILLE

POLICE DEPARTMENT BUDGETED CAPITAL IMPROVEMENT PLAN

FISCAL YEARS 2020-21

ACCOUNT NUMBER	CAPITAL PROJECT	DEPARTMENT	BUDGETED REQUESTS 2020-21
CORPORATE FUND			
01.11.02.402	Replace K9 Unit "Spike"	POLICE	25,000
01.11.02.402	Bulletproof Glass for Building	POLICE	55,000
01.11.02.402	800mz Radios - 8 ($6,000 EACH)	POLICE	48,000
01.11.02.402	Safety / Training Equipment	POLICE	35,000
01.11.02.410	Non-Leased Equipment for 7 Squads and 3 Unmarked Squads	POLICE	115,000
	TOTAL POLICE CORPORATE FUND		**278,000**
	TOTAL ALL POLICE DEPARTMENT CAPITAL REQUESTS		**278,000**

VILLAGE OF ROMEOVILLE
POLICE DEPARTMENT CAPITAL IMPROVEMENT PLAN
FISCAL YEARS 2020-21 TO 2024-25

ACCOUNT NUMBER	CAPITAL PROJECT	DEPARTMENT	DEPT RANK	2020-21	2021-22	2022-23	2023-24	2024-25	TOTAL	FUNDING
CORPORATE FUND										
01.11.02.402	Replace K9 Unit "Spike"	POLICE	5	25,000	-	-	-	-	25,000	OPERATIONS
01.11.02.410	Non-Leased Equipment for 7 Squads and 3 Unmarked Squads	POLICE	1	115,000	135,000	135,000	135,000	135,000	655,000	OPERATIONS
01.11.02.402	Bulletproof Glass for Building	POLICE	3	55,000	-	-	-	-	55,000	OPERATIONS
01.11.02.402	800mz Radios - 8 ($6,000 EACH)	POLICE	2	48,000	30,000	30,000	35,000	35,000	143,000	OPERATIONS
01.11.02.402	Safety / Training Equipment	POLICE	4	35,000	-	-	-	-	35,000	OPERATIONS
	TOTAL POLICE CORPORATE FUND CAPITAL REQUESTS			**278,000**	**165,000**	**165,000**	**170,000**	**170,000**	**913,000**	
	TOTAL POLICE DEPARTMENT CAPITAL REQUESTS			**278,000**	**165,000**	**165,000**	**170,000**	**170,000**	**913,000**	

Goals and Objectives: 2020-2021 Budget

DEPARTMENT: **POLICE**

FUND: **GENERAL CORPORATE**

COST CENTER: **OPERATIONS**

ACCOUNT NUMBER: **01.11.02.402**

REQUEST TYPE: **EQUIPMENT**

GOAL DESCRIPTION:

Replace K9 Unit Spike

GOAL OBJECTIVE:

Replace K9 Unit Spike

COST: $25,000

Goals and Objectives: 2020-2021 Budget

DEPARTMENT: **POLICE**

FUND: **GENERAL CORPORATE**

COST CENTER: **OPERATIONS**

ACCOUNT NUMBER: **01.11.02.402**

REQUEST TYPE: **EQUIPMENT**

GOAL DESCRIPTION:

Bulletproof glass installed – first floor police building (third phase)

GOAL OBJECTIVE:

To purchase and install bulletproof glass for staff break area windows on the north facing first floor of the police building. The first phase was completed in the 18-19 budget and the second phase was completed in the 19-20 budget year.

COST: $55,000

Goals and Objectives: 2020-2021 Budget

DEPARTMENT: **POLICE**

FUND: **GENERAL CORPORATE**

COST CENTER: **OPERATIONS**

ACCOUNT NUMBER: **01.11.02.402**

REQUEST TYPE: **EQUIPMENT**

GOAL DESCRIPTION:

800mz radios (8 each @ $6000 each)

GOAL OBJECTIVE:

Purchasing five radios per year will continue to allow assigned radios for all pertinent divisions and sworn personnel, while also allowing for replacement of older broken units.

COST: $48,000

Goals and Objectives: 2020-2021 Budget

DEPARTMENT: **POLICE**

FUND: **GENERAL CORPORATE**

COST CENTER: **OPERATIONS**

ACCOUNT NUMBER: **01.11.02.402**

REQUEST TYPE: **EQUIPMENT**

GOAL DESCRIPTION:

Safety and Training Equipment

GOAL OBJECTIVE:

The Department is currently in the process of evaluating our current safety and training equipment inventory to replace items that are outdated and/or past its useful life. Items needing replaced include ballistic helmets, ballistic shield, AED's, etc.

COST: $35,000

Goals and Objectives: 2020-2021 Budget

DEPARTMENT: **POLICE**

FUND: **GENERAL CORPORATE**

COST CENTER: **OPERATIONS**

ACCOUNT NUMBER: **01.11.02.410**

REQUEST TYPE: **EQUIPMENT**

GOAL DESCRIPTION:

Squad car equipment for 20-21 leased vehicles – (10 each)
Purchase of in-squad computer, camera, radar, weapons, and AED equipment for leased police vehicles.

GOAL OBJECTIVE:

In an effort to allow the police department to replace 10 vehicles per year, the village switched from purchasing new police vehicles to leasing from Enterprise Fleet Management in the 18-19 budget year.

Due to extreme driving conditions, police vehicles typically have a useful life of 5-6 years. In order to maintain a working fleet our department needs to replace a minimum number of squads per year. Replacing smaller numbers causes a vehicle to be used almost on a 24/7 basis, which in turn causes the vehicles to deteriorate more rapidly.

COST: $115,000

OTHER GOALS & NON-MONETARY GOALS

VILLAGE OF ROMEOVILLE
POLICE - OTHER GOALS AND NON-MONETARY
FISCAL YEAR 2020-21

PROJECT	DEPARTMENT	Cost	FUNDING
Mental Health Wellness Program	POLICE	12,000	01.11.02.299
Crossing Guard Outsourcing	POLICE	75,000	01.11.02.299
Total		$ 87,000	

Goals and Objectives: 2020-2021 Budget

DEPARTMENT: **POLICE**

FUND: **GENERAL CORPORATE**

COST CENTER: **OPERATIONS**

ACCOUNT NUMBER: **01.11.02.299**

REQUEST TYPE: **PROGRAM**

GOAL DESCRIPTION:

Establish a mental health wellness program for Romeoville Police officers.

GOAL OBJECTIVE:

Police Department work can be difficult, stressful, and dangerous. Many officers across the county are suffering from mental health related issues. The Department would like to establish an officer wellness program, which would include an annual mental health check up with a mental healthcare professional.

COST: $12,000

Goals and Objectives: 2020-2021 Budget

DEPARTMENT: **POLICE**

FUND: **GENERAL CORPORATE**

COST CENTER: **OPERATIONS**

ACCOUNT NUMBER: **01.11.02.299**

REQUEST TYPE: **PROGRAM**

GOAL DESCRIPTION:

Hiring of Andy Frain Services to handle the crossing guard duties for the Valley View School District.

GOAL OBJECTIVE:

Currently the police department is tasked with the handling of crossing guard duties for the Valley View School District. It is increasingly harder to maintain enough employees to cover the duties required. When there is a lapse in crossing guard coverage due to resignations, sickness, etc., a police officer has to be removed from his first responder duties and assigned to the school for crossing guard duties. Hiring an outside agency to handle to service places the responsibility on the agency who has the ability to pull from a larger employee base. During the first year Valley View will be responsible for 25% of the approximate $100,000.00 cost. In future years, the percentage increases.

COST: $75,000

POLICE

FY 20-21 Budget Detail

ADMINISTRATION

SALARIES

			Budget Request	Original Request
01.11.01.101	**FULL TIME SALARIES**		**187,500**	**187,500**
	Executive Assistant	Blankenship		
	Records Supervisor	Showers		
	Administrative Assistant (20% Police/80% Finance Dept.)	Bourg		
01.11.01.106	**OVERTIME**		**200**	**200**
01.11.01.107	**SWORN PERSONNEL**		**1,051,300**	**1,051,300**
	Chief of Police	Turvey		
	Deputy Chief	Ferdinardo		
	Deputy Chief	Kroll		
	Commander	Burne		
	Commander	Fetzer		
	Commander	Hromadka		
	Commander	Masterson		
01.11.01.111	**GROUP INSURANCE**		**182,700**	**182,700**
01.11.01.114	**CLOTHING ALLOWANCE**		**700**	**700**
	Masterson			
01.11.01.119	**COURT TIME**		**4,200**	**4,200**
	Chief of Police (1)			
	Deputy Chiefs (2)			
	Commanders (4)			
01.11.01.121	**IMRF**		**22,600**	**22,600**
01.11.01.122	**FICA**		**11,900**	**11,900**
01.11.01.123	**MEDICARE**		**16,000**	**16,100**
01.11.01.127	**LONGEVITY**		**10,200**	**10,200**
01.11.01.129	**POLICE PENSION EXPENSE**		**2,194,900**	**2,194,900**
01.11.01.133	**INSURANCE INCENTIVE**		**3,000**	**3,000**
01.11.01.134	**WELLNESS INCENTIVE**		**-**	**2,900**
01.11.01.135	**TAXABLE FRINGE BENEFITS**		**200**	**200**
	TOTAL SALARIES		**3,685,400**	**3,688,400**

CONTRACTUAL

01.11.01.202	**TRAINING & CONFERENCES**		**8,000**	**10,000**
	IL-LEAP			
	International Chiefs			
	Illinois Chiefs			
	Police Chiefs of Will County			
	IPELRA			
	Tri-River			
	NEMERT			
	Crime Prevention/COP/POP Conference			
	FBI - ILEEDA/Executive Mgmt/Leadership			
01.11.01.203	**PHYSICAL EXAMS**		**1,500**	**1,500**
	Drug Screening			
	Physicals			
01.11.01.215	**UNIFORMS**		**2,500**	**2,500**
	Uniform Replacement			
	Dress Uniforms			
	TOTAL CONTRACTUAL		**12,000**	**14,000**

			Budget Request	Original Request
COMMODITIES		FY 20-21 Budget Detail		
01.11.01.301	**DUES**		**2,500**	**2,500**
	IACP-ILLINOIS			
	IACP-INTERNATIONAL			
	FBI-NAA IL Chapter			
	Police Chiefs of Will County			
	IPELRA			
	ILEETA			
	IL-LEAP			
	Notary Fees			
	Will County 100 Club			
	Crime Analysts of IL			
01.11.01.303	**PUBLICATIONS**		**1,000**	**1,000**
	Herald News			
	Legal Defense			
	West Statutes			
	Law Enforcement Legal Review			
	Law Enforcement Exec. Forum			
	Labor Relations - Public Safety			
	TOTAL COMMODITIES		**3,500**	**3,500**
	TOTAL POLICE ADMINISTRATION		**3,700,900**	**3,705,900**
OPERATIONS				
SALARIES				
01.11.02.101	**FULL TIME SALARIES**		**93,500**	**148,700**
	Social Worker	Loritz-Derusha		
01.11.02.104	**WORKERS COMPENSATION**		**100,000**	**100,000**
01.11.02.105	**PART TIME SALARIES**		**123,100**	**59,800**
	Property Control Officer	Rizzatto		
	Community Service Officer	New		
	Community Service Officer	New		
01.11.02.106	**OVERTIME**		**790,000**	**800,000**
	3-Hr. Call Out - Court			
	Drug Screening			
	Doubleback/Midnights			
	Physical Fitness Testing			
	Holiday Salaries			
	Accident & Arrest Investigations			
	Bike Patrol (10K)			
	Ribfest			
	Romeofest			

				Budget Request	Original Request
01.11.02.107	**SWORN PERSONNEL**	FY 20-21 Budget Detail		**5,929,700**	**6,196,800**
	Sergeant		Bejgrowicz		
	Sergeant		Bulmann		
	Sergeant		Clesceri		
	Sergeant		McClellan		
	Sergeant		McLaughlin		
	Sergeant - Traffic		Michienzi		
	Sergeant		Nelson		
	Sergeant		Rench		
	Sergeant		Truhlar		
	Sergeant - Det Sgt		Tuuk		
	Detective-School Liaison		Dorsey		
	Detective-CPAT		Kirstein		
	Detective-RCFL		Leon		
	Detective-TCAT		O'Connor		
	Detective		Ryan		
	Detective		Talbot		
	Detective		Zakula		
	Patrol Officer		Allen		
	Patrol Officer		Augustine		
	Patrol Officer		Badowski		
	Patrol Officer		Bailey		
	Patrol Officer		Bedja		
	Patrol Officer		Escobedo		
	Patrol Officer		Gallardo		
	Patrol Officer		Garcia		
	Patrol Officer		Gifford		
	Patrol Officer		Giniat		
	Patrol Officer		Heiden		
	Patrol Officer		Helton		
	Patrol Officer		Jandura		
	Patrol Officer		Jarom		
	Patrol Officer		Jones		
	Patrol Officer		Kemper		
	Patrol Officer		LeStronge		
	Patrol Officer		Long		
	Patrol Officer		Luckett		
	Patrol Officer		Martinelli		
	Patrol Officer		Mayen		
	Patrol Officer		Mendoza		
	Patrol Officer		Moreno		
	Patrol Officer		Murawski		
	Patrol Officer		Myers		
	Patrol Officer		Noyes		
	Patrol Officer		Peplow		
	Patrol Officer		Ponzi		
	Patrol Officer		Przybylski		
	Patrol Officer		Smith		
	Patrol Officer		Springborn		
	Patrol Officer		Swiatek		
	Patrol Officer		Szwajnos		
	Patrol Officer		Thielmann		
	Patrol Officer		Thompson		
	Patrol Officer		Torres		
	Patrol Officer		Wagner		
	Patrol Officer		Wyatt		
	Patrol Officer		Vacant		
	Patrol Officer		Vacant		
	Patrol Officer		Vacant		
	Patrol Officer		Vacant		
	Patrol Officer		Vacant		
	Patrol Officer (1/2 year)		New		
	K-9 Differential 1/2 hr. p/day				
01.11.02.111	**GROUP INSURANCE**			**1,306,200**	**1,418,200**
01.11.02.114	**CLOTHING ALLOWANCE**			**5,000**	**5,700**

		Budget Request	Original Request
	Detective Sergeant (1) Detectives (3) RCFL Officer (1) CPAT Officer (1) TCAT Officer (1) School Liaison Officer (1)		
01.11.02.117	**SPECIAL DETAIL**	**70,000**	**70,000**
01.11.02.119	**COURT TIME** Court Pay $600 per/Officer	**36,600**	**38,400**
01.11.02.121	**IMRF**	**29,500**	**30,800**
01.11.02.122	**FICA**	**15,500**	**16,300**
01.11.02.123	**MEDICARE**	**103,600**	**107,800**
01.11.02.127	**LONGEVITY**	**30,700**	**31,200**
01.11.02.128	**STIPENDS**	**57,500**	**58,100**
01.11.02.132	**CELL PHONE REIMBURSEMENT**	**300**	**300**
01.11.02.133	**HEALTH INSURANCE INCENTIVE**	**3,000**	**3,000**
01.11.02.134	**WELLNESS INCENTIVE**	**-**	**20,200**
01.11.02.135	**TAXABLE FRINGE BENEFITS**	**800**	**800**
	TOTAL SALARIES	**8,695,000**	**9,106,100**
CONTRACTUAL			
01.11.02.202	**TRAINING & CONFERENCES** Police Law Institute Staff & Command Tri-River Basic Training IDEOA Juvenile Officer Traffic Investigating Evidence Training K-9 Training-Mandatory Department Training Days Line Supervision Crime Scene / Bloodstain / Evidence N.E.M.E.R.T. PESI / Social Worker COP / TIPS / Child Safety Seat Radar Instructor ALICE Rapid Response Police One	**90,000**	**100,000**
01.11.02.203	**PHYSICAL EXAMS** MAP Contract $450 each Drug Testing $52 each	**10,000**	**10,000**
01.11.02.210	**COMMUNICATIONS** Comm Revolving - T1 Lines (IWIN & LEADS) Comcast - Camera Monitoring Starcom 800mz Radio Fees Laraway Dispatch Fees	**1,050,000**	**1,050,000**

		Budget Request	Original Request
01.11.02.215	**UNIFORMS**	**42,000**	**42,000**
	Dispatcher Replacements		
	Body Armor (Vests)		
	Officer Replacement		
	Uniform Repair		
	Badges		
	Raid Vests		
	Tactical/K-9 Uniforms		
01.11.02.265	**MAINTENANCE MOBILE EQUIPMENT**	**4,000**	**6,000**
	Vehicle License & Registrations		
01.11.02.266	**MAINTENANCE EQUIPMENT**	**20,000**	**25,000**
	Antennas		
	Light Bars		
	Weapons		
	Radars		
	Cameras		
	Gun Racks		
	Computers		
	Squad Laptops		
	Printers		
	Detailing/Washing Squad Cars		
01.11.02.271	**MAINTENANCE RADIO EQUIPMENT**	**6,000**	**10,000**
	Chicago Communications		
	Motorola		
	Maintenance Contract - Base Radio		
01.11.02.277	**BUILDING MAINTENANCE**	**15,000**	**20,000**
	Main Building		
	Range Maintenance/Cleaning		
	Locksmith Service		
	Kennel Repairs		
	Carpet Cleaning		
01.11.02.296	**PRISONER CARE**	**1,500**	**1,500**
	Food, Disposable Blankets		
	Medical Care		
01.11.02.299	**OTHER CONTRACTUAL**	**307,000**	**338,000**
	Graffiti Removal		
	Crime Lab - NE IL Regional		
	Copy Machine		
	Stericycle		
	LEADS Online		
	IWIN Monthly Licensing		
	Accurint		
	Identi Kit		
	Central Mgmt Services - LESO		
	Barca Sex Offender Database		
	ILEAS MFF		
	BEAST Annual Maintenance Fee		
	Will County Warrant		
	Document Destroyer		
	Tower Monitoring		
	Kennel Monitoring		
	PoliceOne		
	Crime Free Mtnc/Dynamic Design		
	Lexipol (SWARM to pay $24,000)		
	Will Grundy MCTF		
	SOG Fees / Mobile Field Force Fees		
	Administrative Tow Hearing Officer		
	Agency 360		
	Ribfest SWAT Overtime		
	Ribfest Outside Agency Overtime		
	Romeofest Outside Agency Security		
	Officer Mental Health & Wellness Program		
	Andy Frain Crossing Guard Fees - 75%		
	Vehicle Towing		
	Child Advocacy Center		

			Budget Request	Original Request
	TOTAL CONTRACTUAL	FY 20-21 Budget Detail	**1,545,500**	**1,602,500**

COMMODITIES

01.11.02.301	**DUES** Intl Crime Assn Accident Investigations School Resource Officer DARE Fee Assoc of Police Social Worker Juvenile Officers Notary Fees	**2,500**	**2,500**
01.11.02.303	**PUBLICATIONS** US ID Manual Will County Labor Record Court Smart Roll Call News APBnet Crime Bulletin IACP Training Keys ILCS Criminal Code- West ILCS Vehicle Code- West	**5,000**	**5,000**
01.11.02.313	**COMPUTER SUPPLIES** System Upgrade Symantec Backup Exec COPS Software	**2,000**	**2,000**
01.11.02.317	**OFFICE SUPPLIES** Supplies Forms: AWT, Parking, Activity Sheets, Reports, Narrative, Statements, Tow Report Sheets, Complaint Forms, Letterhead, Incident, False Alarm Cards, Laptop Thermal Paper, Etc.	**40,000**	**40,000**
01.11.02.332	**K-9 SUPPLIES** Food, Medical Attention Door Release/Plastic Back	**4,000**	**4,000**
01.11.02.333	**AMMUNITION/RANGE SUPPLIES** Targets/Target Holders Ammunition Ears-PA System	**16,000**	**16,000**
01.11.02.336	**PHOTO MATERIAL & SUPPLIES** Film Processing and Film	**500**	**500**

		Budget Request	Original Request
01.11.02.370	**COMMUNITY PROGRAMS**	**35,000**	**35,000**
	Shelters, Crime Prevention		
	C.P.A. Graduations		
	New Officer Ceremonies		
	Peer Jury Creation		
	Neighborhood Watch Program		
	Keep Kids Alive/Drive 25 Program		
	Child Safety Seat Program		
	Recruitment/Job Fair		
	Special Needs Program		
	Awards Banquet		
	Character Counts		
	Romeofest Giveaways		
	Safety Town Programs/Stranger Danger		
	Sr. Advisory Council		
	Gun Buy Back Program		
	National Night Out		
01.11.02.399	**OTHER SUPPLIES**	**85,000**	**90,000**
	Batteries, CD's, Flares, Flashlights		
	Rapid Response Equipment		
	OC Spray		
	Airsoft Equipment		
	Digital Camera (2)		
	Weapon Replacement - 45's (2)		
	PBT Passive		
	Ballistic Shields		
	NARCAN		
	Gas Mask Filters		
	Evidence Supplies		
	Water Cooler		
	Radio Earpieces		
	Traffic Cones		
	Riot Helmets/Monocles		
	Go Bag Supplies		
	Lidar		
	Non Lethal Defense Equipment		
	Tasers		
	I-Pass		
	Weight Room Equipment		
	Weapon Ultrasonic Cleaner		
	Ribfest Equipment - Bomb Dogs, Golf Carts, Scaffolding, Etc.		
	TOTAL COMMODITIES	**190,000**	**195,000**

CAPITAL OUTLAY

FY 20-21 Budget Detail

		Budget Request	Original Request
01.11.02.401	**CAPITAL OUTLAY**	**-**	**-**
01.11.02.402	**NON CAPITAL OUTLAY**	**163,000**	**180,000**
	800mz Radios (5)	48,000	30,000
	Building Bulletproof Glass	55,000	55,000
	Safety Training Equipment	35,000	95,000
	Replace K9 Unit "Spike"	25,000	-
01.11.02.408	**FURNITURE, FIXTURES, & EQUIPMENT**	**-**	**-**
01.11.02.410	**VEHICLES**	**115,000**	**130,000**
	Squad Car Equipment for Leased Vehicles	115,000	130,000
	TOTAL CAPITAL ASSETS	**278,000**	**710,000**
01.11.02.670	**DARE EXPENSE**	**8,000**	**8,000**
01.11.02.675	**INVESTIGATIVE EXPENSES**	**3,000**	**3,000**
01.11.02.690	**PRINCIPAL PAYMENTS**	**375,000**	**400,000**
	Squad Car Leased Vehicles Payments 18-19, 19-20, 20-21 (30 each)	375,000	400,000
	TOTAL OTHER	**386,000**	**411,000**
	TOTAL OPERATIONS	**11,094,500**	**12,035,600**

SUPPORT SERVICES

FY 20-21 Budget Detail

			Budget Request	Original Request
SALARIES				
01.11.05.101	**FULL TIME SALARIES**		**483,700**	**593,100**
	Records Clerk	Becker		
	Records Clerk	Carbonara		
	Records Clerk	LeStronge		
	Records Clerk	Nurhussein		
	Records Clerk	Tesar		
	Code Enforcement Officer	Baran		
	Code Enforcement Officer	Cotter		
	Code Enforcement Officer	Trevillian		
01.11.05.105	**PART TIME SALARIES**		**274,100**	**240,900**
	Animal Warden	Vacant		
	Kennel Helper	Figeroa		
	Part-Time Record Clerk (24 hours)	Blend		
	Part-Time Record Clerk - Clerk (29 hours)	Baczek		
	Part-Time Records Clerk - Crime Free Housing	Orvis-Griffin		
	Part-Time Records Clerk - Crime Free Housing	Szymanski		
	Security Systems Monitor	Carajohn		
	Security Systems Monitor	Danz		
	Security Systems Monitor	Kwiatkowski		
	Security Systems Monitor	Lopez		
	Security Systems Monitor	Open		
	Security Systems Monitor	Open		
	Security Systems Monitor (Sub)	Bonkowski		
	Security Systems Monitor (Sub)	Muska		
	Part-Time Seasonal/Summer Personnel	Vacant		
	Part-Time Seasonal/Summer Personnel	Vacant		
01.11.05.106	**OVERTIME**		**10,000**	**10,000**
01.11.05.111	**GROUP INSURANCE**		**132,900**	**177,200**
	Health Insurance			
	Life Insurance			
	Vision & Dental Insurance			
01.11.05.121	**IMRF**		**80,400**	**89,800**
01.11.05.122	**FICA**		**48,100**	**53,100**
01.11.05.123	**MEDICARE**		**11,300**	**12,500**
01.11.05.127	**LONGEVITY**		**5,700**	**6,500**
01.11.05.133	**HEALTH INSURANCE INCENTIVE**		**2,300**	**2,300**
01.11.05.134	**WELLNESS INCENTIVE**		**-**	**2,900**
	TOTAL SALARIES		**1,048,500**	**1,188,300**

		Budget Request	Original Request
CONTRACTUAL	FY 20-21 Budget Detail		
01.11.05.202	**TRAINING & CONFERENCES** Animal Warden Training Records Clerks Training Code Enforcement Training Chaplains	**3,000**	**3,000**
01.11.05.215	**UNIFORMS** Records Clerks Crossing Guards Animal Wardens Code Enforcement Officers Chaplains	**7,000**	**7,000**
01.11.05.291	**ANIMAL CONTROL EXPENSE** Food, Disinfectant, Euthanasia Bowls, Cages Wildlife Trapping	**4,000**	**4,000**
	TOTAL CONTRACTUAL	**14,000**	**14,000**
COMMODITIES			
01.11.05.301	**DUES** IL Animal Control Assoc. Kennel License/Illinois IL Assoc. of Code Enforcement Notary Fees Crime Analyst of IL	**500**	**500**
01.11.05.370	**COMMUNITY PROGRAMS** Board-up services Grass Cutting Property clean-up Safe Passage Program	**10,000**	**10,000**
	TOTAL COMMODITIES	**10,500**	**10,500**
	TOTAL SUPPORT SERVICES	**1,073,000**	**1,212,800**
	TOTAL POLICE DEPARTMENT	**15,868,400**	**16,943,300**

2020-2021 Expense History Report - Budget Worksheet Report

Budget Year 2021

G/L Account	Account Description	2016 Actual Amount	2017 Actual Amount	2018 Actual Amount	2019 Actual Amount	2020 Estimated Amount	2020 Adopted Budget	2021 Adopted
Fund	**01 - General Corporate Fund**							
Department	**11 - Police**							
Cost Center	**01 - Administration**							
Salaries								
01.11.01.101	Salaries Full Time	150,239.31	151,225.37	161,997.62	171,894.93	213,800.00	166,600.00	187,500.00
01.11.01.105	Salaries - Part Time	18,467.11	19,565.84	20,385.28	1,897.02	.00	.00	.00
01.11.01.106	Salaries - Overtime	.00	.00	.00	115.99	100.00	100.00	200.00
01.11.01.107	Sworn Personnel	849,540.49	879,028.12	901,200.48	928,985.99	968,000.00	958,100.00	1,051,300.00
01.11.01.111	Group Insurance	182,437.14	163,911.21	167,344.59	165,580.16	175,000.00	187,600.00	182,700.00
01.11.01.114	Clothing Allowance	.00	625.00	625.00	625.00	700.00	700.00	700.00
01.11.01.119	Court Time	4,200.00	4,200.00	4,200.00	4,200.00	4,200.00	4,200.00	4,200.00
01.11.01.121	IMRF	20,524.08	21,026.28	22,148.10	19,880.75	18,700.00	18,300.00	22,600.00
01.11.01.122	FICA	10,631.75	10,928.90	11,469.02	10,533.94	11,100.00	10,700.00	11,900.00
01.11.01.123	Medicare	13,087.83	13,333.29	14,116.11	13,564.30	15,000.00	14,200.00	16,000.00
01.11.01.127	Longevity	7,600.00	9,900.00	10,200.00	10,200.00	10,300.00	10,300.00	10,200.00
01.11.01.129	Police Pension Expense	1,696,959.77	1,991,448.47	1,856,992.09	2,104,242.69	2,104,200.00	2,104,200.00	2,194,900.00
01.11.01.133	Health Insurance Incentive	7,000.08	7,000.08	7,000.08	3,333.48	2,800.00	2,600.00	3,000.00
01.11.01.134	Wellness Incentive	1,080.00	2,040.00	1,800.00	1,800.00	1,300.00	1,800.00	.00
01.11.01.135	Taxable Fringe Benefit	197.55	39.65	80.65	79.87	200.00	200.00	200.00
	Salaries Totals	$2,961,965.11	$3,274,272.21	$3,179,559.02	$3,436,934.12	$3,525,400.00	$3,479,600.00	$3,685,400.00
Contractual								
01.11.01.202	Training and Conferences	1,120.00	5,105.12	5,071.07	5,415.08	5,000.00	5,000.00	8,000.00
01.11.01.203	Physical Exams	52.00	1,018.00	938.00	823.00	1,000.00	1,500.00	1,500.00
01.11.01.215	Uniforms	2,397.02	1,857.15	1,498.20	898.32	1,500.00	2,500.00	2,500.00
	Contractual Totals	$3,569.02	$7,980.27	$7,507.27	$7,136.40	$7,500.00	$9,000.00	$12,000.00
Commodities								
01.11.01.301	Dues	1,400.68	1,995.68	2,025.00	2,493.00	2,400.00	2,000.00	2,500.00
01.11.01.303	Publications	885.47	78.00	432.00	.00	500.00	1,000.00	1,000.00
	Commodities Totals	$2,286.15	$2,073.68	$2,457.00	$2,493.00	$2,900.00	$3,000.00	$3,500.00
	Cost Center **01 - Administration** Totals	$2,967,820.28	$3,284,326.16	$3,189,523.29	$3,446,563.52	$3,535,800.00	$3,491,600.00	$3,700,900.00
Cost Center	**02 - Operations**							
Salaries								
01.11.02.101	Salaries Full Time	810,470.17	695,297.75	696,135.94	82,276.97	89,900.00	90,100.00	93,500.00
01.11.02.104	Worker's Compensation	28,289.81	56,864.85	52,809.73	87,859.12	62,100.00	100,000.00	100,000.00
01.11.02.105	Salaries - Part Time	185,609.99	230,935.83	136,092.77	27,682.99	36,700.00	31,400.00	123,100.00
01.11.02.106	Salaries - Overtime	662,427.99	654,489.90	667,478.34	590,651.06	570,000.00	680,000.00	790,000.00

2020-2021 Expense History Report - Budget Worksheet Report

Budget Year 2021

G/L Account	Account Description	2016 Actual Amount	2017 Actual Amount	2018 Actual Amount	2019 Actual Amount	2020 Estimated Amount	2020 Adopted Budget	2021 Adopted
Fund	**01 - General Corporate Fund**							
Department	**11 - Police**							
Cost Center	**02 - Operations**							
Salaries								
01.11.02.107	Sworn Personnel	4,819,066.46	5,025,852.03	5,138,523.57	5,442,765.07	5,550,000.00	5,755,900.00	5,929,700.00
01.11.02.111	Group Insurance	1,140,995.76	986,556.67	1,071,598.89	1,014,848.10	1,125,000.00	1,172,600.00	1,306,200.00
01.11.02.114	Clothing Allowance	5,000.00	5,000.00	5,000.00	5,000.00	5,000.00	5,000.00	5,000.00
01.11.02.117	Special Detail	28,460.00	99,001.20	59,103.00	108,086.48	129,000.00	80,000.00	70,000.00
01.11.02.119	Court Time	33,000.00	32,400.00	33,600.00	33,000.00	35,400.00	36,000.00	36,600.00
01.11.02.121	IMRF	124,668.31	128,089.09	114,242.78	13,492.54	13,100.00	13,000.00	29,500.00
01.11.02.122	FICA	65,060.32	74,199.52	65,329.08	8,307.15	7,800.00	7,600.00	15,500.00
01.11.02.123	Medicare	96,338.94	98,561.33	102,569.77	90,803.45	93,800.00	98,200.00	103,600.00
01.11.02.127	Longevity	32,400.00	31,800.00	32,900.00	28,000.00	32,100.00	31,300.00	30,700.00
01.11.02.128	Stipends	55,600.00	44,200.00	55,000.00	53,800.00	55,300.00	56,800.00	57,500.00
01.11.02.132	Cell Phone Reimbursement	240.00	240.00	240.00	240.00	300.00	300.00	300.00
01.11.02.133	Health Insurance Incentive	46,065.26	61,563.19	50,833.92	9,517.26	3,200.00	4,400.00	3,000.00
01.11.02.134	Wellness Incentive	1,680.00	9,000.00	7,440.00	5,880.00	7,700.00	7,500.00	.00
01.11.02.135	Taxable Fringe Benefit	932.41	342.83	737.19	481.14	800.00	800.00	800.00
	Salaries Totals	$8,136,305.42	$8,234,394.19	$8,289,634.98	$7,602,691.33	$7,817,200.00	$8,170,900.00	$8,695,000.00
Contractual								
01.11.02.202	Training and Conferences	49,207.38	65,085.34	49,619.82	37,844.00	75,000.00	60,000.00	90,000.00
01.11.02.203	Physical Exams	5,590.00	8,172.00	4,903.00	6,065.18	8,000.00	10,000.00	10,000.00
01.11.02.210	Communications	13,758.88	15,262.06	401,511.23	920,988.41	983,200.00	1,000,000.00	1,050,000.00
01.11.02.215	Uniforms	40,442.57	40,512.56	23,321.00	40,902.86	40,000.00	42,000.00	42,000.00
01.11.02.265	Maint. of Mobile Equipment	4,982.66	5,949.44	2,695.12	1,618.00	3,000.00	6,000.00	4,000.00
01.11.02.266	Maintenance Equipment	29,627.54	10,986.52	26,193.21	12,088.58	18,400.00	25,000.00	20,000.00
01.11.02.271	Maint. Of Radio Equipment	5,348.05	5,185.60	9,664.30	3,834.00	4,000.00	10,000.00	6,000.00
01.11.02.277	Building Maintenance Serv.	7,154.57	8,970.00	1,855.54	8,872.96	15,000.00	10,000.00	15,000.00
01.11.02.296	Prisoner Care	95.00	118.14	299.88	50.00	300.00	1,500.00	1,500.00
01.11.02.299	Other Contractual Services	64,341.92	129,982.58	77,725.96	79,811.05	148,300.00	159,000.00	307,000.00
	Contractual Totals	$220,548.57	$290,224.24	$597,789.06	$1,112,075.04	$1,295,200.00	$1,323,500.00	$1,545,500.00
Commodities								
01.11.02.301	Dues	2,483.26	2,369.26	2,240.35	2,423.22	2,500.00	2,500.00	2,500.00
01.11.02.303	Publications	4,195.98	7,144.10	4,329.89	3,840.75	5,000.00	5,000.00	5,000.00
01.11.02.313	Computer Supplies	1,989.85	1,357.50	1,353.02	90.99	1,400.00	2,000.00	2,000.00

2020-2021 Expense History Report - Budget Worksheet Report

Budget Year 2021

G/L Account	Account Description	2016 Actual Amount	2017 Actual Amount	2018 Actual Amount	2019 Actual Amount	2020 Estimated Amount	2020 Adopted Budget	2021 Adopted
Fund	**01 - General Corporate Fund**							
Department	**11 - Police**							
Cost Center	**02 - Operations**							
Commodities								
01.11.02.317	Office Supplies	32,936.94	33,219.47	35,719.14	33,528.53	36,000.00	40,000.00	40,000.00
01.11.02.332	K-9 Program	2,060.98	3,000.64	4,133.45	2,915.16	7,000.00	4,000.00	4,000.00
01.11.02.333	Ammunation/RAnge Supplies	17,780.82	15,893.18	21,359.48	15,402.28	16,000.00	16,000.00	16,000.00
01.11.02.336	Photo Material and Supplies	58.71	193.59	33.98	500.00	100.00	500.00	500.00
01.11.02.370	Community Programs	21,064.63	37,691.45	31,248.69	32,773.41	33,000.00	35,000.00	35,000.00
01.11.02.399	Operating/Other Supplies	66,948.21	73,504.41	84,982.87	48,304.12	74,000.00	80,000.00	85,000.00
	Commodities Totals	$149,519.38	$174,373.60	$185,400.87	$139,778.46	$175,000.00	$185,000.00	$190,000.00
Fixed Assets								
01.11.02.402	Non-Capital Outlay	60,468.05	47,731.88	34,390.06	59,814.76	149,000.00	73,000.00	163,000.00
01.11.02.408	Furniture, Fixtures & Equipment	.00	.00	.00	18,000.00	102,100.00	.00	.00
01.11.02.410	Vehicles	233,192.48	608,886.88	124,891.65	359,236.69	115,000.00	115,000.00	115,000.00
	Fixed Assets Totals	$293,660.53	$656,618.76	$159,281.71	$437,051.45	$366,100.00	$188,000.00	$278,000.00
Other								
01.11.02.670	D.A.R.E. Expense	6,279.55	7,090.78	6,466.20	7,994.32	8,000.00	8,000.00	8,000.00
01.11.02.675	Investigative Expense	2,127.98	1,386.09	2,042.00	1,165.64	2,400.00	2,000.00	3,000.00
01.11.02.690	Principal Payments	.00	.00	.00	6,749.24	135,000.00	250,000.00	375,000.00
01.11.02.691	Interest Payments	.00	.00	.00	2,555.54	.00	.00	.00
	Other Totals	$8,407.53	$8,476.87	$8,508.20	$18,464.74	$145,400.00	$260,000.00	$386,000.00
	Cost Center **02 - Operations** Totals	$8,808,441.43	$9,364,087.66	$9,240,614.82	$9,310,061.02	$9,798,900.00	$10,127,400.00	$11,094,500.00
Cost Center	**05 - Support Services**							
Salaries								
01.11.05.101	Salaries Full Time	478,760.71	476,561.09	466,973.36	518,633.49	537,900.00	527,700.00	483,700.00
01.11.05.104	Worker's Compensation	.00	1,270.66	.00	.00	.00	.00	.00
01.11.05.105	Salaries - Part Time	111,910.25	153,854.94	228,014.42	269,437.54	250,900.00	294,600.00	274,100.00
01.11.05.106	Salaries - Overtime	5,494.95	3,101.77	6,773.52	9,190.28	9,700.00	7,000.00	10,000.00
01.11.05.111	Group Insurance	104,648.53	94,352.88	109,885.16	127,578.44	152,200.00	146,000.00	132,900.00
01.11.05.121	IMRF	71,303.73	70,554.30	71,802.54	71,959.26	65,900.00	71,000.00	80,400.00
01.11.05.122	FICA	40,494.82	40,409.35	41,001.99	47,800.41	48,200.00	52,000.00	48,100.00
01.11.05.123	Medicare	9,470.62	9,450.62	9,589.17	11,179.15	11,600.00	12,200.00	11,300.00
01.11.05.127	Longevity	4,700.00	5,900.00	5,900.00	5,300.00	5,500.00	5,500.00	5,700.00
01.11.05.128	Stipends	.00	300.00	.00	.00	.00	.00	.00
01.11.05.133	Health Insurance Incentive	14,500.32	16,000.32	12,916.90	4,083.52	2,300.00	2,300.00	2,300.00

2020-2021 Expense History Report - Budget Worksheet Report

Budget Year 2021

G/L Account	Account Description	2016 Actual Amount	2017 Actual Amount	2018 Actual Amount	2019 Actual Amount	2020 Estimated Amount	2020 Adopted Budget	2021 Adopted
Fund **01 - General Corporate Fund**								
Department **11 - Police**								
Cost Center **05 - Support Services**								
Salaries								
01.11.05.134	Wellness Incentive	360.00	600.00	600.00	720.00	1,400.00	800.00	.00
01.11.05.135	Taxable Fringe Benefit	.00	.00	20.00	.00	.00	.00	.00
	Salaries Totals	$841,643.93	$872,355.93	$953,477.06	$1,065,882.09	$1,085,600.00	$1,119,100.00	$1,048,500.00
Contractual								
01.11.05.202	Training and Conferences	420.34	781.98	622.31	1,942.64	2,000.00	2,000.00	3,000.00
01.11.05.215	Uniforms	1,463.65	5,660.13	6,760.65	3,602.37	4,000.00	5,000.00	7,000.00
01.11.05.219	Utility - Electric	.00	.00	.00	296.41	.00	.00	.00
01.11.05.220	Utility - Gas	.00	.00	.00	63.24	.00	.00	.00
01.11.05.291	Animal Control Expense	796.45	2,720.24	1,956.28	3,420.82	3,500.00	4,000.00	4,000.00
	Contractual Totals	$2,680.44	$9,162.35	$9,339.24	$9,325.48	$9,500.00	$11,000.00	$14,000.00
Commodities								
01.11.05.301	Dues	235.00	305.00	245.00	194.00	300.00	500.00	500.00
01.11.05.370	Community Programs	3,965.93	2,721.22	4,384.86	11,110.99	10,000.00	10,000.00	10,000.00
	Commodities Totals	$4,200.93	$3,026.22	$4,629.86	$11,304.99	$10,300.00	$10,500.00	$10,500.00
Fixed Assets								
01.11.05.406	Buildings & Systems	.00	.00	803,799.26	114,842.30	.00	.00	.00
	Fixed Assets Totals	$0.00	$0.00	$803,799.26	$114,842.30	$0.00	$0.00	$0.00
	Cost Center **05 - Support Services** Totals	$848,525.30	$884,544.50	$1,771,245.42	$1,201,354.86	$1,105,400.00	$1,140,600.00	$1,073,000.00
	Department **11 - Police** Totals	$12,624,787.01	$13,532,958.32	$14,201,383.53	$13,957,979.40	$14,440,100.00	$14,759,600.00	$15,868,400.00
	Fund **01 - General Corporate Fund** Totals	$12,624,787.01	$13,532,958.32	$14,201,383.53	$13,957,979.40	$14,440,100.00	$14,759,600.00	$15,868,400.00
	Net Grand Totals	$12,624,787.01	$13,532,958.32	$14,201,383.53	$13,957,979.40	$14,440,100.00	$14,759,600.00	$15,868,400.00

REMA

VILLAGE OF ROMEOVILLE
REMA DEPARTMENT
FY 2020-2021 ORGANIZATIONAL CHART

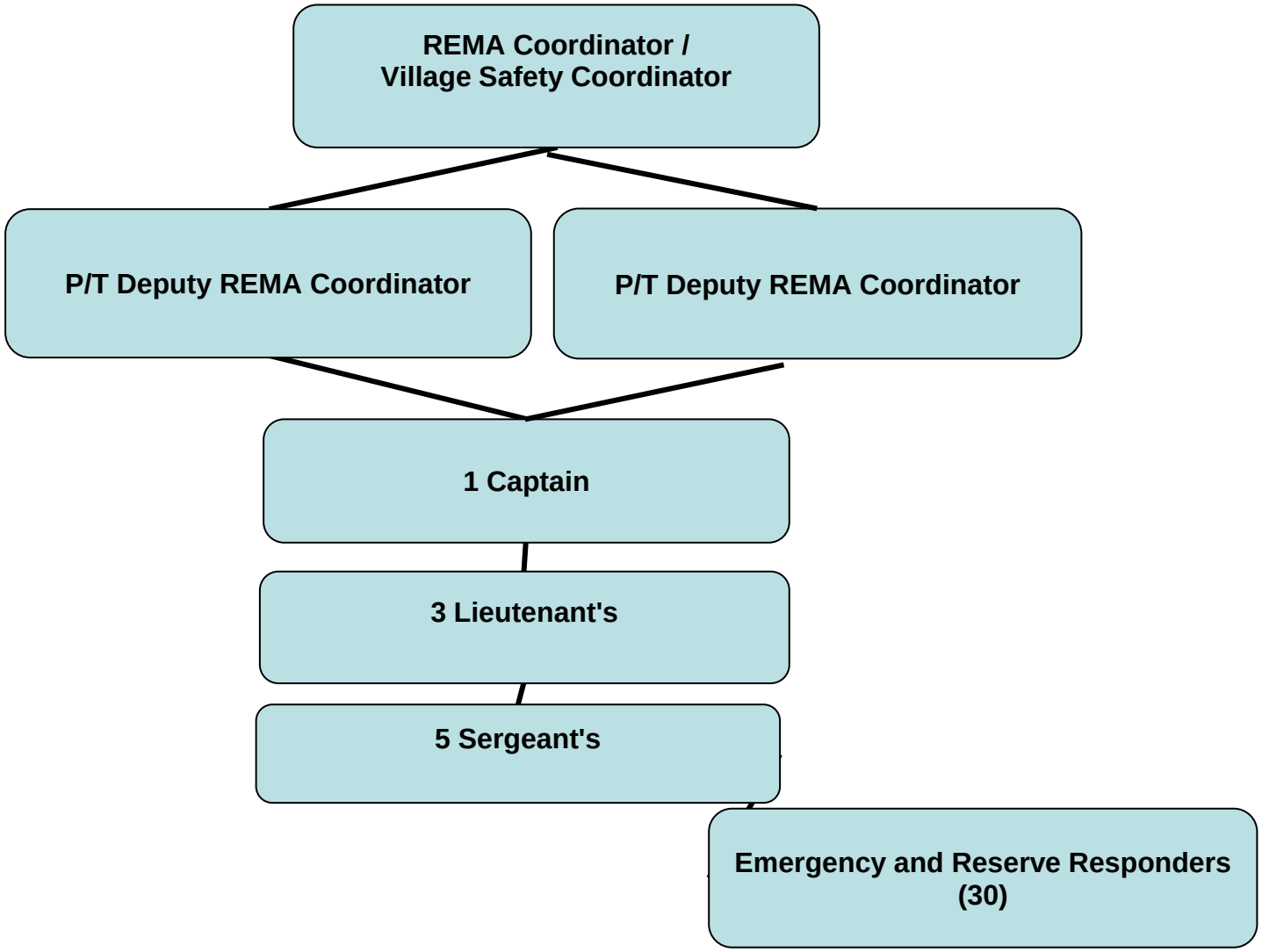

COST CENTER NARRATIVE

FUND: **GENERAL CORPORATE FUND**

DEPARTMENT: **REMA**

COST CENTER: **REMA**

PROGRAM DESCRIPTION:

The Romeoville Emergency Management Agency is comprised of volunteers who are on call 24 hours a day and a full time Emergency Management & Safety Coordinator to provide additional manpower and resources for public safety. REMA assists Romeoville's Police and Fire departments as well as all of the other Village Departments. REMA operates and maintains the outdoor warning siren system for the Village. The system consists of 20 sirens and 15 indoor emergency receivers located within our village owned facilities. The siren system also ties into the warning receivers placed into all of the Lewis University buildings for Emergency Warnings. Every member is a certified weather spotter as well as being trained in all other areas of response including traffic control, pump outs, first aid, emergency lighting, search and rescue, emergency shelter and communications

The organization is made up approximately 35 local citizens of varying age, occupation and skill levels. All REMA members are high-spirited volunteers fulfilling their role in the community by assisting with any emergency or disaster situation.

OBJECTIVES:

To provide continued emergency planning and a competent emergency responder program that supplies the village with a volunteer program like no other in the area. Completing this objective by being one of the most cost efficient departments of the village by using volunteers for the majority of the labor involved with department operation, equipment refurbishment and maintenance.

CURRENT FISCAL YEAR:

To replace outdated equipment which will allow the department to continue the emergency management mission.

LONG TERM:

Increase the capabilities of the Village of Romeoville to respond to emergencies and disasters by providing the planning, volunteer resources, and equipment to do so.

BUDGET HIGHLIGHT:

Replacing aging fleet vehicles to provide safer responses to emergencies.

PERSONNEL REQUESTS

VILLAGE OF ROMEOVILLE
REMA DEPARTMENT PERSONNEL PLAN
FISCAL YEAR 2020-21

DEPARTMENT	COST CENTER	POSITION	GRADE/STEP	QUANTITY	DEPT PRIORITY RANK	2020-21	ADDITIONAL COSTS	TOTAL
						-	-	-
	TOTAL REMA DEPARTMENT PERSONNEL REQUESTS					**-**	**-**	**-**

VILLAGE OF ROMEOVILLE
REMA PERSONNEL PLAN
FISCAL YEARS 2020-21 TO 2024-25

DEPARTMENT	COST CENTER	POSITION	GRADE/STEP	QUANTITY	DEPT PRIORITY RANK	2020-21	2021-22	2022-23	2023-24	2024-25	ADDITIONAL COSTS	TOTAL
						-	-	-	-	-	-	-
	TOTAL REMA PERSONNEL REQUESTS					-	-	-	-	-	-	-

CAPITAL REQUESTS

VILLAGE OF ROMEOVILLE

REMA DEPARTMENT BUDGETED CAPITAL IMPROVEMENT PLAN

FISCAL YEARS 2020-21

ACCOUNT NUMBER	CAPITAL PROJECT	DEPARTMENT	BUDGETED REQUESTS 2020-21
CORPORATE FUND			
01.12.01.406	REMA Building Site Improvements	REMA	50,000
01.12.01.406	REMA A/V Improvements	REMA	75,000
01.12.01.408	REMA Command Center Equipment, radio replacement	REMA	40,000
01.12.01.408	Outdoor Warning Siren, Audio Capable, Lewis University	REMA	60,000
	TOTAL REMA CORPORATE FUND		**225,000**
	TOTAL REMA DEPARTMENT CAPITAL REQUESTS		**225,000**

VILLAGE OF ROMEOVILLE
REMA CAPITAL IMPROVEMENT PLAN
FISCAL YEARS 2020-21 TO 2024-25

ACCOUNT NUMBER	CAPITAL PROJECT	DEPARTMENT	RANKING	DEPT RANK	2020-21	2021-22	2022-23	2023-24	2024-25	TOTAL	FUNDING
CORPORATE FUND											
01.12.01.408	REMA Command Center Equipment, radio replace	REMA	1		40,000	20,000	20,000	20,000	-	100,000	OPERATIONS
01.12.01.410	Replace 2008 Ford Crown Victoria, Equipped	REMA	7			60,000	-	-	-	60,000	OPERATIONS
01.12.01.408	Replace 2009 Ford Crown Victoria, Equipped	REMA	8				60,000	-	-	60,000	OPERATIONS
01.12.01.408	Replace 2000 Ford Expedtion, Equipped	REMA	9					60,000		60,000	OPERATIONS
01.12.01.408	Outdoor Warning Siren, Taylor Road & Southcreel	REMA	6			41,000	-	-	-	41,000	OPERATIONS
01.12.01.408	Outdoor Warning Siren, Audio Capable, Lewis Uni	REMA	5		60,000					60,000	OPERATIONS
01.12.01.402	Replace Generator and Light Tower, Truck 186	REMA	3		-	26,000	-	-	-	26,000	OPERATIONS
01.12.01.406	REMA Building Site Improvements	REMA	2		50,000					300,000	OPERATIONS
01.12.01.408	REMA A/V Improvements	REMA	4		75,000					100,000	OPERATIONS
	TOTAL REMA CORPORATE FUND CAPITAL REQUESTS				**$ 225,000**	**$ 147,000**	**$ 80,000**	**$ 80,000**	**$ -**	**$ 807,000**	

Goals and Objectives: 2020-2021 Budget

DEPARTMENT: **REMA**

FUND: **GENERAL**

COST CENTER: **ADMINISTRATION**

ACCOUNT NUMBER: **01.12.01.408**

REQUEST TYPE: **PROJECT**

GOAL OBJECTIVE:

Complete site improvements to Budler Road REMA facility

GOAL DESCRIPTION:

REMA operates and maintains a significant amount of emergency response equipment as well as operating the current village EOC. We also have the only facility in the village that can hold large groups for computer training. The REMA site has very limited parking and very poor night lighting thus causing problems for people responding to calls as well as attending classes and training. This impacts the image of the village and safety to those visiting the facility. The proposal is to add parking stalls, a drive around the rear of the building, move a fire hydrant from the rear of the building to the front where it is accesible, add lighting to the dark areas, and address other safety issues at the site.

COST: $50,000

Goals and Objectives: 2020-2021 Budget

DEPARTMENT: **REMA**

FUND: **GENERAL**

COST CENTER: **ADMINISTRATION**

ACCOUNT NUMBER: **01.12.01.408**

REQUEST TYPE: **PROJECT**

GOAL OBJECTIVE:

Replace A/V system in EOC facility

GOAL DESCRIPTION:

REMA operates and maintains the current village EOC. We also have the only facility in the village that can hold large groups for computer training. The current audio visual system in the building has been put together over the years in a piece meal fashion. A comprehensive system needs to be installed to better utilize the facility.

COST: $75,000

Goals and Objectives: 2020-2021 Budget

DEPARTMENT: **REMA**

FUND: **GENERAL**

COST CENTER: **ADMINISTRATION**

ACCOUNT NUMBER: **01.12.01.408**

REQUEST TYPE: **PROJECT**

GOAL OBJECTIVE:

Replace Mobile Command Center Equipment

GOAL DESCRIPTION:

When the mobile command center was purchased the radios that were installed were purchased used and were considered at end of life by the manufacturer. Presently we cannot get spare parts for these radios. We would like to replace these radios with current models that will operate with the radio systems that we now operate with.

COST: $40,000

Goals and Objectives: 2020-2021 Budget

DEPARTMENT: **REMA**

FUND: **GENERAL**

COST CENTER: **ADMINISTRATION**

ACCOUNT NUMBER: **01.12.01.408**

REQUEST TYPE: **PROJECT**

GOAL OBJECTIVE:

Install audio capable outdoor warning siren at Lewis University

GOAL DESCRIPTION:

Lewis University has a significant risk to its student population due to many hazards that face the college campus. Although the college has some internal warning capabilities externally, there is no cohesive warning system to alert the population on campus with specific messaging. We would like to install an audio capable outdoor warning siren in the center of the campus and move the existing siren offsite to another location where the standard siren will serve its purpose.

COST: $60,000

			Budget Request	Original Request
REMA				
ADMINISTRATION				
SALARIES				
01.12.01.105	**PART TIME SALARIES**		**22,000**	**22,000**
	Deputy Coordinator	Cochara		
	Deputy Coordinator	Roeters		
	Traffic Detail - Romeofest ($10.00 per hour) - Various	Various		
	Part Time Cleaning Person for REMA building, 8 hrs per week			
01.12.01.122	**FICA**		**1,400**	**1,400**
01.12.01.123	**MEDICARE**		**400**	**400**
	TOTAL SALARIES		**23,800**	**23,800**
CONTRACTUAL				
01.12.01.215	**UNIFORMS**		**7,000**	**7,000**
	Uniform Shirts for Members			
	Badge Replacement			
	Work Shirts for members, with microphone holders			
	Duty Coats and turnout boots			
01.12.01.299	**OTHER CONTRACTUAL**		**11,500**	**11,500**
	Burglar Alarm for REMA Building			
	Copier annual contract			
	Starcom Radio system monthly			
	Annual EMNET terminal fee			
	TOTAL CONTRACTUAL		**18,500**	**18,500**
COMMODITIES				
01.12.01.313	**MICROCOMPUTER SUPPLIES**		**3,000**	**3,000**
	Ink Cartridges, Toner, Disks, etc.			
01.12.01.314	**JANITORIAL SUPPLIES**		**2,000**	**2,000**
	Cleaning & Disinfecting Supplies			
	Brooms, Mops, and Buckets			
	Floor Cleaning Supplies, Wax			
	Garage Floor Cleaning Supplies			
01.12.01.315	**BUILDING MAINTENANCE SUPPLIES**		**6,000**	**6,000**
	Light bulbs, Ballasts, Lamps			
	Ceiling Tiles, Door Signs, Various Misc. Repairs			
01.12.01.317	**OFFICE SUPPLIES**		**2,000**	**2,000**
	Pens, Paper, Envelopes, Ribbon, etc.			
	Department Forms, Office Supplies			
	TOTAL COMMODITIES		**13,000**	**13,000**

			Budget Request	Original Request
CAPITAL OUTLAY				
01.12.01.406	**BUILDINGS AND SYSTEMS**		**125,000**	**400,000**
	REMA Building site improvements	125,000		
	REMA A/V Improvements	0		
01.12.01.408	**FURNITURE, FIXTURES, EQUIPMENT**		**100,000**	**125,500**
	REMA Mobile Command Center Equipment	40,000		
	truck 186 Generator Replacement	-		
	Outdoor Warning Siren, Taylor, Southcreeek area	60,000		
	TOTAL CAPITAL OUTLAY		**225,000**	**525,500**
	TOTAL ADMINISTRATION		**280,300**	**580,800**
OPERATIONS				
CONTRACTUAL				
01.12.02.202	**TRAINING & CONFERENCES**		**9,000**	**9,000**
	Training Supplies & Class Costs			
	IEMA Conference, In State			
	IESMA Conference, In State			
	Reimbursement for Travel for Members for Classes			
01.12.02.220	**UTILITIES - GAS**		**3,500**	**3,500**
01.12.02.265	**MAINTENANCE MOBILE EQUIPMENT**		**25,000**	**25,000**
	Vehicle Repairs for:			
	11 Squad Cars			
	6 Trucks			
	3 ATV's, Snowmobile, Generator Trailers, 15 trailers			
01.12.02.266	**MAINTENANCE EQUIPMENT**		**3,000**	**3,000**
	Repairs of Generators, Water Pumps, Tool Purchase & Rescue Tools			
01.12.02.277	**BUILDING MAINTENANCE**		**6,000**	**6,000**
	Maintenance & Upkeep on REMA Building, including			
	Building Generator Maintenance			
	7 Furnaces and 4 Air Conditioners			
	Air Compressor Maintenance			
	Overhead Door Maintenance			
	Fire Extinguisher Maintenance			
	Parking Lot Seal Coating and Striping			
	TOTAL CONTRACTUAL		**46,500**	**46,500**
COMMODITIES				
01.12.02.301	**DUES**		**500**	**500**
	IESMA			
	EMA Newsletter			
	Will County Mutual Aid Association Dues			
01.12.02.399	**OTHER SUPPLIES**		**8,000**	**8,000**
	Medical Supplies Refill for First Aid Unit			
	SAR Supplies			
	Program Presentation Supplies			
	Hand Tools, Batteries			
	Road Flares			

		Budget Request	Original Request
	Traffic Cones, Signs & Barricades Work Gloves Supplies to Stock Emergency Shelter Trailer		
	TOTAL COMMODITIES	**8,500**	**8,500**
	TOTAL OPERATIONS	**55,000**	**55,000**
COMMUNICATIONS			
CONTRACTUAL			
01.12.09.271	**MAINTENANCE OF RADIO EQUIPMENT** Repairs & upkeep of 7 base, 34 mobile, 76 portables, and VHF Repeater System	**8,000**	**8,000**
01.12.09.272	**MAINTENANCE OF SIREN EQUIPMENT** Repairs & upkeep of warning siren system	**11,000**	**11,000**
01.12.09.299	**OTHER CONTRACTUAL** Weather Center Data Service, I Am Responding License	**9,000**	**13,000**
	TOTAL CONTRACTUAL	**28,000**	**32,000**
	TOTAL COMMUNICATIONS	**28,000**	**32,000**
	TOTAL REMA	**363,300**	**667,800**

2020-2021 Expense History Report - Budget Worksheet Report

Budget Year 2021

G/L Account	Account Description	2016 Actual Amount	2017 Actual Amount	2018 Actual Amount	2019 Actual Amount	2020 Estimated Amount	2020 Adopted Budget	2021 Adopted
Fund **01 - General Corporate Fund**								
Department **12 - REMA**								
Cost Center **01 - Administration**								
Salaries								
01.12.01.105	Salaries - Part Time	11,828.68	12,196.79	13,195.10	12,605.73	22,800.00	21,300.00	22,000.00
01.12.01.106	Salaries - Overtime	.00	.00	.00	195.00	400.00	.00	.00
01.12.01.122	FICA	733.36	756.25	818.13	793.61	1,500.00	1,400.00	1,400.00
01.12.01.123	Medicare	171.54	176.86	191.34	185.65	400.00	400.00	400.00
	Salaries Totals	$12,733.58	$13,129.90	$14,204.57	$13,779.99	$25,100.00	$23,100.00	$23,800.00
Contractual								
01.12.01.215	Uniforms	5,472.98	3,974.78	6,985.05	6,734.34	6,900.00	7,000.00	7,000.00
01.12.01.299	Other Contractual Services	7,223.76	7,563.00	7,548.09	8,592.77	10,200.00	11,500.00	11,500.00
	Contractual Totals	$12,696.74	$11,537.78	$14,533.14	$15,327.11	$17,100.00	$18,500.00	$18,500.00
Commodities								
01.12.01.313	Computer Supplies	1,581.31	1,222.62	2,995.82	2,984.95	2,400.00	3,000.00	3,000.00
01.12.01.314	Janitorial Supplies	1,970.32	1,978.68	1,932.10	1,925.45	2,000.00	2,000.00	2,000.00
01.12.01.315	Building Maint. Supplies	5,937.71	5,906.96	5,831.16	5,937.48	5,900.00	6,000.00	6,000.00
01.12.01.317	Office Supplies	1,491.04	1,978.50	1,976.13	1,996.47	2,000.00	2,000.00	2,000.00
	Commodities Totals	$10,980.38	$11,086.76	$12,735.21	$12,844.35	$12,300.00	$13,000.00	$13,000.00
Fixed Assets								
01.12.01.402	Non-Capital Outlay	14,840.58	886.38	.00	34,144.18	375,900.00	200,000.00	.00
01.12.01.406	Buildings & Systems	.00	.00	.00	.00	280,000.00	280,000.00	125,000.00
01.12.01.408	Furniture, Fixtures & Equipment	34,269.80	42,999.26	46,005.49	15,152.31	45,000.00	45,000.00	100,000.00
01.12.01.410	Vehicles	53,982.50	214,981.23	.00	.00	.00	.00	.00
	Fixed Assets Totals	$103,092.88	$258,866.87	$46,005.49	$49,296.49	$700,900.00	$525,000.00	$225,000.00
	Cost Center **01 - Administration** Totals	$139,503.58	$294,621.31	$87,478.41	$91,247.94	$755,400.00	$579,600.00	$280,300.00
Cost Center **02 - Operations**								
Contractual								
01.12.02.202	Training and Conferences	2,944.31	2,592.22	2,545.91	4,887.81	5,000.00	9,000.00	9,000.00
01.12.02.220	Utility - Gas	2,043.74	2,126.91	2,199.93	2,421.57	2,500.00	3,000.00	3,500.00
01.12.02.265	Maint. of Mobile Equipment	20,564.43	19,341.45	18,600.21	23,393.22	31,400.00	32,000.00	25,000.00
01.12.02.266	Maintenance Equipment	2,768.78	2,953.27	2,902.61	2,982.25	3,000.00	3,000.00	3,000.00
01.12.02.277	Building Maintenance Serv.	6,718.24	4,966.59	5,854.89	5,195.35	5,500.00	6,000.00	6,000.00
	Contractual Totals	$35,039.50	$31,980.44	$32,103.55	$38,880.20	$47,400.00	$53,000.00	$46,500.00
Commodities								
01.12.02.301	Dues	298.60	81.42	294.95	100.00	300.00	500.00	500.00

2020-2021 Expense History Report - Budget Worksheet Report

Budget Year 2021

G/L Account	Account Description	2016 Actual Amount	2017 Actual Amount	2018 Actual Amount	2019 Actual Amount	2020 Estimated Amount	2020 Adopted Budget	2021 Adopted
Fund	**01 - General Corporate Fund**							
Department	**12 - REMA**							
Cost Center	**02 - Operations**							
Commodities								
01.12.02.399	Operating/Other Supplies	6,598.05	6,962.35	7,787.91	6,560.55	7,800.00	8,000.00	8,000.00
	Commodities Totals	$6,896.65	$7,043.77	$8,082.86	$6,660.55	$8,100.00	$8,500.00	$8,500.00
	Cost Center **02 - Operations** Totals	$41,936.15	$39,024.21	$40,186.41	$45,540.75	$55,500.00	$61,500.00	$55,000.00
Cost Center	**09 - Communications**							
Contractual								
01.12.09.271	Maint. Of Radio Equipment	5,482.48	5,996.08	7,931.73	7,953.70	8,000.00	8,000.00	8,000.00
01.12.09.272	Maint. of Siren Equipment	13,268.82	9,938.99	10,833.60	10,912.15	11,000.00	11,000.00	11,000.00
01.12.09.299	Other Contractual Services	1,751.65	1,469.23	2,031.90	3,540.70	7,000.00	8,000.00	9,000.00
	Contractual Totals	$20,502.95	$17,404.30	$20,797.23	$22,406.55	$26,000.00	$27,000.00	$28,000.00
	Cost Center **09 - Communications** Totals	$20,502.95	$17,404.30	$20,797.23	$22,406.55	$26,000.00	$27,000.00	$28,000.00
	Department **12 - REMA** Totals	$201,942.68	$351,049.82	$148,462.05	$159,195.24	$836,900.00	$668,100.00	$363,300.00
	Fund **01 - General Corporate Fund** Totals	$201,942.68	$351,049.82	$148,462.05	$159,195.24	$836,900.00	$668,100.00	$363,300.00
	Net Grand Totals	$201,942.68	$351,049.82	$148,462.05	$159,195.24	$836,900.00	$668,100.00	$363,300.00

POLICE & FIRE COMMISSION

COST CENTER NARRATIVE

FUND: GENERAL CORPORATE FUND

DEPARTMENT: ADMINISTRATION

COST CENTER: POLICE AND FIRE COMMISSION

PROGRAM DESCRIPTION:

The Police and Fire Commission Cost Center consists of appointed members the Chairman, Secretary, and three other members. The commission is responsible for all the testing for full-time fire fighters and police officers. The commissioners are also responsible for any disciplinary hearings that the firefighters or police officers request regarding any suspensions or terminations.

OBJECTIVES:
CURRENT FISCAL YEAR:

To make sure that the commission hires the most qualified candidates for the jobs in a timely manner.

LONG TERM:

BUDGET HIGHLIGHT:

POLICE & FIRE COMMISSION

		Budget Request	Original Request
SALARIES			
01.17.01.105	**SALARIES - PART TIME**	**18,600**	**18,600**
01.17.01.122	**FICA**	**1,200**	**1,200**
01.17.01.123	**MEDICARE**	**300**	**300**
	TOTAL SALARIES	**20,100**	**20,100**
CONTRACTUAL			
01.17.01.201	**LEGAL NOTICES** Testing Notices	**2,000**	**2,000**
01.17.01.202	**TRAINING & CONFERENCES**	**5,500**	**5,500**
01.17.01.203	**PHYSICAL EXAMS** Potential Hires	**9,000**	**9,000**
01.17.01.205	**POSTAGE**	**-**	**-**
01.17.01.210	**COMMUNICATIONS**	**-**	**-**
01.17.01.211	**LEGAL SERVICES** Disciplinary Hearings	**2,000**	**2,000**
01.17.01.223	**APPLICANT TESTING**	**40,000**	**40,000**
	TOTAL CONTRACTUAL	**58,500**	**58,500**
COMMODITIES			
01.17.01.301	**DUES** Police / Fire Commission Association	**1,000**	**1,000**
01.17.01.317	**OFFICE SUPPLIES**	**1,000**	**1,000**
	TOTAL COMMODITIES	**2,000**	**2,000**
	TOTAL POLICE & FIRE COMMISSION	**80,600**	**80,600**

2020-2021 Expense History Report - Budget Worksheet Report

Budget Year 2021

G/L Account	Account Description	2016 Actual Amount	2017 Actual Amount	2018 Actual Amount	2019 Actual Amount	2020 Estimated Amount	2020 Adopted Budget	2021 Adopted
Fund	**01 - General Corporate Fund**							
Department	**17 - Police & Fire Commission**							
Cost Center	**01 - Administration**							
Salaries								
01.17.01.105	Salaries - Part Time	15,210.00	8,306.00	10,376.00	8,778.78	10,500.00	18,600.00	18,600.00
01.17.01.122	FICA	943.02	514.97	643.31	544.11	700.00	1,200.00	1,200.00
01.17.01.123	Medicare	220.55	120.45	150.46	124.47	200.00	300.00	300.00
	Salaries Totals	$16,373.57	$8,941.42	$11,169.77	$9,447.36	$11,400.00	$20,100.00	$20,100.00
Contractual								
01.17.01.201	Legal Notices	1,175.00	434.00	493.00	466.00	900.00	1,000.00	2,000.00
01.17.01.202	Training and Conferences	5,213.55	3,876.48	5,100.76	3,213.69	5,300.00	5,500.00	5,500.00
01.17.01.203	Physical Exams	6,627.95	1,669.00	4,881.00	8,471.06	10,000.00	10,000.00	9,000.00
01.17.01.211	Legal Services	.00	.00	.00	.00	.00	2,000.00	2,000.00
01.17.01.223	Applicant Testing	35,110.90	16,190.52	28,199.27	32,449.54	34,000.00	40,000.00	40,000.00
	Contractual Totals	$48,127.40	$22,170.00	$38,674.03	$44,600.29	$50,200.00	$58,500.00	$58,500.00
Commodities								
01.17.01.301	Dues	375.00	375.00	375.00	375.00	400.00	1,000.00	1,000.00
01.17.01.317	Office Supplies	479.20	452.58	286.71	253.03	1,200.00	1,000.00	1,000.00
	Commodities Totals	$854.20	$827.58	$661.71	$628.03	$1,600.00	$2,000.00	$2,000.00
	Cost Center **01 - Administration** Totals	$65,355.17	$31,939.00	$50,505.51	$54,675.68	$63,200.00	$80,600.00	$80,600.00
	Department **17 - Police & Fire Commission** Totals	$65,355.17	$31,939.00	$50,505.51	$54,675.68	$63,200.00	$80,600.00	$80,600.00
	Fund **01 - General Corporate Fund** Totals	$65,355.17	$31,939.00	$50,505.51	$54,675.68	$63,200.00	$80,600.00	$80,600.00
	Net Grand Totals	$65,355.17	$31,939.00	$50,505.51	$54,675.68	$63,200.00	$80,600.00	$80,600.00

TRANSFERS

COST CENTER NARRATIVE

FUND: GENERAL CORPORATE FUND

DEPARTMENT: FINANCE DEPARTMENT

COST CENTER: TRANSFERS & RESERVES

PROGRAM DESCRIPTION:

The cost center accounts for the transfer from the General Corporate Fund to the Recreation Fund. The Recreation Department performs many activities beyond those supported by program revenues, activities necessitated by the Village's growth and activities necessitated by increased service level demands. General Corporate Funds are currently needed to assist the Recreation Department to provide the desired service levels.

The cost center accounts for the transfer from the General Corporate Fund to the Debt Service Fund (Fund 39). The transferred funds are used to make the Bond Series 2008A, 2014 2016, 2016A and 2019 bond and interest payments. The Bonds were used for various road construction projects including Taylor Road, Frontage Road, Normantown Road and Airport Road the construction of the Village Hall/Police Station, Deer Crossing Park, Fire Stations #3 and the "Bus Barn" site projects and the purchase of open space (Discovery Park site).

The cost center also reserves funds for unemployment, self-insurance, Sales and local tax incentive payments, retroactive pay and contingencies.

OBJECTIVES:
CURRENT FISCAL YEAR:

Transfer the required funds.

Set aside funds for the ERI (Early Retirement Incentive)

LONG TERM:

Develop revenue streams and cost efficiencies that ensure the Recreation Department does not require the transfer of General Funds.

BUDGET HIGHLIGHT:

Sales Tax/Food & Beverage Tax, Local Motor Fuel Tax Incentive Payments - Mongo McMichael's Texas Barbeque, Mistwood Golf Course, Magid Glove & Safety, Ashley Furniture, Farm and Fleet, Metal Monkey, Toyota and Thornton's Refueling Station.

		Budget Request	Original Request
TRANSFERS & RESERVES			
SALARIES			
01.99.01.112	**UNEMPLOYMENT BENEFITS**	**15,000**	**15,000**
	TOTAL SALARIES	**15,000**	**15,000**
OTHER			
01.99.01.640	**RESERVE FOR RETROACTIVE SALARIES & ERI**	**1,900,000**	**1,700,000**
01.99.01.650	**RESERVE FOR SELF INSURANCE**	**30,000**	**30,000**
01.99.01.655	**RESERVE FOR SALES TAX INCENTIVE**	**1,150,000**	**1,200,000**
01.99.01.680	**CONTINGENCY**	**532,400**	**100,000**
	TOTAL OTHER	**3,612,400**	**3,030,000**
TRANSFERS			
01.99.01.722	**TRANSFER TO RECREATION FUND**	**1,596,200**	**1,660,000**
01.99.01.751	**TRANSFER TO FACILTY CONSTRUCTION FUND**	**-**	-
01.99.01.763	**TRANSFER TO DEBT SERVICE FUND** 2008A Bond Issue 2014 Bond Issue 2016 Bond Issue 2016A Bond Issue 2019 Bond Issue	**5,937,300**	**5,937,300**
01.99.01.780	**PROPERTY TAX REBATE**	**-**	**-**
	TOTAL TRANSFERS	**7,533,500**	**7,597,300**
	TOTAL TRANSFERS & RESERVES	**11,160,900**	**10,642,300**

2020-2021 Expense History Report - Budget Worksheet Report

Budget Year 2021

G/L Account	Account Description	2016 Actual Amount	2017 Actual Amount	2018 Actual Amount	2019 Actual Amount	2020 Estimated Amount	2020 Adopted Budget	2021 Adopted
Fund **01 - General Corporate Fund**								
Department **99 - Transfers**								
Cost Center **01 - Administration**								
Salaries								
01.99.01.112	Unemployment Benefits	.00	6,127.39	(405.83)	11,908.00	7,500.00	15,000.00	15,000.00
	Salaries Totals	$0.00	$6,127.39	($405.83)	$11,908.00	$7,500.00	$15,000.00	$15,000.00
Other								
01.99.01.640	Reserve for Retroactive Salary/ERI Repayment	.00	.00	.00	.00	600,000.00	.00	1,900,000.00
01.99.01.650	Reserve for Self Insurance & Litigation Settlements	16,047.44	17,469.25	38,532.88	135,473.72	20,000.00	30,000.00	30,000.00
01.99.01.655	Reserve for Sales Tax Incentive	2,031,861.83	1,949,397.56	1,812,049.34	992,053.32	1,075,000.00	1,300,000.00	1,150,000.00
01.99.01.680	Contingency	.00	.00	.00	.00	.00	100,000.00	532,400.00
	Other Totals	$2,047,909.27	$1,966,866.81	$1,850,582.22	$1,127,527.04	$1,695,000.00	$1,430,000.00	$3,612,400.00
Transfers								
01.99.01.722	Recreation Fund	1,135,000.00	1,500,000.00	1,267,800.00	1,455,100.00	1,596,200.00	1,596,200.00	1,596,200.00
01.99.01.726	Transfer to RETT Fund	.00	2,825,000.00	.00	.00	.00	.00	.00
01.99.01.751	Transfer - Facility Construction	1,700,000.00	925,000.00	2,000,000.00	6,100,000.00	3,356,500.00	2,056,500.00	.00
01.99.01.763	Transfer to Debt Service Fund	4,317,291.71	4,692,820.30	4,984,908.90	5,466,500.00	5,870,400.00	5,870,400.00	5,937,300.00
01.99.01.780	Property Tax Rebate	.00	(80.00)	(5.00)	.00	.00	.00	.00
	Transfers Totals	$7,152,291.71	$9,942,740.30	$8,252,703.90	$13,021,600.00	$10,823,100.00	$9,523,100.00	$7,533,500.00
	Cost Center **01 - Administration** Totals	$9,200,200.98	$11,915,734.50	$10,102,880.29	$14,161,035.04	$12,525,600.00	$10,968,100.00	$11,160,900.00
	Department **99 - Transfers** Totals	$9,200,200.98	$11,915,734.50	$10,102,880.29	$14,161,035.04	$12,525,600.00	$10,968,100.00	$11,160,900.00
	Fund **01 - General Corporate Fund** Totals	$9,200,200.98	$11,915,734.50	$10,102,880.29	$14,161,035.04	$12,525,600.00	$10,968,100.00	$11,160,900.00
	Net Grand Totals	$9,200,200.98	$11,915,734.50	$10,102,880.29	$14,161,035.04	$12,525,600.00	$10,968,100.00	$11,160,900.00

MOTOR FUEL TAX FUND 20

COST CENTER NARRATIVE

FUND: MOTOR FUEL TAX

DEPARTMENT: PUBLIC WORKS

COST CENTER: OPERATIONS

PROGRAM DESCRIPTION:

This fund is used for the following:

1.) Street Lighting Maintenance
2.) Traffic Signal Maintenance
3.) Road Salt Purchases
4.) Street Projects

OBJECTIVES:
CURRENT FISCAL YEAR:

LONG TERM:

Expenditures expected to remain similar to existing.

BUDGET HIGHLIGHT:

		Budget Request	Original Request
MOTOR FUEL TAX			
CONTRACTUAL			
20.08.02.219	**UTILITY-ELECTRIC**	**435,000**	**435,000**
20.08.02.263	**LIGHT MAINTENANCE** Repair of street lights throughout the Village.	**200,000**	**200,000**
20.08.02.275	**TRAFFIC SIGNAL MAINTENANCE** Repair of traffic signals	**30,000**	**30,000**
20.08.02.299	**OTHER CONTRACTUAL SERVICES**	**-**	**-**
	TOTAL CONTRACTUAL	**665,000**	**665,000**
COMMODITIES			
20.08.02.341	**SALT/CALCIUM**	**550,000**	**500,000**
	TOTAL COMMODITIES	**550,000**	**500,000**
CAPITAL OUTLAY			
20.08.02.402	**NON CAPITAL OUTLAY**	**-**	**-**
20.08.02.409	**INFRASTRUCTURE**	**-**	**-**
	TOTAL CAPITAL OUTLAY	**-**	**-**
OTHER			
20.08.02.686	**RESERVE FOR FUTURE PROJECTS**	**568,100**	**568,100**
	Potential Projects	568,100	568,100
	TOTAL OTHER	**568,100**	**568,100**
TRANSFERS			
20.08.02.701	**TRANSFER TO CORPORATE FUND**	**-**	**-**
	TOTAL TRANSFERS	**-**	**-**
	TOTAL MOTOR FUEL TAX	**1,783,100**	**1,733,100**

2020-2021 Expense History Report - Budget Worksheet Report

Budget Year 2021

G/L Account	Account Description	2016 Actual Amount	2017 Actual Amount	2018 Actual Amount	2019 Actual Amount	2020 Estimated Amount	2020 Adopted Budget	2021 Adopted
Fund **20 - Motor Fuel Tax**								
Department **08 - Public Works**								
Cost Center **02 - Operations**								
Contractual								
20.08.02.219	Utility - Electric	423,688.54	400,066.00	461,200.75	475,543.82	482,000.00	435,000.00	435,000.00
20.08.02.263	Lighting Maintenance	113,179.27	139,401.75	125,444.95	99,159.87	195,000.00	200,000.00	200,000.00
20.08.02.275	Traffic Signal Maintenance	33,088.68	30,312.28	23,993.12	28,149.12	29,000.00	30,000.00	30,000.00
	Contractual Totals	$569,956.49	$569,780.03	$610,638.82	$602,852.81	$706,000.00	$665,000.00	$665,000.00
Commodities								
20.08.02.341	Salt/Calcium Chloride	165,061.35	116,663.80	309,364.51	293,525.51	350,000.00	500,000.00	550,000.00
	Commodities Totals	$165,061.35	$116,663.80	$309,364.51	$293,525.51	$350,000.00	$500,000.00	$550,000.00
Fixed Assets								
20.08.02.402	Non-Capital Outlay	5,149.75	.00	.00	.00	.00	.00	.00
20.08.02.409	Infrastructure	720,515.50	.00	.00	161,818.76	.00	.00	.00
	Fixed Assets Totals	$725,665.25	$0.00	$0.00	$161,818.76	$0.00	$0.00	$0.00
Other								
20.08.02.686	Reserve for Future Projects	.00	.00	.00	.00	.00	.00	518,100.00
	Other Totals	$0.00	$0.00	$0.00	$0.00	$0.00	$0.00	$518,100.00
Transfers								
20.08.02.701	Corporate Fund	30,000.00	.00	.00	.00	.00	.00	.00
	Transfers Totals	$30,000.00	$0.00	$0.00	$0.00	$0.00	$0.00	$0.00
	Cost Center **02 - Operations** Totals	$1,490,683.09	$686,443.83	$920,003.33	$1,058,197.08	$1,056,000.00	$1,165,000.00	$1,733,100.00
	Department **08 - Public Works** Totals	$1,490,683.09	$686,443.83	$920,003.33	$1,058,197.08	$1,056,000.00	$1,165,000.00	$1,733,100.00
	Fund **20 - Motor Fuel Tax** Totals	$1,490,683.09	$686,443.83	$920,003.33	$1,058,197.08	$1,056,000.00	$1,165,000.00	$1,733,100.00

LOCAL GAS TAX
FUND 21

COST CENTER NARRATIVE

FUND: LOCAL GAS TAX FUND

DEPARTMENT: PUBLIC WORKS

COST CENTER: OPERATIONS

PROGRAM DESCRIPTION:

The fund accounts for 50% of the Village's local gas tax (6 cents per gallon motor fuel and 9 cents per gallon diesel fuel). The funds will be used for road resurfacing, road construction/improvements and the construction of the I55 Interchange at Airport Road. The interchange is needed to relieve traffic congestion and improve public safety on Weber Road and throughout the Village. The funds are also used for other projects such as bridge repairs and street resurfacing. The Villages of Romeoville, Bolingbrook and Plainfield are partners in the I55/Weber project. Romeoville is the lead agency to conduct the engineering.

OBJECTIVES:
CURRENT FISCAL YEAR:

135th Street Bridge Repairs	$400,000
Diesel Fuel Incentive	$275,000
Street Resurfacing	$150,000
Airport/I-55 Interchanges	$ 50,000

LONG TERM:

Utilize funds in an appropriate manner to provide maximum long term benefits to the Village's residents and business community.

BUDGET HIGHLIGHT:

The Village has used the $1,535,400 grant provided by Congresswoman Judy Biggert's office. The Village of Romeoville, Bolingbrook and Plainfield are required to match 20% of the grant funds (20% match split - 28% Romeoville, 35% Bolingbrook, Plainfield 37%) for additional costs.

Continue to fund Airport Road Interchange Program. Pay Developer of Thorntons Refueling Center Local MFT Incentive.

CAPITAL REQUESTS

VILLAGE OF ROMEOVILLE

PUBLIC WORKS BUDGETED CAPITAL IMPROVEMENT PLAN

FISCAL YEARS 2020-21

ACCOUNT NUMBER	CAPITAL PROJECT	DEPARTMENT	BUDGETED REQUESTS 2020-21
LOCAL GAS TAX FUND			
21.08.02.409	Street Resurfacing (Collector and In-House)	PUBLIC WORKS	350,000
21.08.02.409	135th St Bridge Repairs	PUBLIC WORKS	400,000
21.08.02.409	Airport Rd I-55 Interchange	PUBLIC WORKS	50,000
	TOTAL LOCAL GAS TAX FUND		**800,000**

VILLAGE OF ROMEOVILLE

PUBLIC WORKS CAPITAL IMPROVEMENT PLAN

FISCAL YEARS 2020-21 TO 2024-25

ACCOUNT NUMBER	CAPITAL PROJECT	DEPARTMENT	DEPT RANK	2020-21	2021-22	2022-23	2023-24	2024-25	TOTAL	FUNDING
21.08.02.409	Street Resurfacing (Collector and In-House)	PUBLIC WORKS		350,000	450,000	450,000	450,000	450,000	2,150,000	LOCAL GAS TAX
21.08.02.409	135th St Bridge Repairs	PUBLIC WORKS		400,000	50,000	50,000	50,000	50,000	600,000	LOCAL GAS TAX
21.08.02.409	Airport Rd I-55 Interchange	PUBLIC WORKS		50,000	-	-	-	-	50,000	LOCAL GAS TAX
21.08.02.409	Taylor Rd Bike Path - Removal & Replacement	PUBLIC WORKS		-	-	500,000	-	-	500,000	LOCAL GAS TAX
	TOTAL LOCAL GAS TAX FUND			**800,000**	**500,000**	**1,000,000**	**500,000**		**2,800,000**	

Goals and Objectives: 2020-2021 Budget

DEPARTMENT: **PUBLIC WORKS**

FUND: **LOCAL GAS TAX FUND**

COST CENTER: **OPERATIONS**

ACCOUNT NUMBER: **21.08.02.409**

REQUEST TYPE: **PROJECT**

GOAL DESCRIPTION:

Street Resurfacing Program

GOAL OBJECTIVE:

Rehabilitation of various streets of the Village in order to maintain an acceptable level of serviceability.

COST: $350,000

Goals and Objectives: 2020-2021 Budget

DEPARTMENT: **PUBLIC WORKS**

FUND: **LOCAL GAS TAX FUND**

COST CENTER: **OPERATIONS**

ACCOUNT NUMBER: **21.08.02.409**

REQUEST TYPE: **PROJECT**

GOAL DESCRIPTION:

135th Street Bridge Repairs

GOAL OBJECTIVE:

Minor repairs of bridge components in order to maintain bridges in good condition.

COST: $400,000

Goals and Objectives: 2020-2021 Budget

DEPARTMENT: **PUBLIC WORKS**

FUND: **LOCAL GAS TAX FUND**

COST CENTER: **OPERATIONS**

ACCOUNT NUMBER: **21.08.02.409**

REQUEST TYPE: **PROJECT**

GOAL DESCRIPTION:

Airport Road and I-55 Interchange

GOAL OBJECTIVE:

COST: $50,000

		Budget Request	Original Request
LOCAL GAS TAX FUND			
CAPITAL OUTLAY			
21.08.02.409	**INFRASTRUCTURE**	**800,000**	**600,000**
	Street Resurfacing	350,000	150,000
	135th St Bridge Repairs	400,000	400,000
	Airport I-55 Interchanges	50,000	50,000
	TOTAL CAPITAL OUTLAY	**800,000**	**600,000**
OTHER			
21.08.02.655	**RESERVE FOR SALES TAX INCENTIVE**	**275,000**	**275,000**
21.08.02.686	**RESERVE FOR FUTURE PROJECTS**	**110,000**	**-**
	TOTAL OTHER	**385,000**	**275,000**
TOTAL LOCAL GAS TAX FUND		**1,185,000**	**875,000**

2020-2021 Expense History Report - Budget Worksheet Report

Budget Year 2021

G/L Account	Account Description	2016 Actual Amount	2017 Actual Amount	2018 Actual Amount	2019 Actual Amount	2020 Estimated Amount	2020 Adopted Budget	2021 Adopted
Fund **21 - Local Gas Tax Fund**								
Department **08 - Public Works**								
Cost Center **02 - Operations**								
Fixed Assets								
21.08.02.409	Infrastructure	716,501.87	1,875,618.33	1,537,358.23	793,045.18	898,800.00	880,000.00	800,000.00
21.08.02.410	Vehicles	190,356.00	.00	.00	.00	.00	.00	.00
	Fixed Assets Totals	$906,857.87	$1,875,618.33	$1,537,358.23	$793,045.18	$898,800.00	$880,000.00	$800,000.00
Other								
21.08.02.655	Reserve for Sales Tax Incentive	.00	.00	.00	.00	160,000.00	200,000.00	275,000.00
21.08.02.686	Reserve for Future Projects	.00	.00	.00	.00	.00	.00	110,000.00
	Other Totals	$0.00	$0.00	$0.00	$0.00	$160,000.00	$200,000.00	$385,000.00
	Cost Center **02 - Operations** Totals	$906,857.87	$1,875,618.33	$1,537,358.23	$793,045.18	$1,058,800.00	$1,080,000.00	$1,185,000.00
	Department **08 - Public Works** Totals	$906,857.87	$1,875,618.33	$1,537,358.23	$793,045.18	$1,058,800.00	$1,080,000.00	$1,185,000.00
	Fund **21 - Local Gas Tax Fund** Totals	$906,857.87	$1,875,618.33	$1,537,358.23	$793,045.18	$1,058,800.00	$1,080,000.00	$1,185,000.00
	Net Grand Totals	$2,397,540.96	$2,562,062.16	$2,457,361.56	$1,851,242.26	$2,114,800.00	$2,245,000.00	$2,918,100.00

RECREATION FUND 22

VILLAGE OF ROMEOVILLE
RECREATION DEPARTMENT
ORGANIZATIONAL CHART
FISCAL YEAR 2020-2021

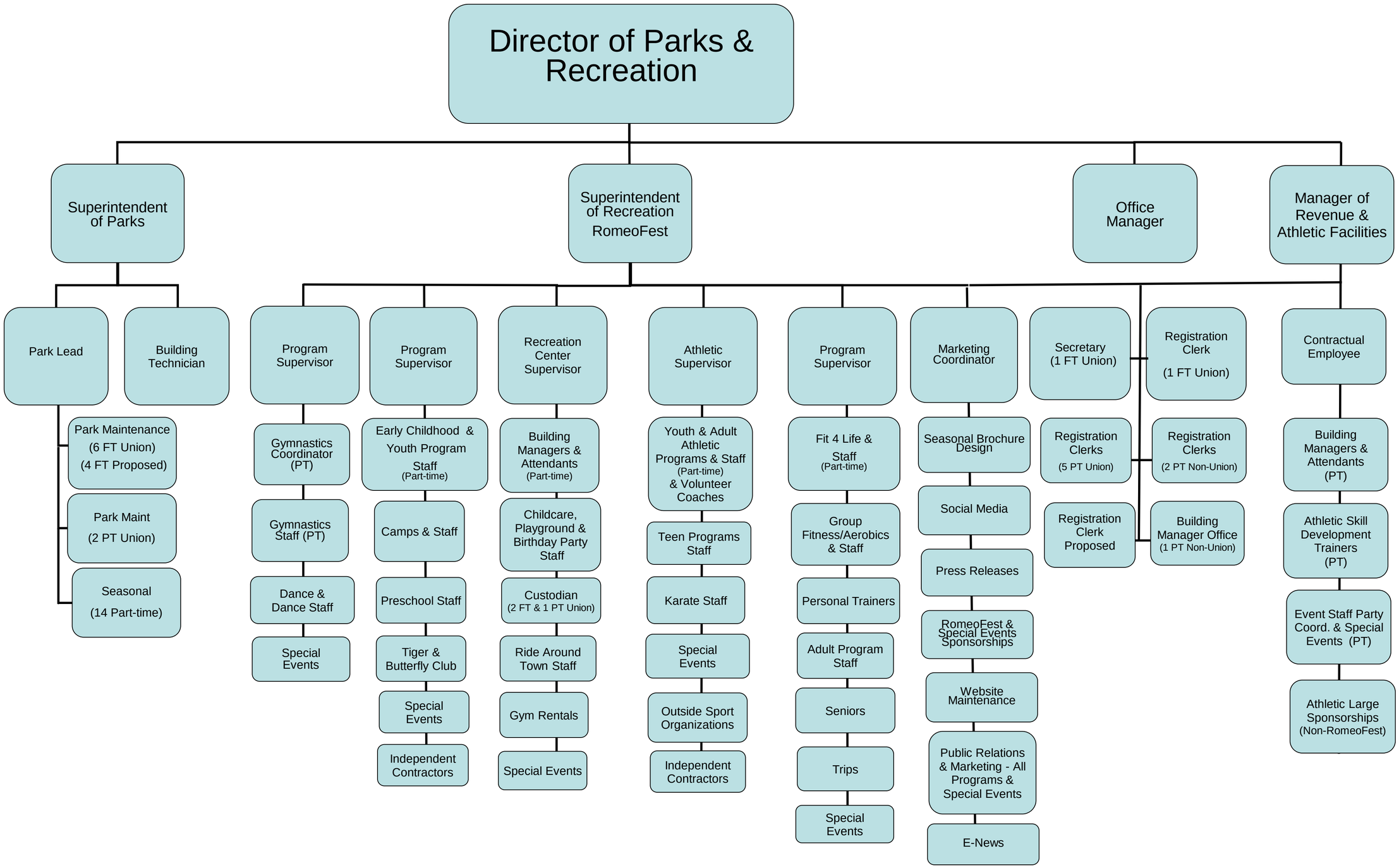

COST CENTER NARRATIVE

FUND: ATHLETIC AND EVENT CENTER

DEPARTMENT: RECREATION

COST CENTER: OPERATIONS

PROGRAM DESCRIPTION:

To maintain 75,000 sq. ft. facility that offers turf rental, gym court rental (two sport courts and six portable hardwood courts,) and conference rooms. The facility accommodates over 250,000 guests annually and facilitates over 20,000 individuals for rentals meetings and athletic uses.

.

OBJECTIVES: To streamline expenses for the Athletic & Event Center and increase revenues.

CURRENT FISCAL YEAR:

This fiscal year would be our third full year in the facility we would like to maintain the existing operations and provide quality programming to the guests who enter the facility. Additionally, our goal is to improve the cleanliness of the facility as well as maintain and improve the aesthetics of the outdoor perimeter of the facility.

LONG TERM:

To promote the facility that will generate additional revenues with existing and new vendors. To increase the economic impact within the Village, cooperate boundaries. The Village will be expanding the Athletic & Event Center, which include a new 65,000sq ft. atrium, four lane pool and a 3500sq ft. fitness center. The will help generate additional revenues for the Athletic & Event by becoming a regional and national destination for basketball, soccer, and volleyball tournaments The addition of the atrium will give us the flexibility to host different events/athletic tournaments at the same time.

BUDGET HIGHLIGHTS:

To continue to maintain contracts such as; Prep Hoops Recruiting Services Tournaments and Showcases, Made Hoop Recruiting Services Tournaments NCAA Basketball Certified Tournaments, One Day Shoot Outs, Prime MMA Events, Dog Show Expo, Gymnastic Events, Chicagoland Soccer League along with USA Volleyball Tournaments and JVA Volleyball Tournaments and additional revenue generated events.

COST CENTER NARRATIVE

FUND: RECREATION

DEPARTMENT: RECREATION

COST CENTER: FACILITY

PROGRAM DESCRIPTION:

To maintain a 52,000 sq ft facility that offers classrooms, a dance studio, aerobics studio, 2 full court gymnasiums, fitness center, gymnastics area, concession stand, birthday party room, and indoor playground and rental facilities. The facility accommodates over 18,000 guests annually and facilitates over 12,000 individuals for programs, rentals, community meetings and athletic uses.

OBJECTIVES:
CURRENT FISCAL YEAR:

To offer Service Excellence to participants in our facility by providing a safe environment to those using the facility and by providing properly maintained equipment and surroundings.

LONG TERM:

To continue to promote the use of the facility through marketing, as well as offering new and innovative programs within the facility. Additionally, it is our goal to maintain the building through preventative maintenance and to be proactive with replacement and repairs.

BUDGET HIGHLIGHT:

- Continue to maintain building cleanliness and safety by maintaining equipment (vacuums, jungle equipment, HVAC, tarp cleaning, carpet cleaning, gym floors, tables/chairs, etc.)
- Ensure staff are properly trained to maintain the facility and equipment through regular staff meetings and training opportunities
- Update building décor where necessary (furniture, signs, banners, photos, etc.)
- Create a new look for the entrance with new paint and environmental graphics
- Improve facility functionality by reviewing and updating areas to comply with ADA standards
- Update the existing bathrooms and locker rooms in the Fit 4 Life Fitness Center to comply with ADA standards and make it more up to date
- Update building furniture to maintain a welcoming & clean experience for the participants

COST CENTER NARRATIVE

FUND: RECREATION

DEPARTMENT: RECREATION

COST CENTER: OPERATIONS

PROGRAM DESCRIPTION:
The Operations Division is responsible for the administration of all department records, including department finance records and department personnel records. The Operations Division is also responsible for program registration, facility rentals, and facility reservations.

OBJECTIVES:
To offer quality front line service to our customers and participants while maintaining accurate records and documents.

CURRENT FISCAL YEAR:
To provide accurate and concise program information to participants as well as providing accurate and concise information regarding department operations to Village Officials, Department Heads and village staff.

LONG TERM:
It is the desire of this division to introduce and use the newest technology in providing recreational services to our customers including registrations and reservations.

BUDGET HIGHLIGHTS:
- Continue converting paper files in storage to LaserFische
- Replace and update employee equipment while working with the village's IT Department to do so
- Continue to update and an add security measure to the Recreation Center and Athletic and Events Center
- Continue to update the employee hiring process by offering an online application process
- Focus on implementing best customer service practices in all aspects of the Department
- Implement a green plan in the Department by encouraging environmentally friendly practices in daily office operations
- Implement additional security measures for Creative Play Program, Jungle Safari and Open Gym
- Continue to implement Cartegraph software
- Update Operation Manual and Part-time and Seasonal Manual
- Establish updated safety procedures and conduct ongoing safety training for all staff
- Continue Safety Training with Police Department
- Update Participation Guidelines and Policy Manual
- Update registration polices

COST CENTER NARRATIVE

FUND: RECREATION

DEPARTMENT: RECREATION

COST CENTER: PARKS

PROGRAM DESCRIPTION:

The Parks Division is responsible for the acquisition, preservation and maintenance of open space for the purpose of recreational activities. The Parks Division maintains recreation grounds, equipment and facilities. The Division is also responsible for the maintenance and preparation of all athletic fields as well as the set-up and preparation of a majority of Special Events. We currently maintain 15 ball fields, 16 soccer fields, one football and 4 flag football fields, 4 concession stands, 2 splash pads and 1 recreation center. In the past year the Recreation Department has redeveloped Budler Park, constructed our largest playground at Discovery Park, and opened additional athletic fields, basketball courts and sand volleyball courts to play. Other facilities under our care include 32 park sites covering 362.25 acres. The Parks Department is also responsible for the maintenance of 31 playgrounds & 4 Valley View School District playgrounds.

OBJECTIVES: The Parks Divisions main objective is to maintain all Recreation Department facilities to the highest standards not only for the safety of visitors, but also to continue to improve the overall quality of life for the residents of Romeoville.

CURRENT FISCAL YEAR:

The Parks Department needs to complete some of the following projects to help meet our goals:
Park site re-development: Rotary Park, Personnel additions, Equipment purchases, truck with lift and bucket.
Pathway extensions: Taylor Road from Troxel Ave. to Rt. 53.
Financial obligations: CMAQ Grant $301,600.00, CMAP $194,498.00.
Financial obligations: OSLAD Lake Strini Project. $382,800.

LONG TERM:

The long term goal of the Parks Division is to have safe, well developed and maintained park sites that other communities would admire. We would also like to earn a reputation as a first class, award-winning Parks Division. This can be done by accomplishing the objectives listed above.

BUDGET HIGHLIGHTS:

- Volunteer Park – Drainage Improvements
- Equipment Purchase- Utility truck with lift bucket.
- Conservation and Rotary Park redevelopment
- Equipment Purchase – Branch Chipper, Various attachments for Ventrac, Trailer with Power Washer,
- Park sign replacement and landscaping.
- Bike Path construction – Taylor Road from Troxel Ave. to Rt. 53
- CMAP Bike Trail – Weber to Airport Roads
- Parking lot resurfacing at Village Park.
- Replace parking lot lights and poles at Village Park.
- CMAQ Grant – Natural Gas Pipeline Trail
- ADA non-compliance improvements

COST CENTER NARRATIVE

FUND: RECREATION

DEPARTMENT: RECREATION

COST CENTER: PROGRAMS

PROGRAM DESCRIPTION:

To provide quality of life recreational and leisure time activities for the community through integrity, honesty, dedication and expertise.

OBJECTIVES:

CURRENT FISCAL YEAR:

This fiscal year we will provide programs for over 20,000 participants and offer over 2,000 programs. Our programs cover all age groups from toddlers to senior citizens. Additionally, it is our goal to insure that each program achieves a 20% to 40% net profit ratio versus expenditures.

LONG TERM:

To promote and ensure the highest quality programs we offer for our residents and to ensure the development of all ages physically as well as socially.

BUDGET HIGHLIGHTS:

- Increase program opportunities and participation in the areas of early childhood, youth, teen and adult programming
- Continue to update program equipment for safety and quality experience (room furnishings, new flooring, gymnastics equipment, Snack Shack upgrades)
- Continue to work with the Marketing Coordinator to come up with new, innovative ways to market the Recreation Department and its programs
- Work on increasing gymnastics numbers through increased/different classes, strategic programming, and creative use of gym space
- Increase teen participation through teen focused activities and programs
- Increase membership sales and member retention at the Fit-4-Life Fitness Center through EFT memberships, new marketing strategies, customer service, membership specials, and new software
- Increase Group Fitness classes through additional class offerings, time slots, and new marketing
- Continue to offer low to no-cost, quality special events
- Strategically work with the increased numbers in Day Camp to offer a wide variety of activities and programs while marinating a productive and safe environment
- Continue to increase dance participation with more classes at varied times and maximizing the space currently available
- Continue to offer important safety classes, on the job training, and educational opportunities for full and part time staff, including an annual part-time staff orientation
- Continue the restructuring of the athletic department by offering new classes and leagues with superb expectations and standards
- Increase participation at all special events with added marketing campaigns

PERSONNEL REQUESTS

VILLAGE OF ROMEOVILLE
RECREATION DEPARTMENT PERSONNEL PLAN
FISCAL YEAR 2020-21

DEPARTMENT	COST CENTER	POSITION	GRADE/STEP	QUANTITY	DEPT PRIORITY RANK	2020-21	ADDITIONAL COSTS	TOTAL
RECREATION	22.13.02.105	Registration Clerk PT - NEW (21.25 hrs.)	AFSCME - 9/A	1	3	26,700	-	26,700
RECREATION	22.13.16.101	1 Park Maintenance FT - NEW	AFSCME - 14/A	1	4	78,100	-	78,100
	TOTAL RECREATION FUND PERSONNEL REQUESTS					**104,800**	**-**	**104,800**

VILLAGE OF ROMEOVILLE
RECREATION DEPARTMENT PERSONNEL PLAN
FISCAL YEARS 2020-2021 TO 2023-24

DEPARTMENT	COST CENTER	POSITION	GRADE/STEP	QUANTITY	DEPT PRIORITY RANK	2020-21	2021-22	2022-23	2022-23	2023-24	ADDITIONAL COSTS	TOTAL
RECREATION	22.13.02.105	Registration Clerk PT - NEW (21.25 hrs.)	AFSCME - 9/A	1	3	26,700	-	-	-	-	-	26,700
RECREATION	22.13.16.101	1 Park Maintenance FT - NEW	AFSCME - 14/A	1	4	78,100	-	-	-	-	-	78,100
	TOTAL RECREATION PERSONNEL REQUESTS					104,800	-	-	-	-	-	104,800

Goals and Objectives: 2020-2021 Budget

DEPARTMENT: **PARKS AND RECREATION**

FUND: **OPERATIONS**

COST CENTER: **RECREATION**

ACCOUNT NUMBER: **22.13.02.105**

REQUEST TYPE: **PERSONNEL**

GOAL DESCRIPTION:

Hire a Part-time union grade 9 position Registration Clerk for the front desk.

GOAL OBJECTIVE: In order to continue the high level of customer service we have at the Recreation Center, we are in need of an additional part-time Registration Clerk. Currently, we only have one clerk at our registration counter at any given time. Our services are in high demand and we often have people trying to call in, but the front desk staff person is assisting someone at the counter. We need to have some overlap, so that at peak times, we have 2 front desk employees working together and can manage customers efficiently.

COST: $26,700

Goals and Objectives: 2020-2021 Budget

DEPARTMENT: **PARKS AND RECREATION**

FUND: **RECREATION**

COST CENTER: **PARKS**

ACCOUNT NUMBER: **22.13.16.101**

REQUEST TYPE: **PERSONNEL**

GOAL DESCRIPTION:

Increase Park Maintenance staff with one union fulltime position (AFSCME-grade 14). Please note this position will be grade 14A not 24A.

GOAL OBJECTIVE: The Parks Department is in need of increasing staff to meet the needs of the community and to keep up the village's Park and Recreation facilities up to our standards. With the continued growth of the park inventory, athletic/tournament programming, field and court maintenance, special events and seasonal plowing responsibilities, it has become increasing difficult to accomplish this. Staff are unable to spend the appropriate amount of time maintaining the parks and playgrounds.

We have a dedicated staff that continues to work on rotation every weekend from March-November. Overtime is allocated for additional hours but attention is needed on our parks and playgrounds for the success of our department. Additional staff will help maintain high standards, staff burnout and retention and decrease the chance for injury.

COST: $78,100

CAPITAL REQUESTS

VILLAGE OF ROMEOVILLE

RECREATION DEPARTMENT BUDGETED CAPITAL IMPROVEMENT PLAN

FISCAL YEARS 2020-21

ACCOUNT NUMBER	CAPITAL PROJECT	DEPARTMENT	BUDGETED REQUESTS 2020-21
RECREATION FUND			
22.13.17.407	Fitness Center Locker Room Renovation	RECREATION	50,000
22.13.16.410	Truck with Lift	RECREATION	70,000
22.13.16.410	Power Washer for Trailer	RECREATION	10,000
22.13.16.408	Branch Chipper	RECREATION	40,000
22.13.16.408	Ventrac Accessories (Blower and Stump Grinder)	RECREATION	15,000
22.13.16.407	Conservation Park Renovation - Lake Strini OSLAD Grant Project	RECREATION	800,000
22.13.16.407	Pole Barn Electric Gate	RECREATION	20,000
22.13.16.407	Volunteer Park Drainage	RECREATION	250,000
22.13.16.407	Village Park - Parking Lot Improvements	RECREATION	400,000
22.13.16.407	Village Park - Parking Lot Light Pole Replacement	RECREATION	350,000
22.13.16.407	Rotary Park Playground & Site Renovation	RECREATION	350,000
22.13.16.407	Dale Blum Football Field Drainage Study	RECREATION	25,000
22.13.16.407	Discovery Park Wetland Maintenance	RECREATION	10,000
22.13.16.407	Park Sign Replacement & Landscaping	RECREATION	40,000
	TOTAL RECREATION FUND CAPITAL		**2,430,000**

VILLAGE OF ROMEOVILLE

RECREATION DEPARTMENT CAPITAL IMPROVEMENT PLAN

FISCAL YEARS 2020-21 TO 2024-25

ACCOUNT NUMBER	PROJECT	DEPARTMENT	DEPT RANK	2020-21	2021-22	2022-23	2023-24	2024-25	TOTAL	FUNDING
RECREATION FUND										
22.13.17.407	Fitness Center Locker Room Renovation	RECREATION	1	50,000					50,000	RECREATION / PARKS
22.13.16.410	Truck with Lift	RECREATION	2	70,000					70,000	RECREATION / PARKS
22.13.16.410	Power Washer for Trailer	RECREATION	3	10,000					10,000	RECREATION / PARKS
22.13.16.408	Branch Chipper	RECREATION	4	40,000	-	-	-	-	40,000	RECREATION / PARKS
22.13.16.408	Ventrac Accessories (Blower and Stump Grinder)	RECREATION	5	15,000	-	-	-	-	15,000	RECREATION / PARKS
22.13.16.407	Conservation Park Renovation - Lake Strini OSLAD Grant Project	RECREATION	6	800,000					800,000	RECREATION / PARKS
22.13.16.407	Pole Barn Electric Gate	RECREATION	8	20,000					20,000	RECREATION / PARKS
22.13.16.407	Volunteer Park Drainage	RECREATION	9	250,000	-	-	-	-	250,000	RECREATION / PARKS
22.13.16.407	Village Park - Parking Lot Improvements	RECREATION	10	400,000					400,000	RECREATION / PARKS
22.13.16.407	Village Park - Parking Lot Light Pole Replacement	RECREATION	11	350,000					350,000	RECREATION / PARKS
22.13.16.407	Rotary Park Playground & Site Renovation	RECREATION	13	350,000	-	-	-	-	350,000	RECREATION / PARKS
22.13.16.407	Dale Blum Football Field Drainage Study	RECREATION	14	25,000					25,000	RECREATION / PARKS
22.13.16.407	Discovery Park Wetland Maintenance	RECREATION	15	10,000					10,000	RECREATION / PARKS
22.13.16.407	Park Sign Replacement & Landscaping	RECREATION	17	40,000	-	-	-	-	40,000	RECREATION / PARKS
22.13.16.406	Independence Park - Parking Lot	RECREATION			350,000	-	-	-	350,000	RECREATION / PARKS
22.13.16.407	Village Park - Reconstruct Concession Stand	RECREATION		-	600,000		-	-	600,000	RECREATION / PARKS
22.13.16.407	Park Maintenance Facility - Concrete Storage Bins	RECREATION			10,000	-	-	-	10,000	RECREATION / PARKS
22.13.16.407	Discovery Park - Incidental Exp. (soccer goals, scoreboards, amenit	RECREATION			75,000	-	-	-	75,000	RECREATION / PARKS
22.13.17.407	HVAC System - Replace at Recreation Center	RECREATION			400,000	-	-	-	400,000	RECREATION / PARKS
22.13.16.406	Wesglen Park - Construct Concession Stand	RECREATION		-		500,000	-	-	500,000	RECREATION / PARKS
22.13.16.410	Large Tractor	RECREATION		-	-	60,000	-	-	60,000	RECREATION / PARKS
22.13.17.407	Fitness Center Expansion	RECREATION			-	100,000	-	-	100,000	RECREATION / PARKS
	TOTAL RECREATION FUND CAPITAL			**2,430,000**	**1,435,000**	**660,000**	**-**	**-**	**4,525,000**	

Goals and Objectives: 2020-2021 Budget

DEPARTMENT: **RECREATION**

FUND: **RECREATION**

COST CENTER: **PARKS**

ACCOUNT NUMBER: **22.13.17.277**

REQUEST TYPE: **PROJECT**

GOAL DESCRIPTION:

Renovation of Fit 4 Life Fitness Center Bathrooms & Locker rooms.

GOAL OBJECTIVE:

The current bathrooms and locker rooms are the existing ones from when the building was constructed. The showers are very dated and need to be repaired regularly. They are not in proper working condition or up to ADA standards. The locker room is also outdated and needs to be updated to stay current and competitive with the neighboring fitness centers. This project would entail new flooring, lockers, benches restrooms, sinks and showers.

COST: $50,000

Goals and Objectives: 2020-2021 Budget

DEPARTMENT: **PARKS AND RECREATION**

FUND: **RECREATION**

COST CENTER: **PARKS**

ACCOUNT NUMBER: **22.13.16.410**

REQUEST TYPE: **EQUIPMENT-VEHICLES**

GOAL DESCRIPTION: The Parks Department would like to purchase a truck with a lift and bucket.

GOAL OBJECTIVE: Over the last several years our needs for a lift truck to reach high areas has increased. Currently, we ask for assistance from Public Works to utilize their lift truck. We've had to wait until it is available and this also puts an added burden on Public Works. We currently rent a lift truck when putting up and taking down the Christmas tree at the A&E and for putting up the decorations around the Recreation Center. We have also increased tree trimming duties and we continue to increase our park lighting and security lighting. These are responsibilities that have shifted more to the Parks Department. The purchase of this vehicle will also aide us in taking care of more maintenance projects that get delayed, contracted out, or not completed at all.

COST: $70,000

Goals and Objectives: 2020-2021 Budget

DEPARTMENT: **RECREATION**

FUND: **RECREATION**

COST CENTER: **PARKS**

ACCOUNT NUMBER: **22.13.16. 410**

REQUEST TYPE: **EQUIPMENT**

GOAL DESCRIPTION:

The Parks Department would like to purchase a power washer on a trailer.

GOAL OBJECTIVE:

This would be a 10-foot trailer that would contain a power washer, heater and water tank. It would be used for cleaning equipment and removing graffiti from playground equipment and anything else that has been tagged. The purchase of this equipment would allow us to remove graffiti much sooner than a contractor and eliminate the additional cost of hiring a contractor to remove graffiti.

COST: $10,000

Goals and Objectives: 2020-2021 Budget

DEPARTMENT: **PARKS AND RECREATION**

FUND: **RECREATION**

COST CENTER: **PARKS**

ACCOUNT NUMBER: **22.13.16.408**

REQUEST TYPE: **EQUIPMENT**

GOAL DESCRIPTION: Purchase of a branch chipper.

GOAL OBJECTIVE: The Parks and Recreation Department is in need of purchasing its own chipper. We currently rely on Public Works to chip the branches that we accumulate in the maintenance yard. With the amount of branches we trim it would be much more convenient and efficient to have our own chipper that we can pull with one of our own dump trucks. Public Works is no longer running the chipper daily, so have been taking branches directly to Public Works for them to chip. This is double work. We would be able to trim branches, chip branches, and dump chips all in one step.

COST: $40,000

Goals and Objectives: 2020-2021 Budget

DEPARTMENT: **PARKS AND RECREATION**

FUND: **RECREATION**

COST CENTER: **PARKS**

ACCOUNT NUMBER: **22.13.16.408**

REQUEST TYPE: **EQUIPMENT**

GOAL DESCRIPTION: Purchase implements for the Ventrac equipment.

GOAL OBJECTIVE: The Parks Department purchased a Ventrac utility vehicle last season and this machine has the capability to use various attachments. We would like to purchase a blower, and stump grinder to use with the Ventrac. This will allow us to complete additional jobs and save money and time. We will be able to accomplish more without needing to contact Public Works or contacting a contractor.

COST: $15,000

Goals and Objectives: 2020-2021 Budget

DEPARTMENT: **PARKS AND RECREATION**

FUND: **RECREATION**

COST CENTER: **PARKS**

ACCOUNT NUMBER: **22.13.16.407**

REQUEST TYPE: **PROJECT**

GOAL DESCRIPTION:

To fund an Oslad grant for Lake Strini (Project Lake Strini).

GOAL OBJECTIVE: Currently we are being considered for an Illinois Department of Natural Resource Grant. This is for the Oslad grant. We have applied for an $800,000 grant with $382,800 being reimbursed.

COST: $800,000

Goals and Objectives: 2020-2021 Budget

DEPARTMENT: **PARKS AND RECREATION**

FUND: **RECREATION**

COST CENTER: **RECREATION**

ACCOUNT NUMBER: **22.13.16.407**

REQUEST TYPE: **PROJECT**

GOAL DESCRIPTION:

To install an electric gate on the perimeter fence at the Park Maintenance Pole Barn.

GOAL OBJECTIVE: Currently the gate to the maintenance yard has to be manually opened and closed during the day and evening. In order to manually open the gate staff has to get out of their village vehicles on Arsenal Road. This is extremely unsafe. We are purposing an electric gate that all staff will have access to in each village vehicle as well as a key pad.

COST: $20,000

Goals and Objectives: 2020-2021 Budget

DEPARTMENT: **PARKS AND RECREATION**

FUND: **RECREATION**

COST CENTER: **PARKS**

ACCOUNT NUMBER: **22.13.16.407**

REQUEST TYPE: **PROJECT**

GOAL DESCRIPTION: To improve the ongoing drainage problems at Volunteer Park. An engineering study had been completed by Robinson Engineering in fiscal year 2019.

GOAL OBJECTIVE: To add a structure from diamond one running north to the northern edge of the property (Volunteer Park). The water will then drain into the recently completed Joliet Junior College Improvements.

.

COST: $250,000

Goals and Objectives: 2020-2021 Budget

DEPARTMENT: **PARKS AND RECREATION**

FUND: **RECREATION**

COST CENTER: **PARKS**

ACCOUNT NUMBER: **22.13.16.407**

REQUEST TYPE: **PROJECT**

GOAL DESCRIPTION: Village Park parking lot improvements.

GOAL OBJECTIVE: The Recreation Department is proposing to have the parking lot at Village Park milled and repaved. Some curbs will also need to be repaired and replaced. Patchwork has been completed several time over the years and there have been water main breaks in the east lot and cracks have been sealed. With the use the parking lot gets, especially by the elderly the chance of an incident will increase. If the lot continues to deteriorate permanent and costlier repairs will be needed.

COST: $400,000

Goals and Objectives: 2020-2021 Budget

DEPARTMENT: **PARKS AND RECREATION**

FUND: **RECREATION**

COST CENTER: **PARKS**

ACCOUNT NUMBER: **22.13.16.407**

REQUEST TYPE: **PROJECT**

GOAL DESCRIPTION: Rotary Park playground and site renovations.

GOAL OBJECTIVE: Rotary Park was initially constructed in 2000 and is now 19 years old. The Recreation Department would like to update and renovate the site. Improvements would include; replacing the playground equipment, adding additional enhancements including a shelter, new pathways, and additional landscaping. The current equipment is outdated and becoming unsafe as well as there are drainage issues. Drainage improvements are necessary and are easier to complete during the construction phase when equipment is replaced. Currently, this playground holds water causing the surface to wash out and leave a muddy mess. With the completion of Budler Park a few blocks away, this project would be a nice amenity and improvement to the area.

.

COST: $350,000 (Plainfield Park District allocating $100,000 towards the project).

Goals and Objectives: 2020-2021 Budget

DEPARTMENT: **PARKS AND RECREATION**

FUND: **RECREATION**

COST CENTER: **PARKS**

ACCOUNT NUMBER: **22.13.16.407**

REQUEST TYPE: **PROJECT**

GOAL DESCRIPTION: The Recreation Department would like to replace the existing parking lot light poles and fixtures in the Recreation Center with new decorative LED poles and fixtures.

GOAL OBJECTIVE: The Recreation Department would like to replace the existing light poles and fixtures at the Recreation Center. The current poles were installed in 2000. The current fixtures are not energy efficient and the poles are deteriorating with peeling paint and rust. The Village standards for lighting have been updated and we would like to come into compliance with the new standard by replacing the poles and fixtures. There will be a guaranteed cost savings by updating these poles to a brighter more efficient light.

COST: $350,000

Goals and Objectives: 2020-2021 Budget

DEPARTMENT: **PARKS AND RECREATION**

FUND: **RECREATION**

COST CENTER: **PARKS**

ACCOUNT NUMBER: **22.13.16.407**

REQUEST TYPE: **IMPROVEMENTS**

GOAL DESCRIPTION: The Recreation Department would like to conduct an Engineering study to make permanent drainage improvements to the east side of the Dale Blum football field at Village Park.

GOAL OBJECTIVE: When the football field at Village Park was renovated in 2012, the plan was to have the field sheet drain to northeast corner of the field and into the drain structure on the north side of the path. Currently the water is draining to the home team sideline. We would like to have an engineering study completed to remedy this. The study will be the blueprint to follow for permanent corrections. With the potential of increased activities at Village Park, this will also improve our odds avoiding serious damage during rain events.

COST: $25,000

Goals and Objectives: 2020-2021 Budget

DEPARTMENT: **PARKS AND RECREATION**

FUND: **RECREATION**

COST CENTER: **PARKS**

ACCOUNT NUMBER: **22.13.16.407**

REQUEST TYPE: **IMPROVEMENTS**

GOAL DESCRIPTION: Reserve funding for a wetland maintenance program for Discovery Park.

GOAL OBJECTIVE: With the recent completion of Discovery Park, it is critical that a maintenance program for the natural and wetland areas be implemented. Initially the goal will be to continue the development and germination of these areas to allow them to mature properly. The Recreation Department will follow the recommendation of Village consultants. Once the wetland areas are established, maintenance to control weeds, burning, and additional seeding will be necessary to ensure these area flourish and leave a positive impression to residents.

COST: $10,000

Goals and Objectives: 2020-2021 Budget

DEPARTMENT: **PARKS AND RECREATION**

FUND: **RECREATION**

COST CENTER: **PARKS**

ACCOUNT NUMBER: **22.13.16.407**

REQUEST TYPE: **PARK IMPROVEMENTS**

GOAL DESCRIPTION: Park sign replacement and landscaping.

GOAL OBJECTIVE: The Parks Department is responsible for 51 split cedar signs. All signs have landscaping around them. Planting is needed at the following sites; Nottingham Ridge, Forestview, Mather (west side), Columbus, and Lake Strini Park. An updated list will be used to determine the signs in the poorest condition. It is the goal of the Parks Department to get these signs landscaped and get them to our standards.

COST: $40,000

OTHER GOALS & NON-MONETARY GOALS

VILLAGE OF ROMEOVILLE
RECREATION - OTHER GOALS AND NON-MONETARY
FISCAL YEAR 2020-21

PROJECT	DEPARTMENT	COST	FUNDING
Renovation of Fitness Center Bathrooms/Locker Rooms	RECREATION	250,000	22.13.17.277
Interior and Exterior Building Maintenance	RECREATION	30,000	22.13.17.277
ADA Improvements	RECREATION	20,000	22.13.17.277
Total		$ 300,000	

Goals and Objectives: 2020-2021 Budget

DEPARTMENT: **RECREATION**

FUND: **RECREATION**

COST CENTER: **PARKS**

ACCOUNT NUMBER: **22.13.17.277**

REQUEST TYPE: **PROJECT**

GOAL DESCRIPTION: Renovation of Fit 4 Life Fitness Center Bathrooms & Locker rooms.

GOAL OBJECTIVE: The current bathrooms and locker rooms are the existing ones from when the building was constructed. The showers are very dated and need to be repaired regularly. They are not in proper working condition or up to ADA standards. The locker room is also outdated and needs to be updated to stay current and competitive with the neighboring fitness centers. This project would entail new flooring, lockers, benches restrooms, sinks and showers.

COST: $250,000

Goals and Objectives: 2020-2021 Budget

DEPARTMENT: **PARKS AND RECREATION**

FUND: **RECREATION**

COST CENTER: **RECREATION**

ACCOUNT NUMBER: **22.13.17.277**

REQUEST TYPE: **PROJECT**

GOAL DESCRIPTION: Interior and Exterior Building Maintenance.

GOAL OBJECTIVE: There are several interior and exterior building needs that are required to continue the upkeep of the aging building. These needs include; painting hallways and wall, painting doors, painting various rooms, new ceiling tiles, new vent covers, new outdoor benches, new flag poles/lighting and outdoor railing repairs.

COST: $30,000

Goals and Objectives: 2020-2021 Budget

DEPARTMENT: **PARKS & RECREATION**

FUND: **RECREATION**

COST CENTER: **RECREATION**

ACCOUNT NUMBER: **22.13.17.277**

REQUEST TYPE: **PROJECT**

GOAL DESCRIPTION: ADA Improvements

GOAL OBJECTIVE: There are many ADA improvements that need to be completed after the recent village-wide ADA study was completed. Improvements will include various rooms and updates to be in compliance with the law. Such improvements may include, but not limited to, door pressure adjustment, new hand dryers, grab bars, coat hooks, paper towel dispensers, stair rail handles, etc.

COST: $20,000

			Budget Request	Original Request
RECREATION				
OPERATIONS				
SALARIES				
22.13.02.101	**FULL TIME SALARIES**		**330,400**	**342,800**
	Director	Rajzer		
	Office Manager	Open		
	Secretary	Almodovar		
	Recreation Clerk Full Time - Grade 8 Union	Sotira		
22.13.02.105	**PART TIME SALARIES**		**91,500**	**99,400**
	Receptionist Part Time - Grade 8 Union	Riggs		
	Receptionist Part Time - Grade 8 Union	Sanders		
	Receptionist Part Time - Grade 8 Union	NEW		
	Weekend Receptionist - Non Union	Cajigas		
22.13.02.106	**OVERTIME**		**9,000**	**9,000**
22.13.02.111	**GROUP INSURANCE**		**51,500**	**51,600**
22.13.02.121	**IMRF**		**51,300**	**53,900**
22.13.02.122	**FICA**		**27,000**	**28,400**
22.13.02.123	**MEDICARE**		**6,400**	**6,700**
22.13.02.127	**LONGEVITY**		**1,900**	**1,900**
22.13.02.128	**STIPEND**		**2,600**	**2,600**
22.13.02.132	**CELL PHONE REIMBURSEMENT**		**500**	**500**
	Rajzer and Furman			
22.13.02.134	**WELLNESS INCENTIVE**		**-**	**1,500**
	TOTAL SALARIES		**572,100**	**598,300**
CONTRACTUAL				
22.13.02.202	**TRAINING & CONFERENCE**		**7,000**	**8,000**
	Director - IAPD, NRPA and Legislative Conference		4,500	4,500
	Staff - IAPD Conference		1,700	2,700
	Seminars for Full-Time Staff		200	200
	All Staff In-House Training (Desktop Scenario/Active Shooter)		200	200
	Workshops for Part Time Staff		150	150
	IAPD Webinar Series		250	250
	Team Building		-	0
	Continued Education		**-**	**-**
22.13.02.205	**POSTAGE**		**-**	**-**
	Postage for Letters, Grant Packages, Cards, etc.			
22.13.02.210	**COMMUNICATIONS**		**-**	**-**
22.13.02.215	**UNIFORMS**		**1,000**	**1,000**
	Office Staff		**-**	**-**
22.13.02.270	**MAINTENANCE OF OFFICE EQUIPMENT**		**4,000**	**4,000**
	Park Pro (Maintain 1 year concurrently with RecTrac)		4,000	4,000
	Office Equipment Maint. - Printers, ID Maker, Bar Code Scanner		-	-

		Budget Request	Original Request
22.13.02.282	**RENTAL/LEASE**	**13,000**	**37,200**
	Mail Finance - Postage Machine ($459 x 4 qtrs.)	1,836	1,836
	US Bank Lease - Martin Whalen Copier - Creative Play ($300 x 12 mos.)	600	600
	US Bank Lease - Martin Whalen - Copier All Staff ($600 x 12 mos.)	7,200	7,200
	Martin Whalen Copy Usage - ($540/mo.)	3,364	6,480
	Credit Card Scanner ($300/yr)	-	300
	Color Copy Surcharges	-	**884**
	RecTrac Fees (Hosting and Annual Maint)	-	**19,866**
22.13.02.299	**OTHER CONTRACTUAL SERVICE**	**8,000**	**8,000**
	EFT Banking Fees (Authorize.net and CardConnect)		
	TOTAL CONTRACTUAL	**33,000**	**58,200**
COMMODITIES			
22.13.02.301	**DUES**	**2,000**	**2,200**
	IAPD Agency	670	670
	IAPD Individual: Rajzer, Open	250	250
	IPRA	540	540
	Kiwanis	70	120
	SSPRPA Membership	110	110
	IAPD Park Day	80	80
	National Recreation & Park Association	140	140
	Conservation Foundation	90	50
	IPRA Public Salary Membership	-	100
	Chamber Membership Meetings	50	50
22.13.02.303	**PUBLICATIONS**	**500**	**500**
	Magazines, Newspapers, Administrative Literature		
22.13.02.308	**GAS & OIL**	**100**	**800**
	Mileage: Director, Operations Staff (5.8x5 days x 52 wks x $0.535/mile)		
22.13.02.317	**OFFICE SUPPLIES**	**20,000**	**20,000**
	Paper, Toner, Pens, Letterhead, Envelopes, Batteries		
22.13.02.399	**OPERATING/OTHER SUPPLIES**	**4,000**	**4,000**
	Printing Services, Plaques, Meeting Supplies,Equipment Upgrades		
	Commission Expenses: YOC, Veterans, Senior, Special Events		
	TOTAL COMMODITIES	**26,600**	**27,500**
CAPITAL/NON-CAPITAL OUTLAY			
22.13.02.402	**NON-CAPITAL OUTLAY**	**-**	**-**
22.13.02.407	**IMPROVEMENTS**	**-**	**-**
22.13.02.408	**FURNITURE, FIXTURES AND EQUIPMENT**	**-**	**-**
22.13.02.410	**VEHICLES**	**-**	**-**
	TOTAL CAPITAL/NON-CAPITAL OUTLAY	**-**	**-**
OTHER			
22.13.02.651	**RESERVE FOR FUND BALANCE**	**-**	**-**
22.13.02.677	**SRA REMITTANCE**	**260,000**	**260,000**
22.13.02.680	**CONTINGENCY**	**-**	**-**
	TOTAL OTHER	**260,000**	**260,000**

			Budget Request	Original Request
TRANSFERS				
22.13.02.753	**TRANSFER TO DOWNTOWN TIF**		**-**	**-**
22.13.02.763	**TRANSFER TO DEBT SERVICE**		**14,300**	**14,300**
	Transfer to Debt Service Fund 39 - 2014 Bonds			
	TOTAL TRANSFERS		**14,300**	**14,300**
	TOTAL OPERATIONS		**906,000**	**958,300**
PROGRAMS				
SALARIES				
22.13.12.101	**FULL TIME SALARIES**		**527,000**	**527,000**
	Athletic Supervisor	Cronin		
	Program Supervisor	Proctor		
	Superintendent of Recreation	Cardoni		
	Marketing Coordinator	Open		
	Facility Supervisor	Wahlgren		
	Program Supervisor	Bowling		
	Program Supervisor	Anders		
22.13.12.105	**PART TIME (NON-CONTRACTUAL)**		**722,400**	**722,400**
	Site Supervisors/Scorekeepers			
	Fitness Staff			
	Youth Athletic Program/Leagues			
	Youth Programming			
	Adult Programming			
	Teen Programming (Teen Drop-In Staff)			
	Summer Day Camp / Summer Camp			
	Camp / Winter & Spring			
	Seniors (Adult Active Living)			
	Ride Around Town (2 buses)			
	Pre-School Instructors			
	Tiger Club			
	Butterfly Club			
	Aerobics Staff			
	Birthday Parties			
	Jungle Safari/Child Care Services			
	Gymnastics			
	Personal Training			
	Intern			
	Recreation Assistant			
22.13.12.106	**OVERTIME**		**2,000**	**2,000**
22.13.12.111	**GROUP INSURANCE**		**92,500**	**92,500**
22.13.12.121	**IMRF**		**74,800**	**75,100**
22.13.12.122	**FICA**		**78,000**	**78,100**
22.13.12.123	**MEDICARE**		**18,300**	**18,300**
22.13.12.127	**LONGEVITY**		**2,400**	**2,400**
22.13.12.132	**CELL PHONE REIMBURSEMENT**		**1,000**	**1,000**
	4 Employees @ $240 Each/Year)			
	(Cardoni, Proctor, Anders & Cronin)			
22.13.12.133	**INSURANCE INCENTIVE REIMBURSEMENT**		**1,500**	**1,500**
22.13.12.134	**WELLNESS INCENTIVE**		**-**	**2,200**
22.13.12.134	**TAXABLE FRINGE BENEFITS**		**200**	**200**
	TOTAL PROGRAM SALARIES		**1,520,100**	**1,522,700**

		Budget Request	Original Request
CONTRACTUAL			
22.13.12.202	**TRAINING & CONFERENCE**	**15,000**	**22,500**
	IPRA Conference (6 Employees @ $1,000/each)	6,000	6,000
	Gymnastic Training Inc. (USAG Training, Training Material, Congress)	1,000	2,000
	National Conference (Superintendent of Recreation)	2,000	2,000
	Annual Part-Time Staff Orientation - 2 days (speaker, supplies, food)	2,000	3,000
	IPRA Pro. Dev or Leadership Academy	2,000	2,500
	Springfield Legislative Conference (Superintendent of Recreation)	500	800
	Fitness Certifications	500	1,500
	Miscellaneous Training and Certification	750	1,000
	Club Industry	-	300
	IPRA Pro Connect	200	200
	Athletic Business School	-	2,000
	SPRA Showcase	50	150
	Teambuilding	-	1,000
22.13.12.205	**POSTAGE**	**19,000**	**20,000**
	Bulk Mail, 3 Brochures, Confirmation Letters		
22.13.12.210	**COMMUNICATIONS**	**5,000**	**5,000**
	Phones - RomeoFest, Ride Around Town, Tiger/Butterfly Club, New iPads		
22.13.12.215	**UNIFORMS**	**5,000**	**7,000**
	Program Staff/Facility Staff (with staff turnover and increased camp staff)		
22.13.12.230	**PRINTING SERVICES**	**63,500**	**64,500**
	Brochures - 3 Seasonal	50,000	51,000
	Color Copies - Surcharge	8,000	8,000
	Seasonal Signage	4,000	4,000
	Program / Building Pamphlets	1,000	1,000
	Forms - Handwritten Receipts, Deposits, Garden, Ride Around Town	500	500
22.13.12.250	**MARKETING MATERIALS**	**25,000**	**29,500**
	Ads, Event Promotions, Supplies, etc.	17,000	17,000
	Every Day Direct Mailing, Postcards	4,000	4,000
	Special Event - Giveaways	2,000	6,000
	Digital Marketing	1,000	1,500
	Displays	1,000	1,000
22.13.12.282	**EQUIPMENT LEASE**	**-**	**-**
22.13.12.299	**OTHER CONTRACTUAL PROGRAMS & INSTRUCTORS**	**70,000**	**82,500**
	Youth Classes (Taekwondo, Drama/Music, Fit 4)	17,000	17,000
	High School Community Basketball Referees	11,500	13,000
	Adult Umpires	11,500	13,000
	Volleyball Referees (new league for younger players)	5,000	6,000
	Youth Boxing (w/Mark Caruso)	4,000	4,000
	Pre-School Contractual	3,000	3,000
	All Star Sports Program	3,000	4,500
	Kids First Program	3,000	4,500
	Northern Will County SRA / Inclusion Costs	2,000	3,000
	Yoga, Pilates, Group Fitness	1,000	1,000
	Athletic Camp	2,000	3,000
	PCA Workshops & Training	500	3,000
	Adult Programs	1,000	1,000
	New League Referees (Nerf, In-Line Skating, Travel Basketball)	-	1,000
	Personal Training	-	-
	Teen Programs	500	500
	Ignite Cheerleading	5,000	5,000
	TOTAL CONTRACTUAL	**202,500**	**231,000**
COMMODITIES			
22.13.12.301	**DUES**	**5,800**	**5,800**
	IPRA Memberships (7 Staff x $260) & NRPA Membership (1x$500)	2,320	2,320
	SSPRPA Member & Meetings (7 x $110 Member)	770	770
	CPRP Exam (2 x $325) & Misc - Kiwanis, Chamber, State of Village	2,000	2,000
	WhenToWork Scheduling Software Renewal (higher tier due to more staff)	650	650

		Budget Request	Original Request
22.13.12.308	**GAS & OIL**	**-**	**-**
	Mileage for Program Staff		
22.13.12.358	**ROMEOFEST**	**145,000**	**150,000**
	30th Anniversary (new signage, increased band fees, more children's activities, more advertising, increase power & golf cart fees)		
22.13.12.359	**PARADE**	**8,000**	**8,000**
	Ribbons, Trophies, Special Parade Entries & Pro Entries		
22.13.12.360	**HEALTH/FITNESS**	**16,000**	**16,000**
	Maintenance of Equipment, Supplies	9,000	9,000
	New Equipment/Upgrades	5,000	5,000
	Wipes	2,000	2,000
22.13.12.361	**SPECIAL EVENTS**	**123,900**	**125,900**
	Summer Concert Series (4 bands x $3,500/ea, $500 x 4 audio)	16,000	16,000
	Mistwood Fireworks $17,200, Shuttle Bus & Banners $6,000	23,200	23,200
	Winter Wonderland & Tree Lighting	15,000	15,000
	Daddy Daughter Ball	8,000	8,000
	Halloween Fest (w/Chamber Partnership)	8,000	8,000
	Pizza with Peter Rabbit / Egg Hunt	6,000	6,000
	Mother & Son Night	5,000	5,000
	Fest 1 Mile	4,000	4,000
	Movie Under the Stars (2 @ $700/movie, supplies x2 $750, screen x 2 $1,100)	5,100	5,100
	Park Parties (3)	3,600	3,600
	Lockport Township Park District Co-Op Program	2,500	2,500
	Craft Shows (2)	2,500	2,500
	ZumbaThon (Increased Participation & Required Donation)	4,500	4,500
	Plainfield Park District Co-Op Program	2,000	2,000
	Miscellaneous and Small New One Day Events	3,000	5,000
	Wreaths Around Romeoville	500	500
	Parents' Night Out	500	500
	Family Jump Fest @ Athletic Center (1)	2,000	2,000
	Car Show @ Athletic Center	11,000	11,000
	Flea Market Frenzy @ Athletic Center	1,500	1,500
22.13.12.367	**PRE-SCHOOL**	**13,000**	**15,000**
	Supplies, Materials, Uniforms, Field Trips (included in Registration Fee)		
22.13.12.368	**OUTDOOR EDUCATION**	**500**	**500**
	Supplies		
22.13.12.369	**AEROBICS**	**8,000**	**8,000**
	Fitness Equipment, Supplies, New Equipment Upgrades		
22.13.12.372	**SENIORS (Adult Active Living)**	**3,000**	**3,000**
	Luncheons, Supplies		
22.13.12.379	**TRAVEL SPORTS**	**-**	**5,000**
22.13.12.382	**BIRTHDAY PARTIES**	**10,000**	**10,000**
	Jungle, Dance, Sports, Gymnastics, NERF Parties		
22.13.12.383	**BABYSITTING**	**1,200**	**1,200**
	Supplies		
22.13.12.384	**ADULT ATHLETICS**	**9,000**	**11,000**
	Softball/Basketball Trophies		
22.13.12.385	**YOUTH ATHLETICS**	**36,000**	**38,000**
	Uniforms, Equipment, Trophies, New Equipment, Fall Ball Program, Increase Program Needs		
22.13.12.386	**YOUTH PROGRAMS**	**19,000**	**20,000**
	Equipment, Program Material		
	Tiger Club @Valley View School District (approx $300/mo x 10 mos.)		
	Butterfly Club @ VVSD (approx $150/mo x 10 mos.)		
	Karate Uniforms and Equipment		
22.13.12.387	**ADULT PROGRAMS**	**1,500**	**1,500**
	Trips, Equipment, Program Material		

			Budget Request	Original Request
22.13.12.388	**TEEN PROGRAMS** Trips, Equipment, Program Material		**2,000**	**2,000**
22.13.12.389	**DAY CAMP** Trips, Equipment, Program Material (large registration increase & Addt'l Transportation Costs)		**40,000**	**40,000**
22.13.12.390	**GYMNASTICS** Equipment & Program Materials, AAU Meet Expenses, New Ninja Program		**13,000**	**13,000**
22.13.12.391	**TRIPS** Senior Trips, Large Trips		**5,000**	**5,000**
22.13.12.399	**OPERATING/OTHER SUPPLIES** Program and Equipment Upgrades		**6,000**	**8,000**
	TOTAL PROGRAM COMMODITIES		**465,900**	**486,900**
CAPITAL/NON-CAPITAL OUTLAY				
22.13.12.402	**NON-CAPITAL OUTLAY**		**-**	**-**
22.13.12.407	**IMPROVEMENTS** Spin Bikes		**-**	**30,000**
22.13.12.408	**FURNITURE, FIXTURES AND EQUIPMENT**		**-**	**-**
22.13.12.410	**VEHICLES**		**-**	**-**
	TOTAL PROGRAM CAPITAL/NON CAPITAL OUTLAY		**-**	**30,000**
OTHER				
22.13.12.690	**PRINCIPAL PAYMENTS**		**9,000**	**9,000**
	Treadmill & Cardio Lease		-	-
	Strength Equipment Lease		9,000	9,000
22.13.12.691	**INTEREST PAYMENTS**		**-**	**-**
	TOTAL OTHER		**9,000**	**9,000**
	TOTAL PROGRAMS		**2,197,500**	**2,279,600**
PARK MAINTENANCE				
SALARIES				
22.13.16.101	**FULL TIME SALARIES**		**643,700**	**777,600**
	Superintendent of Parks	Grzyb		
	Park Custodian/Maintenance Worker Lead - FT Grade 24 Union	Mandrelle		
	Park Custodian/Maintenance Worker - FT Grade 24 Union	Norkus		
	Park Custodian/Maintenance Worker - FT Grade 14 - Union	Mireles		
	Park Custodian/Maintenance Worker - FT Grade 14 - Union	Palmer		
	Park Custodian/Maintenance Worker - FT Grade 14 - Union	Taylor		
	Park Custodian/Maintenance Worker - FT Grade 14 - Union	Arroyo		
	Park Custodian/Maintenance Worker - FT Grade 14 - Union	Esquivel		
	Park Custodian/Maintenance Worker - FT Grade 24 - Union	Open		
	Park Custodian/Maintenance Worker - FT Grade 14 - Union	NEW		
22.13.16.105	**PART TIME SALARIES**		**123,900**	**123,900**
	Park Custodian - PT Grade 14 (24 hours/week)	Valle		
	Park Custodian - PT Grade 14 (24 hours/week)	Rodriquez		
	Seasonal Maintenance/Field Staff - PT Non-Union (Qty. 14)			
22.13.16.106	**OVERTIME** Snow Removal, Special Events, Additional Athletic Field Prep		**70,000**	**70,000**
22.13.16.111	**GROUP INSURANCE** Health, Dental, Vision, Life		**188,600**	**263,200**

		Budget Request	Original Request
22.13.16.121	**IMRF**	**92,200**	**108,300**
22.13.16.122	**FICA**	**52,300**	**60,800**
22.13.16.123	**MEDICARE**	**12,300**	**14,300**
22.13.16.127	**LONGEVITY**	**3,800**	**3,800**
22.13.16.132	**CELL PHONE REIMBURSEMENT**	**300**	**300**
	S. Mandrelle		
22.13.16.133	**HEALTH INSURANCE INCENTIVE**	**1,000**	**1,000**
22.13.16.134	**WELLNESS INCENTIVE**	**-**	**2,900**
	TOTAL PARK MAINTENANCE SALARIES	**1,188,100**	**1,426,100**
CONTRACTUAL			
22.13.16.202	**TRAINING & CONFERENCE**	**5,500**	**6,000**
	Seminars, Pesticide Sprayers License, Cert. Playground Safety Inspector,		
	Continued Education	1,000	1,000
	Conferences - NRPA, Legislative, and IRPA (x2)	4,500	5,000
22.13.16.205	**POSTAGE**	**-**	**-**
22.13.16.210	**COMMUNICATIONS**	**5,000**	**5,000**
	Cellular Phones and iPads		
	Phone Lines at Pole Barn		
22.13.16.215	**UNIFORMS**	**13,000**	**15,000**
	Cintas, Seasonal Shirts, Boot Allowance Increase, New Staff, Other		
	Uniforms - Additional/New Staff and turnover of seasonal staff		
22.13.16.219	**UTILITY - ELECTRIC**	**3,000**	**4,000**
	Park Maintenance Facility		
22.13.16.220	**UTILITY - GAS**	**1,000**	**2,000**
	Park Maintenance Facility		
22.13.16.230	**PRINTING SUPPLIES**	**-**	**-**
22.13.16.263	**LIGHTING MAINTENANCE**	**5,000**	**7,000**
	Parking Lots, 1 Football and 6 Baseball Fields, Security Lights, Soccer		
	Lights, Flag Pole, Tennis Courts, Discovery Park, Inc. Security Lights		
22.13.16.265	**MAINTENANCE OF MOBILE EQUIPMENT**	**22,000**	**25,000**
	20 Vehicles, Tractor, Roller, Skidster, 2 field groomers, **6** trailers, Forklift		
	Office Vehicle, Ride Around Town Vehicles		
22.13.16.267	**PARK IMPROVEMENTS**	**264,000**	**353,600**
	Landscape Maintenance	52,000	70,000
	Tree and Shrub Replacement	25,000	40,000
	Mulch for Parks	19,000	25,000
	Park Sign Landscaping	10,000	25,000
	Playground Replacement Parts	10,000	25,000
	Park Furnishings (Benches, Bike Racks, etc.)	17,000	17,000
	Playground Surfacing Replacement	15,000	15,000
	Park Signs - New and Replacements	10,000	10,000
	Parking Lot and Pathway Sealcoating	3,000	3,000
	Concrete Work (Sidewalk Repairs & Bench Pads)	10,000	10,000
	Discovery Park - Wetland Maintenance	7,000	7,000
	Concession Stand Maintenance	7,000	7,000
	Irrigation Maintenance	3,000	3,000
	Wetland Maintenance	3,000	3,000
	Fish - Stock Lake Strini	1,000	1,100
	Amphitheater Paver Maintenance	3,000	3,500
	Dog Waste Stations	12,000	12,000
	ADA Improvements	50,000	70,000
	Misc. Equipment	7,000	7,000
22.13.16.280	**FIELD MAINTENANCE**	**134,000**	**146,000**

		Budget Request	Original Request
	Paint for Fields (Flag 4, Soccer 20, Baseball 10 , Softball 3, Tackle 1)	30,000	30,000
	Soccer Field Maintenance	30,000	30,000
	Ball Field Mix	20,000	20,000
	Fall Restoration / Aeration / Slit Seeding	20,000	20,000
	Dirt / Seed Work	15,000	20,000
	Sod	14,000	20,000
	Misc. (Nets, Hardware)	5,000	6,000
	Batting Cages	-	-
22.13.16.299	**OTHER CONTRACTUAL**	**23,000**	**27,000**
	Port-a-Johns (Wesglen, Village, AVM, Discovery, Murphy)	8,000	12,000
	Equipment Rentals (Lift Truck, Lighting, Compressor, Halloween Box Truck)	7,000	7,000
	Discovery Irrigation Contract	8,000	8,000
	Forklift Maintenance	-	-
	TOTAL CONTRACTUAL	**475,500**	**590,600**
COMMODITIES			
22.13.16.301	**DUES**	**900**	**900**
	SSPRPA, IPRA, NRPA		
22.13.16.303	**PUBLICATIONS**	**500**	**500**
	Park Management Information, Magazines		
22.13.16.308	**GASOLINE/OIL**	**35,000**	**40,000**
22.13.16.396	**MAINTENANCE SUPPLIES**	**35,000**	**40,000**
	Power Washer		
	Tools		
	Miscellaneous purchases for Playground Repairs		
	Stock Supplies, Fasteners Equipment		
	Athletic Center - Snow Removal and Supplies		
22.13.16.399	**OTHER SUPPLIES**	**10,000**	**12,000**
	Garbage Cans Liners		
	Concession Restroom Supplies at Deer Crossing Park		
	Shop Supplies		
	TOTAL PARK MAINTENANCE COMMODITIES	**81,400**	**93,400**
CAPITAL/NON-CAPITAL OUTLAY			
22.13.16.402	**NON-CAPITAL OUTLAY**	**-**	**-**
22.13.16.403	**SAFETY EQUIPMENT**	**-**	**-**
22.13.16.406	**BUILDINGS & SYSTEMS**	**-**	**-**
22.13.16.407	**IMPROVEMENTS**	**2,245,000**	**1,975,200**
	Conservation Park Renovation - Lake Strini OSLAD Grant Project	800,000	**417,200**
	Rotary Park Renovation	350,000	350,000
	Village Park - Parking Lot - Improvement	400,000	400,000
	Village Park - Parking Lot Light Pole Replacement	350,000	350,000
	Taylor Road - Bike Path Construction (from Troxel Dr to Rte 53)	-	90,000
	Park Sign Replacement & Landscaping	40,000	40,000
	Discovery Park - Wetland Maintenance	10,000	10,000
	Volunteer Park Drainage	250,000	250,000
	Dale Blum Drainage Study	25,000	25,000
	Century Park Lighting	-	23,000
	Pole Barn - Electric Gate	20,000	20,000
22.13.16.408	**FURNITURE, FIXTURES, & EQUIPMENT**	**55,000**	**55,000**
	Chipper	40,000	40,000
	Ventrac Accessories (Blower and Stump Grinder)	15,000	15,000
22.13.16.410	**VEHICLES**	**80,000**	**80,000**
	Lift Truck	70,000	70,000
	Power Washer with Trailer	10,000	10,000
	TOTAL CAPITAL/NON CAPITAL OUTLAY	**2,380,000**	**2,110,200**
	TOTAL PARK MAINTENANCE	**4,125,000**	**4,220,300**

			Budget Request	Original Request
FACILITY SALARIES				
22.13.17.101	**FULL TIME SALARIES**		**196,600**	**196,600**
	Building Tech	Yeater		
	Custodian	Duffels		
	Custodian	Vujtech		
22.13.17.105	**PART TIME SALARIES**		**143,600**	**143,600**
	Facility Staff			
	RomeoFest Staff			
	Special Event Staff			
	Custodian (25 hrs/wk)	Barban		
22.13.17.106	**OVERTIME**		**14,000**	**14,000**
22.13.17.111	**GROUP INSURANCE**		**43,500**	**43,500**
	Health, Dental, Vision, Life			
22.13.17.121	**IMRF**		**28,700**	**28,800**
22.13.17.122	**FICA**		**22,200**	**22,200**
22.13.17.123	**MEDICARE**		**5,200**	**5,200**
22.13.17.127	**LONGEVITY**		**2,100**	**2,100**
22.13.17.133	**HEALTH INSURANCE INCENTIVE**		**300**	**300**
22.13.17.134	**WELLNESS INCENTIVE**		**-**	**1,100**
	TOTAL FACILITY SALARIES		**456,200**	**457,400**
CONTRACTUAL				
22.13.17.202	**TRAINING & CONFERENCE**		**2,500**	**4,000**
	Seminars, Continued Education		500	1,000
	Safety Training		500	1,000
	Misc Training and Certifications		500	1,000
	IPRA Conference (Wahlgren)		1,000	1,000
22.13.17.205	**POSTAGE**		**-**	**-**
	Confirmations			
22.13.17.210	**COMMUNICATIONS**		**1,000**	**2,000**
	Cellular Phones and iPads			
	Phone Needs/Repairs			
22.13.17.215	**UNIFORMS**		**6,000**	**6,000**
	Facility Staff			
22.13.17.219	**UTILITY-ELECTRIC**		**25,000**	**45,000**
22.13.17.220	**UTILITIES - GAS**		**30,000**	**30,000**
22.13.17.230	**PRINTING SUPPLIES**		**1,000**	**1,000**
	Forms - Receipts, Ride Around Town, Garden, Deposits, etc.			
22.13.17.259	**PUBLIC WORKS MAINTENANCE SERVICE**		**-**	**-**
22.13.17.277	**BUILDING MAINTENANCE**		**193,000**	**193,000**
	Interior & Exterior Building Maintenance		30,000	30,000
	General Maintenance		20,000	20,000
	ADA Improvements		20,000	20,000
	Carpet Cleaning		13,000	13,000
	HVAC Maintenance		12,000	12,000
	Building Furniture Update		12,000	12,000
	New Floor Mats in Building (Entrance & Rooms)		9,000	9,000
	Misc. Floor/Replacement Repairs		10,000	10,000
	Gym Floor Maintenance (Annual Refinishing)		6,500	6,500
	Fitness Center Lockers - New Locks		5,000	5,000
	Elevator Maintenance		10,000	10,000
	Upgrade Building Décor (New Graphics)		10,000	10,000
	Fire Burglar / Alarm Maintenance		3,500	3,500

		Budget Request	Original Request
22.13.17.277	**BUILDING MAINTENANCE (cont'd)**		
	Replace Blinds	3,500	3,500
	Vacuum Replacement	3,000	3,000
	Gymnastics Equipment Maintenance	3,000	3,000
	Gym Lighting Maintenance	3,000	3,000
	Floor Scrubber	3,000	3,000
	Replace Restroom Hand Dryers	3,000	3,000
	Court Hoop Maintenance	2,000	2,000
	Tile, VCT, Grout Upkeep	2,000	2,000
	Annual Tarp Cleaning	1,500	1,500
	Office Upgrades	1,500	1,500
	Paint Building - Interior	1,500	1,500
	HVAC Protective Screens	1,000	1,000
	Scoreboard Maintenance and Repair	1,000	1,000
	Maintain Security Cameras in Building	1,000	1,000
	Repairs in Jungle Safari	1,000	1,000
	Maintenance Parts for Large Vacuum	1,000	1,000
22.13.17.299	**OTHER CONTRACTUAL**	**22,300**	**23,300**
	Fire Alarm (including testing)	2,000	3,000
	Burglar Alarm	1,200	1,200
	Cintas First Aid supplies	2,000	2,000
	Elevator Service Contract	8,000	8,000
	Hinkley Springs	2,500	2,500
	Comcast Services ($500 x 12 mos)	6,000	6,000
	Knight Security (Monitor DCP Concession Stand)	600	600
	TOTAL FACILITY CONTRACTUAL	**280,800**	**304,300**
COMMODITIES			
22.13.17.301	**DUES**	**500**	**500**
	SSPRPA, IPRA, NRPA		
22.13.17.314	**JANITORIAL SUPPLIES**	**19,000**	**20,000**
	Cleaning Supplies and Paper Products		
22.13.17.328	**RECREATION DEPARTMENT JANITORIAL SUPPLIES**	**-**	**-**
22.13.17.373	**CONCESSIONS**	**8,000**	**10,000**
	Equipment Repairs, General Maintenance		
	TOTAL FACILITY COMMODITIES	**27,500**	**30,500**
CAPITAL/NON-CAPITAL OUTLAY			
22.13.17.402	**NON-CAPITAL**	**-**	**-**
22.13.17.407	**IMPROVEMENTS**	**50,000**	**250,000**
	Fitness Center Improvements - Bathroom/Locker Rooms (ADA)	50,000	250,000
22.13.17.410	**VEHICLES**	**-**	**-**
	TOTAL FACILITY CAPITAL/NON CAPITAL OUTLAY	**50,000**	**250,000**
	TOTAL FACILITY	**814,500**	**1,042,200**
	TOTAL RECREATION DEPARTMENT	**8,043,000**	**8,500,400**

2020-2021 Expense History Report - Budget Worksheet Report

Budget Year 2021

G/L Account	Account Description	2016 Actual Amount	2017 Actual Amount	2018 Actual Amount	2019 Actual Amount	2020 Estimated Amount	2020 Adopted Budget	2021 Adopted
Fund	**22 - Recreation Fund**							
Department	**13 - Recreation**							
Cost Center	**02 - Operations**							
Salaries								
22.13.02.101	Salaries Full Time	238,638.56	247,085.43	265,226.71	306,904.77	313,600.00	316,300.00	330,400.00
22.13.02.105	Salaries - Part Time	78,063.74	83,266.91	87,588.81	87,001.64	86,500.00	91,200.00	91,500.00
22.13.02.106	Salaries - Overtime	5,736.07	8,328.86	10,119.67	9,901.73	11,000.00	9,000.00	9,000.00
22.13.02.110	Car Allowance	300.00	.00	.00	.00	.00	.00	.00
22.13.02.111	Group Insurance	43,346.16	40,807.39	47,335.13	46,174.39	48,200.00	48,100.00	51,500.00
22.13.02.121	IMRF	37,063.98	39,426.88	43,283.09	44,349.74	40,700.00	44,700.00	51,300.00
22.13.02.122	FICA	20,126.28	21,130.74	22,870.05	25,075.34	25,600.00	26,200.00	27,000.00
22.13.02.123	Medicare	4,706.98	4,944.94	5,348.67	6,078.65	6,000.00	6,200.00	6,400.00
22.13.02.127	Longevity	800.00	800.00	1,400.00	1,600.00	1,900.00	1,900.00	1,900.00
22.13.02.128	Stipends	.00	600.00	600.00	2,600.00	2,600.00	600.00	2,600.00
22.13.02.132	Cell Phone Reimbursement	480.00	420.00	480.00	480.00	500.00	500.00	500.00
22.13.02.133	Health Insurance Incentive	.00	.00	.00	.00	.00	2,000.00	.00
22.13.02.134	Wellness Incentive	600.00	1,080.00	840.00	840.00	1,200.00	900.00	.00
	Salaries Totals	$429,861.77	$447,891.15	$485,092.13	$531,006.26	$537,800.00	$547,600.00	$572,100.00
Contractual								
22.13.02.202	Training and Conferences	5,674.48	8,007.71	6,483.87	7,858.88	7,600.00	8,000.00	7,000.00
22.13.02.205	Postage	59.63	.00	.00	.00	.00	.00	.00
22.13.02.215	Uniforms	.00	.00	534.80	968.28	800.00	1,000.00	1,000.00
22.13.02.270	Maint. of Office Equipment	3,600.00	3,649.59	3,699.00	3,600.00	3,600.00	4,000.00	4,000.00
22.13.02.282	Rental/Lease	12,691.66	12,719.93	12,773.75	11,978.14	11,000.00	17,000.00	13,000.00
22.13.02.299	Other Contractual Services	1,150.54	2,174.09	2,007.84	32,090.62	3,700.00	8,000.00	8,000.00
	Contractual Totals	$23,176.31	$26,551.32	$25,499.26	$56,495.92	$26,700.00	$38,000.00	$33,000.00
Commodities								
22.13.02.301	Dues	1,205.73	1,605.90	1,005.89	1,394.89	1,400.00	2,000.00	2,000.00
22.13.02.303	Publications	.00	98.00	208.75	.00	200.00	500.00	500.00
22.13.02.308	Gasoline/Oil	.00	69.02	86.51	51.23	.00	800.00	100.00
22.13.02.317	Office Supplies	19,888.40	23,464.92	16,792.35	20,255.64	19,400.00	20,000.00	20,000.00
22.13.02.399	Operating/Other Supplies	3,213.02	4,399.79	2,002.91	2,108.74	2,700.00	4,000.00	4,000.00
	Commodities Totals	$24,307.15	$29,637.63	$20,096.41	$23,810.50	$23,700.00	$27,300.00	$26,600.00
Fixed Assets								
22.13.02.408	Furniture, Fixtures & Equipment	.00	.00	.00	.00	150,000.00	.00	.00

2020-2021 Expense History Report - Budget Worksheet Report

Budget Year 2021

G/L Account	Account Description	2016 Actual Amount	2017 Actual Amount	2018 Actual Amount	2019 Actual Amount	2020 Estimated Amount	2020 Adopted Budget	2021 Adopted
Fund **22 - Recreation Fund**								
Department **13 - Recreation**								
Cost Center **02 - Operations**								
Fixed Assets								
22.13.02.410	Vehicles	.00	.00	.00	.00	19,900.00	25,000.00	.00
	Fixed Assets Totals	$0.00	$0.00	$0.00	$0.00	$169,900.00	$25,000.00	$0.00
Other								
22.13.02.677	SRA Remittance	207,369.52	212,720.32	227,695.11	241,391.74	254,200.00	254,000.00	260,000.00
	Other Totals	$207,369.52	$212,720.32	$227,695.11	$241,391.74	$254,200.00	$254,000.00	$260,000.00
Transfers								
22.13.02.753	Transfer to Downtown TIF Construction Fund	158,366.00	173,696.00	125,276.00	.00	.00	.00	.00
22.13.02.763	Transfer to Debt Service Fund	16,105.00	15,942.00	15,860.00	15,600.00	14,200.00	14,200.00	14,300.00
	Transfers Totals	$174,471.00	$189,638.00	$141,136.00	$15,600.00	$14,200.00	$14,200.00	$14,300.00
	Cost Center **02 - Operations** Totals	$859,185.75	$906,438.42	$899,518.91	$868,304.42	$1,026,500.00	$906,100.00	$906,000.00
Cost Center **12 - Recreation Programs**								
Salaries								
22.13.12.101	Salaries Full Time	417,832.95	457,618.82	409,859.01	421,310.83	474,100.00	438,800.00	527,000.00
22.13.12.105	Salaries - Part Time	526,703.53	552,958.63	567,986.89	574,621.62	623,700.00	699,200.00	722,400.00
22.13.12.106	Salaries - Overtime	1,487.21	717.68	982.06	1,270.61	1,000.00	2,000.00	2,000.00
22.13.12.111	Group Insurance	96,485.62	85,544.01	71,365.54	81,846.78	93,500.00	121,700.00	92,500.00
22.13.12.121	IMRF	66,466.32	69,012.78	67,459.73	63,250.56	60,000.00	62,400.00	74,800.00
22.13.12.122	FICA	59,204.28	63,252.16	61,406.35	61,536.21	66,000.00	71,200.00	78,000.00
22.13.12.123	Medicare	13,846.27	14,792.79	14,361.16	14,217.24	15,200.00	16,700.00	18,300.00
22.13.12.127	Longevity	2,300.00	2,900.00	2,100.00	2,100.00	2,400.00	2,400.00	2,400.00
22.13.12.132	Cell Phone Reimbursement	940.00	860.00	700.00	720.00	600.00	800.00	1,000.00
22.13.12.133	Health Insurance Incentive	3,854.18	6,250.08	5,833.40	2,125.12	200.00	2,000.00	1,500.00
22.13.12.134	Wellness Incentive	960.00	1,200.00	720.00	1,320.00	1,500.00	1,700.00	.00
22.13.12.135	Taxable Fringe Benefit	.00	130.00	130.00	.00	200.00	200.00	200.00
	Salaries Totals	$1,190,080.36	$1,255,236.95	$1,202,904.14	$1,224,318.97	$1,338,400.00	$1,419,100.00	$1,520,100.00
Contractual								
22.13.12.202	Training and Conferences	11,207.53	6,947.92	9,670.92	10,526.95	11,200.00	15,000.00	15,000.00
22.13.12.205	Postage	15,847.72	11,944.75	12,298.06	13,020.40	17,800.00	18,000.00	19,000.00
22.13.12.210	Communications	691.12	427.73	612.41	787.07	1,900.00	3,000.00	5,000.00
22.13.12.215	Uniforms	1,644.40	1,150.05	1,056.10	1,856.91	3,700.00	4,000.00	5,000.00
22.13.12.230	Printing Services	66,748.07	49,358.04	52,770.81	51,316.04	55,000.00	63,500.00	63,500.00
22.13.12.250	Marketing Materials	13,775.93	13,503.24	22,181.88	19,767.34	22,200.00	27,000.00	25,000.00

2020-2021 Expense History Report - Budget Worksheet Report

Budget Year 2021

G/L Account	Account Description	2016 Actual Amount	2017 Actual Amount	2018 Actual Amount	2019 Actual Amount	2020 Estimated Amount	2020 Adopted Budget	2021 Adopted
Fund **22 - Recreation Fund**								
Department **13 - Recreation**								
Cost Center **12 - Recreation Programs**								
Contractual								
22.13.12.282	Rental/Lease	.00	132.12	.00	.00	.00	.00	.00
22.13.12.299	Other Contractual Services	60,051.55	61,319.88	50,028.08	36,399.40	51,000.00	70,000.00	70,000.00
	Contractual Totals	$169,966.32	$144,783.73	$148,618.26	$133,674.11	$162,800.00	$200,500.00	$202,500.00
Commodities								
22.13.12.301	Dues	2,575.83	1,956.30	3,326.89	3,416.89	3,500.00	5,400.00	5,800.00
22.13.12.317	Office Supplies	.00	79.19	.00	.00	.00	.00	.00
22.13.12.358	Romeofest	122,082.74	115,889.72	121,215.62	124,370.24	128,900.00	135,000.00	145,000.00
22.13.12.359	Parade	4,723.29	6,903.12	4,735.99	6,745.63	6,500.00	8,000.00	8,000.00
22.13.12.360	Health/Fitness	11,348.26	14,030.00	15,951.01	13,291.98	14,100.00	16,000.00	16,000.00
22.13.12.361	Special Events/Trips	101,365.65	91,002.60	106,092.77	123,745.08	151,600.00	156,200.00	123,900.00
22.13.12.367	Pre-School Programs	6,378.65	7,077.20	8,872.94	9,479.27	10,900.00	11,000.00	13,000.00
22.13.12.368	Outdoor Education	.00	.00	24.97	8.91	100.00	500.00	500.00
22.13.12.369	Aerobics	1,909.12	1,993.51	1,679.41	4,818.21	9,000.00	9,000.00	8,000.00
22.13.12.372	Golden Agers Club	2,555.85	2,610.12	1,059.28	2,688.68	2,600.00	3,000.00	3,000.00
22.13.12.379	Travel Sports	4,941.08	.00	.00	.00	.00	5,000.00	.00
22.13.12.382	Birthday Parties	6,561.33	6,884.52	6,464.75	6,863.25	8,300.00	8,000.00	10,000.00
22.13.12.383	Babysitting	940.08	944.64	511.34	1,255.95	1,400.00	1,200.00	1,200.00
22.13.12.384	Adult Athletics	7,862.67	5,880.24	5,379.57	5,966.90	6,600.00	11,000.00	9,000.00
22.13.12.385	Youth Athletics	26,597.20	34,197.36	37,657.39	32,597.98	37,700.00	35,000.00	36,000.00
22.13.12.386	Youth Programs	8,474.05	11,343.57	11,196.19	7,271.88	13,200.00	16,000.00	19,000.00
22.13.12.387	Adult Programs	998.46	1,448.92	52.85	63.23	500.00	1,500.00	1,500.00
22.13.12.388	Teen Programs	675.56	776.00	525.52	1,089.37	1,000.00	2,000.00	2,000.00
22.13.12.389	Day Camp	16,912.73	20,877.37	30,728.97	35,352.73	39,100.00	40,000.00	40,000.00
22.13.12.390	Gymnastics	11,075.94	8,771.20	15,373.73	11,055.27	11,100.00	14,000.00	13,000.00
22.13.12.391	Trips	150.00	2,205.00	290.00	3,969.12	4,100.00	5,000.00	5,000.00
22.13.12.399	Operating/Other Supplies	2,538.07	5,638.35	2,834.84	2,207.70	3,000.00	5,000.00	6,000.00
	Commodities Totals	$340,666.56	$340,508.93	$373,974.03	$396,258.27	$453,200.00	$487,800.00	$465,900.00
Fixed Assets								
22.13.12.402	Non-Capital Outlay	.00	32,515.00	.00	.00	.00	.00	.00
22.13.12.407	Improvements	.00	.00	1,940.00	53,550.00	60,000.00	60,000.00	.00

2020-2021 Expense History Report - Budget Worksheet Report

Budget Year 2021

G/L Account	Account Description	2016 Actual Amount	2017 Actual Amount	2018 Actual Amount	2019 Actual Amount	2020 Estimated Amount	2020 Adopted Budget	2021 Adopted
Fund	**22 - Recreation Fund**							
Department	**13 - Recreation**							
Cost Center	**12 - Recreation Programs**							
Fixed Assets								
22.13.12.408	Furniture, Fixtures & Equipment	.00	.00	.00	66,923.00	.00	.00	.00
22.13.12.410	Vehicles	.00	.00	68,154.00	28,936.00	.00	.00	.00
	Fixed Assets Totals	$0.00	$32,515.00	$70,094.00	$149,409.00	$60,000.00	$60,000.00	$0.00
Other								
22.13.12.690	Principal Payments	5,617.32	12,650.64	11,540.29	9,974.10	7,200.00	9,000.00	9,000.00
22.13.12.691	Interest Payments	.00	.00	1,242.47	.00	.00	.00	.00
	Other Totals	$5,617.32	$12,650.64	$12,782.76	$9,974.10	$7,200.00	$9,000.00	$9,000.00
	Cost Center **12 - Recreation Programs** Totals	$1,706,330.56	$1,785,695.25	$1,808,373.19	$1,913,634.45	$2,021,600.00	$2,176,400.00	$2,197,500.00
Cost Center	**16 - Park Maintenance**							
Salaries								
22.13.16.101	Salaries Full Time	376,047.73	394,894.51	417,730.50	453,165.95	500,000.00	562,600.00	643,700.00
22.13.16.105	Salaries - Part Time	73,361.00	74,347.33	66,457.29	95,267.23	70,000.00	126,800.00	123,900.00
22.13.16.106	Salaries - Overtime	32,111.06	34,374.30	49,589.95	60,027.09	68,300.00	55,000.00	70,000.00
22.13.16.111	Group Insurance	107,971.06	94,921.74	100,703.78	88,683.72	116,300.00	146,200.00	188,600.00
22.13.16.121	IMRF	55,101.74	55,612.72	60,403.46	65,045.27	63,000.00	73,100.00	92,200.00
22.13.16.122	FICA	30,008.04	31,222.91	33,580.82	37,259.47	40,000.00	46,500.00	52,300.00
22.13.16.123	Medicare	7,018.00	7,302.10	7,853.56	8,713.94	9,200.00	10,900.00	12,300.00
22.13.16.127	Longevity	2,000.00	2,000.00	3,100.00	3,200.00	3,500.00	3,500.00	3,800.00
22.13.16.132	Cell Phone Reimbursement	240.00	240.00	240.00	240.00	300.00	300.00	300.00
22.13.16.133	Health Insurance Incentive	.00	.00	625.02	1,250.08	1,000.00	1,000.00	1,000.00
22.13.16.134	Wellness Incentive	.00	480.00	240.00	360.00	800.00	400.00	.00
	Salaries Totals	$683,858.63	$695,395.61	$740,524.38	$813,212.75	$872,400.00	$1,026,300.00	$1,188,100.00
Contractual								
22.13.16.202	Training and Conferences	3,518.56	5,472.33	7,226.97	4,335.13	6,000.00	6,000.00	5,500.00
22.13.16.210	Communications	2,123.10	2,207.44	2,417.41	4,048.81	3,500.00	5,000.00	5,000.00
22.13.16.215	Uniforms	6,986.73	11,319.82	8,721.11	7,530.85	12,400.00	11,000.00	13,000.00
22.13.16.219	Utility - Electric	2,458.08	2,744.85	2,578.89	2,984.91	2,700.00	4,000.00	3,000.00
22.13.16.220	Utility - Gas	1,963.48	909.98	78.22	.00	.00	2,000.00	1,000.00
22.13.16.263	Lighting Maintenance	4,407.70	1,067.36	3,772.22	2,343.60	4,500.00	5,000.00	5,000.00
22.13.16.265	Maint. of Mobile Equipment	17,043.10	12,030.52	18,758.65	7,507.82	18,800.00	23,000.00	22,000.00
22.13.16.266	Maintenance Equipment	.00	706.06	341.69	.00	.00	.00	.00

2020-2021 Expense History Report - Budget Worksheet Report

Budget Year 2021

G/L Account	Account Description	2016 Actual Amount	2017 Actual Amount	2018 Actual Amount	2019 Actual Amount	2020 Estimated Amount	2020 Adopted Budget	2021 Adopted
Fund **22 - Recreation Fund**								
Department **13 - Recreation**								
Cost Center **16 - Park Maintenance**								
Contractual								
22.13.16.267	Park Improvements	139,349.94	162,342.98	179,257.57	201,962.79	230,000.00	235,000.00	264,000.00
22.13.16.277	Building Maintenance Serv.	.00	4.99	.00	.00	.00	.00	.00
22.13.16.280	Field Maintenance	75,448.35	78,955.31	81,003.20	102,516.81	138,600.00	125,000.00	134,000.00
22.13.16.299	Other Contractual Services	6,933.72	6,533.83	6,109.66	9,623.68	16,200.00	21,000.00	23,000.00
	Contractual Totals	$260,232.76	$284,295.47	$310,265.59	$342,854.40	$432,700.00	$437,000.00	$475,500.00
Commodities								
22.13.16.301	Dues	609.15	780.01	376.89	1,054.89	1,200.00	900.00	900.00
22.13.16.303	Publications	64.99	.00	.00	.00	100.00	500.00	500.00
22.13.16.308	Gasoline/Oil	25,608.95	25,295.78	32,556.79	34,683.38	34,500.00	35,000.00	35,000.00
22.13.16.396	Maintenance Supplies	22,807.47	29,845.95	30,615.21	25,431.23	31,000.00	35,000.00	35,000.00
22.13.16.399	Operating/Other Supplies	3,228.13	7,081.40	4,842.62	7,188.88	8,000.00	10,000.00	10,000.00
	Commodities Totals	$52,318.69	$63,003.14	$68,391.51	$68,358.38	$74,800.00	$81,400.00	$81,400.00
Fixed Assets								
22.13.16.402	Non-Capital Outlay	33,716.25	4,890.00	.00	.00	.00	.00	.00
22.13.16.407	Improvements	248,955.64	306,364.43	212,487.05	489,457.07	808,000.00	600,000.00	2,245,000.00
22.13.16.408	Furniture, Fixtures & Equipment	.00	.00	10,766.00	.00	60,000.00	60,000.00	55,000.00
22.13.16.410	Vehicles	63,650.00	36,924.00	135,423.57	22,963.00	61,800.00	65,000.00	80,000.00
	Fixed Assets Totals	$346,321.89	$348,178.43	$358,676.62	$512,420.07	$929,800.00	$725,000.00	$2,380,000.00
	Cost Center **16 - Park Maintenance** Totals	$1,342,731.97	$1,390,872.65	$1,477,858.10	$1,736,845.60	$2,309,700.00	$2,269,700.00	$4,125,000.00
Cost Center **17 - Facility/Recreation Center**								
Salaries								
22.13.17.101	Salaries Full Time	175,740.00	180,035.42	182,274.04	186,529.10	186,400.00	190,600.00	196,600.00
22.13.17.105	Salaries - Part Time	98,740.48	128,498.66	132,051.57	93,740.58	112,200.00	135,500.00	143,600.00
22.13.17.106	Salaries - Overtime	5,168.36	9,795.69	10,641.71	11,885.38	13,500.00	10,000.00	14,000.00
22.13.17.111	Group Insurance	48,683.84	43,286.63	46,066.43	44,646.81	40,900.00	41,700.00	43,500.00
22.13.17.121	IMRF	25,135.73	28,693.94	30,422.84	24,886.89	23,300.00	24,600.00	28,700.00
22.13.17.122	FICA	17,609.82	19,968.77	20,559.88	18,119.97	19,500.00	21,000.00	22,200.00
22.13.17.123	Medicare	4,118.44	4,670.14	4,808.39	4,237.84	4,600.00	5,000.00	5,200.00
22.13.17.127	Longevity	1,300.00	1,300.00	1,500.00	1,500.00	1,500.00	1,500.00	2,100.00
22.13.17.133	Health Insurance Incentive	3,000.00	3,000.00	3,000.00	708.40	300.00	300.00	300.00
22.13.17.134	Wellness Incentive	.00	480.00	480.00	360.00	500.00	500.00	.00
	Salaries Totals	$379,496.67	$419,729.25	$431,804.86	$386,614.97	$402,700.00	$430,700.00	$456,200.00

2020-2021 Expense History Report - Budget Worksheet Report

Budget Year 2021

G/L Account	Account Description	2016 Actual Amount	2017 Actual Amount	2018 Actual Amount	2019 Actual Amount	2020 Estimated Amount	2020 Adopted Budget	2021 Adopted
Fund	**22 - Recreation Fund**							
Department	**13 - Recreation**							
Cost Center	**17 - Facility/Recreation Center**							
Contractual								
22.13.17.202	Training and Conferences	937.09	682.65	721.22	1,110.39	1,200.00	3,000.00	2,500.00
22.13.17.210	Communications	427.32	685.11	916.53	357.58	200.00	2,000.00	1,000.00
22.13.17.215	Uniforms	4,948.99	5,389.28	4,416.97	4,498.40	4,800.00	6,000.00	6,000.00
22.13.17.219	Utility - Electric	42,297.75	35,997.50	43,525.83	25,816.84	17,400.00	45,000.00	25,000.00
22.13.17.220	Utility - Gas	17,721.61	21,637.16	27,018.31	23,403.48	22,700.00	30,000.00	30,000.00
22.13.17.230	Printing Services	.00	.00	.00	.00	.00	.00	1,000.00
22.13.17.277	Building Maintenance Serv.	101,955.41	104,167.57	222,571.07	196,727.67	355,000.00	375,000.00	193,000.00
22.13.17.299	Other Contractual Services	2,051.24	3,278.33	3,951.05	5,271.08	16,300.00	22,300.00	22,300.00
	Contractual Totals	$170,339.41	$171,837.60	$303,120.98	$257,185.44	$417,600.00	$483,300.00	$280,800.00
Commodities								
22.13.17.301	Dues	429.89	294.00	175.89	175.89	500.00	500.00	500.00
22.13.17.314	Janitorial Supplies	16,734.14	16,509.81	12,863.79	17,200.59	18,500.00	18,000.00	19,000.00
22.13.17.373	Concessions	15,951.64	15,682.77	13,257.14	9,118.12	2,000.00	14,000.00	8,000.00
	Commodities Totals	$33,115.67	$32,486.58	$26,296.82	$26,494.60	$21,000.00	$32,500.00	$27,500.00
Fixed Assets								
22.13.17.402	Non-Capital Outlay	.00	.00	3,266.31	21,696.54	.00	.00	.00
22.13.17.407	Improvements	.00	60.00	.00	.00	.00	.00	50,000.00
	Fixed Assets Totals	$0.00	$60.00	$3,266.31	$21,696.54	$0.00	$0.00	$50,000.00
Cost Center	**17 - Facility/Recreation Center** Totals	$582,951.75	$624,113.43	$764,488.97	$691,991.55	$841,300.00	$946,500.00	$814,500.00
Department	**13 - Recreation** Totals	$4,491,200.03	$4,707,119.75	$4,950,239.17	$5,210,776.02	$6,199,100.00	$6,298,700.00	$8,043,000.00
Fund	**22 - Recreation Fund** Totals	$4,491,200.03	$4,707,119.75	$4,950,239.17	$5,210,776.02	$6,199,100.00	$6,298,700.00	$8,043,000.00
	Net Grand Totals	$4,491,200.03	$4,707,119.75	$4,950,239.17	$5,210,776.02	$6,199,100.00	$6,298,700.00	$8,043,000.00

RECREATION RET TAX FUND 23

COST CENTER NARRATIVE

FUND: REC REAL ESTATE TRANSFER TAX FUND

DEPARTMENT: RECREATION

COST CENTER: OPERATIONS

PROGRAM DESCRIPTION:

The fund accounts for one-half ($1.75 per $1,000 Sales Price) of the Village's Real Estate Transfer tax. The funds will be used for recreation projects, greenway projects and open space/land acquisitions.

OBJECTIVES:
CURRENT FISCAL YEAR:

Park & Bike Path Projects	$2,483,000
Discovery Park Property Bond Payment Contribution	$ 200,000

LONG TERM:

Utilize the Real Estate Transfer Tax to acquire open space and park development.

BUDGET HIGHLIGHT:

CAPITAL REQUESTS

VILLAGE OF ROMEOVILLE

RECREATION DEPARTMENT BUDGETED CAPITAL IMPROVEMENT PLAN

FISCAL YEARS 2020-21

ACCOUNT NUMBER	CAPITAL PROJECT	DEPARTMENT	BUDGETED REQUESTS 2020-21
REAL ESTATE TRANSFER TAX FUND			
23.08.02.407	Bike Path ComEd Right-of-Way (Taylor to Airport Rd) CMAQ 80%/20%	REAL ESTATE TRANSFER TAX	1,536,000
23.08.02.407	Bike Path NGPL Right-of-Way (Normantown to S Taylor Rd) CMAP 80%-20%	REAL ESTATE TRANSFER TAX	947,000
	TOTAL REAL ESTATE TRANSFER TAX FUND		**2,483,000**

VILLAGE OF ROMEOVILLE

RECREATION DEPARTMENT CAPITAL IMPROVEMENT PLAN

FISCAL YEARS 2020-21 TO 2024-25

ACCOUNT NUMBER	PROJECT	DEPARTMENT	DEPT RANK	2020-21	2021-22	2022-23	2023-24	2024-25	TOTAL	FUNDING
REAL ESTATE TRANSFER TAX FUND										
23.08.02.407	Bike Path ComEd Right-of-Way (Taylor to Airport Rd) CMAQ 80%/20%	RECREATION	1	1,536,000					1,536,000	REAL ESTATE TRANSFER TAX
23.08.02.407	Bike Path NGPL Right-of-Way (Normantown to S Taylor Rd) CMAP 80%-2	RECREATION	2	947,000					947,000	REAL ESTATE TRANSFER TAX
23.08.02.407	Discovery Park - Development Phase III	RECREATION		-	1,136,700	-	-	-	1,136,700	REAL ESTATE TRANSFER TAX
23.08.02.407	Sharp Park - Development (Stone Bluff)	RECREATION			500,000	-	-	-	500,000	REAL ESTATE TRANSFER TAX
23.08.02.407	Beverly Griffin Drainage	RECREATION			400,000				400,000	REAL ESTATE TRANSFER TAX
23.08.02.407	Diocese Land - Purchase for Field Development	RECREATION			200,000	200,000	200,000	200,000	800,000	REAL ESTATE TRANSFER TAX
23.08.02.407	Weber Road - Bridge	RECREATION		-	-	1,000,000	-	-	1,000,000	REAL ESTATE TRANSFER TAX
23.08.02.407	Bike Path - Route 53 to Airport Road Trail	RECREATION		-		500,000	-	-	500,000	REAL ESTATE TRANSFER TAX
23.08.02.407	Bike Path - Normantown Greenway (west)	RECREATION		-		500,000	-	-	500,000	REAL ESTATE TRANSFER TAX
	TOTAL REAL ESTATE TRANSFER TAX FUND CAPITAL			**2,483,000**	**2,236,700**	**2,200,000**	**200,000**	**200,000**	**7,319,700**	

Goals and Objectives: 2020-2021 Budget

DEPARTMENT: **PARKS AND RECREATION**

FUND: **REAL ESTATE TRANSFER TAX**

COST CENTER: **OPERATIONS**

ACCOUNT NUMBER: **23.08.02.407**

REQUEST TYPE: **PROJECT**

GOAL DESCRIPTION: Construct a bike path using Com-ed right-a-way from Taylor to Airport Road (CMAQ 80%/20%).

GOAL OBJECTIVE: This Com-ed trail will go from Taylor to Airport Roads and split to the west ending at I55. The Village's financial obligation for construction will be $1,536,000.00

COST: $1,536,000

Goals and Objectives: 2020-2021 Budget

DEPARTMENT: **PARKS AND RECREATION**

FUND: **REAL ESTATE TRANSFER TAX**

COST CENTER: **OPERATIONS**

ACCOUNT NUMBER: **23.08.02.407**

REQUEST TYPE: **PROJECT**

GOAL DESCRIPTION:

Bike Path construction along the NGPL right-of-away. (CMAP 80%/20%).

GOAL OBJECTIVE:

The Recreation Department is funding the installation of a bike path along the Oneok pipeline form Normantown Road south to Taylor Road. The Village's financial obligation for the construction costs will be $947,000. The grant will cover 80% of the cost. The project is scheduled to begin in fiscal year 2020-2021.

COST: $947,000

		Budget Request	Original Request
RECREATION			
REAL ESTATE TRANSFER TAX			
CAPITAL/NON-CAPITAL OUTLAY			
23.08.02.407	**CAPITAL OUTLAY - IMPROVEMENTS**	**2,483,000**	**3,619,700**
	Phase III / Final - Discovery Park Completion	-	1,136,700
	Bike Path - NGPL Right-of-Way (Normantown to S Taylor Rd) CMAP 80%/20%	947,000	947,000
	Bike Path - ComEd Right-of-Way (Taylor to Airport Rd) CMAQ 80%/20%	1,536,000	1,536,000
	TOTAL REAL ESTATE CAPITAL/NON CAPITAL OUTLAY	**2,483,000**	**3,619,700**
OTHER			
23.08.02.652	**REAL ESTATE TRANSFER TAX REFUND**	**18,000**	**18,000**
	TOTAL REAL ESTATE OTHER	**18,000**	**18,000**
TRANSFERS			
23.08.02.763	**TRANSFER TO DEBT SERVICE - BOND PAYMENT**	**200,000**	**200,000**
	Bond Payment for Discovery Park Land (Bigelow)	200,000	200,000
	TOTAL REAL ESTATE TRANSFERS	**200,000**	**200,000**
	TOTAL REAL ESTATE TRANSFER TAX	**2,701,000**	**3,837,700**

2020-2021 Expense History Report - Budget Worksheet Report

Budget Year 2021

G/L Account	Account Description	2016 Actual Amount	2017 Actual Amount	2018 Actual Amount	2019 Actual Amount	2020 Estimated Amount	2020 Adopted Budget	2021 Adopted
Fund **23 - Recreation RE Transfer Tax Fund**								
Department **08 - Public Works**								
Cost Center **02 - Operations**								
Fixed Assets								
23.08.02.407	Improvements	173,577.10	306,444.40	3,833,743.16	261,816.70	605,300.00	746,600.00	2,483,000.00
23.08.02.408	Furniture, Fixtures & Equipment	.00	.00	.00	.00	101,600.00	98,000.00	.00
	Fixed Assets Totals	$173,577.10	$306,444.40	$3,833,743.16	$261,816.70	$706,900.00	$844,600.00	$2,483,000.00
Other								
23.08.02.652	Real Estate Transfer Tax Refund	9,481.89	8,431.21	17,110.31	17,972.26	17,700.00	18,000.00	18,000.00
	Other Totals	$9,481.89	$8,431.21	$17,110.31	$17,972.26	$17,700.00	$18,000.00	$18,000.00
Transfers								
23.08.02.763	Transfer to Debt Service Fund	200,000.00	200,000.00	200,000.00	200,000.00	200,000.00	200,000.00	200,000.00
	Transfers Totals	$200,000.00	$200,000.00	$200,000.00	$200,000.00	$200,000.00	$200,000.00	$200,000.00
	Cost Center **02 - Operations** Totals	$383,058.99	$514,875.61	$4,050,853.47	$479,788.96	$924,600.00	$1,062,600.00	$2,701,000.00
	Department **08 - Public Works** Totals	$383,058.99	$514,875.61	$4,050,853.47	$479,788.96	$924,600.00	$1,062,600.00	$2,701,000.00
	Fund **23 - Recreation RE Transfer Tax Fund** Totals	$383,058.99	$514,875.61	$4,050,853.47	$479,788.96	$924,600.00	$1,062,600.00	$2,701,000.00

RECREATION ATHLETIC & EVENT CENTER FUND 26

COST CENTER NARRATIVE

FUND: ATHLETIC AND EVENT CENTER

DEPARTMENT: RECREATION

COST CENTER: OPERATIONS

PROGRAM DESCRIPTION:

To maintain 75,000 sq. ft. facility that offers turf rental, gym court rental (two sport courts and six portable hardwood courts,) and conference rooms. The facility accommodates over 250,000 guests annually and facilitates over 20,000 individuals for rentals meetings and athletic uses.

OBJECTIVES: To streamline expenses for the Athletic and Event Center and increase revenues.

CURRENT FISCAL YEAR:

This fiscal year we are new to the facility and we would like to maintain the existing operations and provide quality programming to the guests who enter the facility. Additionally, our goal is to improve the cleanliness of the facility as well as maintain and improve the aesthetics of the outdoor perimeter of the facility.

LONG TERM:

To promote the facility that will generate additional revenues with existing and new vendors. To increase the economic impact within the Village, cooperate boundaries as well as bring new vendors to the facility. The Village would also seek to possibly expand the facility. This would include programming, parking and expos.

BUDGET HIGHLIGHTS:

To continue to maintain contracts such as; NCAA Basketball, Nike Tournaments, One Day Shoot Outs, More MMA Events, Dog Show Expo, Gymnastic Events, Chicagoland Soccer League along with USA Volleyball Tournaments and JVA Volleyball Tournaments and additional revenue generated events.

PERSONNEL REQUESTS

VILLAGE OF ROMEOVILLE
RECREATION ATHLETIC AND EVENT CENTER PERSONNEL PLAN
FISCAL YEARS 2020-2021 to 2023-2024

DEPARTMENT	COST CENTER	POSITION	GRADE/STEP	QUANTITY	DEPT PRIORITY RANK	2020-21	2021-22	2022-23	2022-23	2023-24	ADDITIONAL COSTS	TOTAL
	TOTAL RECREATION ATHLETIC EVENT CENTER PERSONNEL REQUESTS					-	-	-	-	-	-	-

CAPITAL REQUESTS

VILLAGE OF ROMEOVILLE

RECREATION DEPARTMENT CAPITAL IMPROVEMENT PLAN

FISCAL YEARS 2020-21 TO 2024-25

ACCOUNT NUMBER	PROJECT	DEPARTMENT	DEPT RANK	2020-21	2021-22	2022-23	2023-24	2024-25	TOTAL	FUNDING
RECREATION ATHLETIC EVENT CENTER										
26.13.02.407	Carpet Replacement	A&E CENTER		-	100,000	-	-	-	100,000	A&E CENTER
26.13.02.407	Concession Window Renovation	A&E CENTER		-	50,000	-	-	-	50,000	A&E CENTER
26.13.02.407	Volleyball Equipment - Portable	A&E CENTER			75,000				75,000	A&E CENTER
26.13.02.407	Camera System Upgrade	A&E CENTER					20,000		20,000	A&E CENTER
	TOTAL ATHLETIC EVENT CENTER FUND CAPITAL			**-**	**225,000**	**-**	**20,000**	**-**	**245,000**	

RECREATION ATHLETIC EVENT CENTER OPERATIONS

			Budget Request	Original Request
SALARIES				
26.13.02.101	**FULL TIME SALARIES**		**95,300**	**95,300**
	Manager of Revenue and Athletic Facilities	Maldonado		
26.13.02.105	**PART-TIME SALARIES**		**273,000**	**310,300**
	Building Staff			
	Facility Manager PT Grade 4 Non-Union			
	Flea Market / Jump Fest / 3-on-3 / Bags Tournament			
	Receptionist Part Time - Grade 8 Union	Moreno		
	Receptionist Part Time - Grade 8 Union	Ferguson		
	Receptionist Part Time - Grade 8 Union	Carranza		
	Weekend Receptionist - Non-Union	Gutierrez		
26.13.02.106	**OVERTIME**		**2,000**	**2,000**
26.13.02.111	**GROUP INSURANCE**		**15,800**	**15,800**
26.13.02.121	**IMRF**		**20,300**	**29,500**
26.13.02.122	**FICA**		**23,100**	**25,400**
26.13.02.123	**MEDICARE**		**5,400**	**6,000**
26.13.02.127	**LONGEVITY**		**800**	**800**
26.13.02.128	**STIPEND**		**3,000**	**800**
26.13.02.132	**CELL PHONE REIMBURSEMENT**		**300**	**300**
	Maldonado			
26.13.02.134	**WELLNESS INCENTIVE**		**-**	**400**
	TOTAL SALARIES		**439,000**	**485,800**
CONTRACTUAL				
26.13.02.202	**Training & Conferences**		**5,000**	**5,000**
	IPRA Conference		1,500	1,500
	Staff Training		2,000	2,000
	Misc. Certification & Team Building		1,500	1,500
26.13.02.205	**POSTAGE**		**-**	**1,000**
26.13.02.210	**COMMUNICATIONS**		**16,500**	**16,500**
	Comcast (Voice & Internet $975 x 12 mos.)		11,700	11,700
	AT & T Elevator Phone ($400 x 12 mos.)		4,800	4,800

		Budget Request	Original Request
26.13.02.215	**UNIFORMS**	**2,000**	2,000
	(Facility Staff Apparenl)		
26.13.02.219	**UTILITY - ELECTRIC**	**85,000**	**90,000**
26.13.02.220	**UTILITY - GAS**	**15,000**	**20,000**
26.13.02.221	**EXPENSE ALLOWANCE**	**2,000**	**2,500**
	Meals, Entertainment, and Mileage		
26.13.02.250	**MARKETING MATERIALS**	**3,000**	**4,300**
	Sponsorship - Floor Cost	500	1,500
	Sponsorship Banner Cost -Flea Market	500	500
	Sponsorship - Flea Market	1,000	500
	Sponsorship Banner Program ($225 x 8)	1,000	1,800
26.13.02.277	**BUILDING MAINTENANCE**	**50,000**	**123,500**
	Patch & Paint Facility	20,000	75,000
	Carpet and Tile Cleaning	9,000	15,000
	Floor Scrubber	5,000	10,000
	Round Tables & Carts	5,000	12,000
	Vacuum Indoor - Battery Operated	3,000	3,000
	Vacuum Outdoor - Walk Behind	3,000	3,500
	Misc. Maintenance - Hoop, Window, Floor, Plumbing, & Appliance Repairs	5,000	5,000
26.13.02.282	**RENTAL/LEASE**	**6,300**	**6,300**
	Copier Lease	6,000	6,000
	Credit Card Scanner ($300/yr)	300	300
26.13.02.299	**OTHER CONTRACTUAL SERVICE**	**140,200**	**140,200**
	Pest Control $2,000; Elevator Maint $5,200; Fire Exting $3,000	10,200	10,200
	Alarm Monitor $750 x 12 mos.	9,000	9,000
	ADA & Safety Compliance	10,000	10,000
	Police and Fire Alarm	7,500	7,500
	Hoop & Curtain Maint.	6,000	6,000
	Stage, Chair and Table Rentals	10,000	10,000
	Contractual Sales Services (Marc Howard $7,500); Banner Sponsorship	87,500	**87,500**
	TOTAL CONTRACTUAL	**325,000**	**411,300**

		Budget Request	Original Request
COMMODITIES			
26.13.02.301	**DUES**	**1,000**	**1,600**
	IPRA Membership (2 x $260)	300	500
	NRPA Membership 1 x $450)	-	500
	SSPRPA Member & Mtg. (2 x $10; 2 x $12 mtgs x 9 mos)	110	300
	CPRP Renewal	325	100
	WhenToWork Scheduling Software Renewal	265	200
26.13.02.314	**JANITORIAL SUPPLIES**	**16,800**	**16,800**
	Cintas	8,000	8,000
	First Aid	6,800	6,800
	Misc. Cleaning Products	2,000	2,000
26.13.02.317	**OFFICE SUPPLIES**	**3,500**	**4,500**
	Office Supplies	2,000	**3,000**
	New Cabinets	1,500	**1,500**
26.13.02.399	**OPERATING/OTHER SUPPLIES**	**5,500**	**5,500**
	Misc. Equipment	2,500	2,500
	Reach Screen	2,000	2,000
	First Aid Supplies	1,000	1,000
	TOTAL COMMODITIES	**26,800**	**28,400**
CAPITAL/NON-CAPITAL OUTLAY			
26.13.02.402	**NON-CAPITAL OUTLAY**	**-**	**-**
26.13.02.407	**IMPROVEMENTS**	**-**	**150,000**
	Window Concessions (Redo)	-	**50,000**
	Carpet Replacement	-	**100,000**
26.13.02.410	**VEHICLES**	**-**	**-**
	TOTAL CAPITAL/NON-CAPITAL OUTLAY	**-**	**150,000**
OTHER			
26.13.02.680	**CONTINGENCY RESERVE**	**-**	**-**
	TOTAL OTHER	**-**	**-**
	TOTAL RECREATION ATHLETIC EVENT CENTER	**790,800**	**1,075,500**

2020-2021 Expense History Report - Budget Worksheet Report

Budget Year 2021

G/L Account	Account Description	2016 Actual Amount	2017 Actual Amount	2018 Actual Amount	2019 Actual Amount	2020 Estimated Amount	2020 Adopted Budget	2021 Adopted
Fund	**26 - Athletic and Event Center**							
Department	**13 - Recreation**							
Cost Center	**02 - Operations**							
Salaries								
26.13.02.101	Salaries Full Time	.00	.00	85,377.20	88,373.31	91,200.00	91,200.00	95,300.00
26.13.02.105	Salaries - Part Time	.00	.00	2,894.80	167,579.27	216,900.00	270,000.00	273,000.00
26.13.02.106	Salaries - Overtime	.00	.00	1.13	1,873.19	2,600.00	2,000.00	2,000.00
26.13.02.111	Group Insurance	.00	.00	19,310.61	18,019.15	14,900.00	15,200.00	15,800.00
26.13.02.121	IMRF	.00	.00	10,453.46	15,114.05	17,700.00	22,000.00	20,300.00
26.13.02.122	FICA	.00	.00	5,606.04	15,807.30	19,200.00	22,700.00	23,100.00
26.13.02.123	Medicare	.00	.00	1,311.09	3,656.85	4,500.00	5,300.00	5,400.00
26.13.02.127	Longevity	.00	.00	800.00	800.00	800.00	800.00	800.00
26.13.02.128	Stipends	.00	.00	.00	.00	600.00	.00	3,000.00
26.13.02.132	Cell Phone Reimbursement	.00	.00	240.00	240.00	300.00	300.00	300.00
26.13.02.134	Wellness Incentive	.00	.00	240.00	240.00	300.00	300.00	.00
	Salaries Totals	$0.00	$0.00	$126,234.33	$311,703.12	$369,000.00	$429,800.00	$439,000.00
Contractual								
26.13.02.202	Training and Conferences	.00	.00	.00	2,588.72	2,600.00	5,000.00	5,000.00
26.13.02.205	Postage	.00	.00	.00	.00	.00	1,000.00	.00
26.13.02.210	Communications	.00	.00	11,062.91	14,008.88	17,000.00	15,000.00	16,500.00
26.13.02.215	Uniforms	.00	.00	.00	.00	.00	.00	2,000.00
26.13.02.219	Utility - Electric	.00	.00	64,672.95	79,288.92	80,400.00	86,000.00	85,000.00
26.13.02.220	Utility - Gas	.00	.00	12,721.44	14,075.54	14,700.00	20,000.00	15,000.00
26.13.02.221	Expense Allowance	.00	.00	1,163.40	1,044.07	1,400.00	2,000.00	2,000.00
26.13.02.250	Marketing Materials	.00	.00	1,727.94	1,618.84	1,700.00	3,000.00	3,000.00
26.13.02.277	Building Maintenance Serv.	.00	.00	45,863.30	16,294.62	47,800.00	72,800.00	50,000.00
26.13.02.282	Rental/Lease	.00	.00	.00	.00	.00	2,500.00	6,300.00
26.13.02.299	Other Contractual Services	.00	.00	469,191.70	83,081.36	169,700.00	131,000.00	140,200.00
	Contractual Totals	$0.00	$0.00	$606,403.64	$212,000.95	$335,300.00	$338,300.00	$325,000.00
Commodities								
26.13.02.301	Dues	.00	.00	.00	.00	300.00	1,600.00	1,000.00
26.13.02.314	Janitorial Supplies	.00	.00	16,455.28	16,608.23	17,500.00	16,800.00	16,800.00
26.13.02.317	Office Supplies	.00	.00	1,885.39	2,714.47	3,500.00	3,000.00	3,500.00
26.13.02.399	Operating/Other Supplies	.00	.00	5,110.95	8,346.53	7,600.00	5,500.00	5,500.00
	Commodities Totals	$0.00	$0.00	$23,451.62	$27,669.23	$28,900.00	$26,900.00	$26,800.00

2020-2021 Expense History Report - Budget Worksheet Report

Budget Year 2021

G/L Account	Account Description	2016 Actual Amount	2017 Actual Amount	2018 Actual Amount	2019 Actual Amount	2020 Estimated Amount	2020 Adopted Budget	2021 Adopted
Fund	**26 - Athletic and Event Center**							
Department	**13 - Recreation**							
Cost Center	**02 - Operations**							
Fixed Assets								
26.13.02.402	Non-Capital Outlay	.00	.00	61,468.61	37,961.76	112,900.00	100,000.00	.00
	Fixed Assets Totals	$0.00	$0.00	$61,468.61	$37,961.76	$112,900.00	$100,000.00	$0.00
	Cost Center **02 - Operations** Totals	$0.00	$0.00	$817,558.20	$589,335.06	$846,100.00	$895,000.00	$790,800.00
	Department **13 - Recreation** Totals	$0.00	$0.00	$817,558.20	$589,335.06	$846,100.00	$895,000.00	$790,800.00
	Fund **26 - Athletic and Event Center** Totals	$0.00	$0.00	$817,558.20	$589,335.06	$846,100.00	$895,000.00	$790,800.00

BOND-DEBT-TIF FUNDS

DEBT SERVICE FUND 39

COST CENTER NARRATIVE

FUND: DEBT SERVICE FUNDS 39

DEPARTMENT: FINANCE DEPARTMENT

COST CENTER: ADMINISTRATION

PROGRAM DESCRIPTION:

The Funds account for payments of principal, interest and agent fees for various series of bonds issued by the Village. See chart below.

FUND	SERIES	PRINCIPAL	INTEREST	FEES	TOTAL
39	2008A	$ 450,000	$ 18,600	$1,000	$ 469,600
39	2014	$ 380,000	$ 73,900	$1,000	$ 454,900
39	2016	$4,535,000	$ 226,700	$1,000	$4,762,700
39	2016A	$ 375,000	$ 87,400	$1,000	$ 463,400
39	2019	$ 0	$2,775,200	$1,000	$2,776,200

OBJECTIVES:
CURRENT FISCAL YEAR:

Perform the required principal and interest payments.

LONG TERM:

Monitor bond issues for possible refinancing opportunities.

BUDGET HIGHLIGHT:

Total budgeted payments equal $8,926,800 (Principal $5,740,000 Interest $3,181,800 Paying Agent Fees $5,000)

Village of Romeoville
Debt Service Summary Schedule
As of 04/30/2020

Bond Issue	Remaining Principal	Remaining Interest	Total	Last Payment
Corporate Fund				
2016	4,535,000	226,750	4,761,750	12/30/2020
2008A	450,000	18,563	468,563	12/30/2020
2014	2,040,000	238,900	2,278,900	12/30/2024
2016A	4,280,000	508,088	4,788,088	12/30/2029
2019	64,510,000	33,557,300	98,067,300	12/30/2039
Total Corporate	75,815,000	34,549,601	110,364,601	
Water & Sewer Fund				
EPA Loan	12,265,539	1,343,660	13,609,199	12/30/2027
2019	13,740,000	6,801,200	20,541,200	12/30/2039
Total Water Fund	26,005,539	8,144,860	34,150,399	
Downtown TIF Fund				
2013A	5,895,000	621,088	6,516,088	12/30/2024
2013B	2,175,000	493,000	2,668,000	12/30/2025
2019B	20,250,000	7,327,765	27,577,765	12/30/2039
Total TIF Fund	28,320,000	8,441,853	36,761,853	
Total Debt All Funds	130,140,539	51,136,314	181,276,853	

* Currently, based upon market conditions and bond call eligibility dates, there are no refinance opportunities. The Village's Financial Advisors (Speer) continually monitor the market for refinancing opportunities.

VILLAGE OF ROMEOVILLE
DEBT SERVICE ANALYSIS - USE OF BOND PROCEEDS
As of 04/30/2020

Bond Series	Paid Off by December of	Outstanding Principal	Outstanding Interest	Total Payments	Use of Funds
2008A	2020	450,000	18,563	468,563	Village Hall, Deer Crossing, Bus Barn
2016	2020	4,535,000	226,750	4,761,750	Refund 2007B Bonds - FS#3/Village Hall Land
2014 - Corporate	2024	2,040,000	238,900	2,278,900	Refund 2004 Bonds - Airport Road
2013A	2024	5,895,000	621,088	6,516,088	Athletic and Event Center
2013B	2025	2,175,000	493,000	2,668,000	Downtown Infrastructure
2005 - IEPA	2027	12,265,539	1,343,660	13,609,198	Wastewater Plant Expansion
2016A	2029	4,280,000	508,088	4,788,088	Refund 2009 Bonds Discovery Park Land
2019	2039	78,250,000	40,358,500	118,608,500	Refund 2008B & Water & Sewer Projects
2019B	2039	20,250,000	7,327,765	27,577,765	A & E Center Expansion, Fitness Center, Pool
Total		130,140,539	51,136,312	181,276,850	

Summarized By Year Paid Off by December of

2020	4,985,000	245,313	5,230,313
2024	7,935,000	859,988	8,794,988
2025	2,175,000	493,000	2,668,000
2027	12,265,539	1,343,660	13,609,198
2029	4,280,000	508,088	4,788,088
2039	98,500,000	47,686,265	146,186,265

Summarized by Source of Funding

Property Tax	-	-	-
Home Rule Sales Tax	71,535,000	34,041,513	105,576,513
Water & Sewer Funds	26,005,539	8,144,860	34,150,398
Downtown TIF Funds	28,320,000	8,441,852	36,761,852
Real Estate Transfer Tax	4,280,000	508,088	4,788,088

VILLAGE OF ROMEOVILLE
DEBT SERVICE ANALYSIS - FUNDING SOURCE
AS OF 4/30/2020

Bond Series	Paid Off by December of	Outstanding Principal	Outstanding Interest	Total Payments	Source of Funding
2008A	2020	450,000	18,563	468,563	Home Rule Sales Tax
2016	2020	4,535,000	226,750	4,761,750	Home Rule Sales Tax
2014 - Corporate	2024	2,040,000	238,900	2,278,900	Home Rule Sales Tax/Rec Funds
2013A	2024	5,895,000	621,088	6,516,088	Downtown TIF Funds
2013B	2025	2,175,000	493,000	2,668,000	Downtown TIF Funds
2005 - IEPA	2027	12,265,539	1,343,660	13,609,198	Water & Sewer Funds
2016A	2029	4,280,000	508,088	4,788,088	Real Estate Transfer Tax
2019	2039	78,250,000	40,358,500	118,608,500	Home Rule Sales Tax/W&S Funds
2019B	2039	20,250,000	7,327,765	27,577,765	Downtown TIF Funds
Total		130,140,539	51,136,312	181,276,850	

Summarized By Year Paid Off by December of

2020	4,985,000	245,313	5,230,313
2024	7,935,000	859,988	8,794,988
2025	2,175,000	493,000	2,668,000
2027	12,265,539	1,343,660	13,609,198
2029	4,280,000	508,088	4,788,088
2039	98,500,000	47,686,265	146,186,265

Summarized by Source of Funding

Property Tax	-	-	-
Home Rule Sales Tax	71,535,000	34,041,513	105,576,513
Water & Sewer Funds	26,005,539	8,144,860	34,150,398
Downtown TIF Funds	28,320,000	8,441,852	36,761,852
Real Estate Transfer Tax	4,280,000	508,088	4,788,088

VILLAGE OF ROMEOVILLE
DEBT SERVICE OUTSTANDING
AS OF 04/30/2020

		DEBT SERVICE FUND					
LEVY YEAR	FY ENDED 30-Apr	2008A GO BONDS	2014 GO BONDS	2016A GO BONDS	2016 GO BONDS	2019 GO BONDS	TOTAL CORP
2019	2021	$ 468,563	$ 453,850	$ 462,388	$ 4,761,750	$ 2,775,200	$ 8,921,750
2020	2022		$ 457,450	$ 464,888		$ 4,165,200	$ 5,087,538
2021	2023		$ 455,600	$ 472,188		$ 4,660,700	$ 5,588,488
2022	2024		$ 454,400	$ 469,188		$ 4,662,950	$ 5,586,538
2023	2025		$ 457,600	$ 476,088		$ 4,665,200	$ 5,598,888
2024	2026			$ 482,688		$ 5,162,200	$ 5,644,888
2025	2027			$ 483,988		$ 5,163,950	$ 5,647,938
2026	2028			$ 495,088		$ 5,163,700	$ 5,658,788
2027	2029			$ 490,788		$ 5,161,200	$ 5,651,988
2028	2030			$ 490,800		$ 5,161,200	$ 5,652,000
2029	2031					$ 5,161,800	$ 5,161,800
2030	2032					$ 5,162,000	$ 5,162,000
2031	2033					$ 5,161,600	$ 5,161,600
2032	2034					$ 5,160,400	$ 5,160,400
2033	2035					$ 5,163,200	$ 5,163,200
2034	2036					$ 5,164,600	$ 5,164,600
2035	2037					$ 5,164,400	$ 5,164,400
2036	2038					$ 5,162,400	$ 5,162,400
2037	2039					$ 5,163,400	$ 5,163,400
2038	2040	$ -	$ -	$ -	$ -	$ 4,862,000	$ 4,862,000
TOTAL		$ 468,563	$ 2,278,900	$ 4,788,088	$ 4,761,750	$ 98,067,300	$ 110,364,600

VILLAGE OF ROMEOVILLE
DEBT SERVICE OUTSTANDING
AS OF 04/30/2020

		DEBT SERVICE FUND					
LEVY YEAR	FY ENDED 30-Apr	2008A GO BONDS	2014 GO BONDS	2016A GO BONDS	2016 GO BONDS	2019 GO BONDS	TOTAL CORP
PRINCIPAL ONLY							
2019	2021	$ 450,000	$ 380,000	$ 375,000	$ 4,535,000	$ -	$ 5,740,000
2020	2022		$ 395,000	$ 385,000		$ 1,390,000	$ 2,170,000
2021	2023		$ 405,000	$ 400,000		$ 1,955,000	$ 2,760,000
2022	2024		$ 420,000	$ 405,000		$ 2,055,000	$ 2,880,000
2023	2025		$ 440,000	$ 420,000		$ 2,160,000	$ 3,020,000
2024	2026			$ 435,000		$ 2,765,000	$ 3,200,000
2025	2027			$ 445,000		$ 2,905,000	$ 3,350,000
2026	2028			$ 465,000		$ 3,050,000	$ 3,515,000
2027	2029			$ 470,000		$ 3,200,000	$ 3,670,000
2028	2030			$ 480,000		$ 3,360,000	$ 3,840,000
2029	2031					$ 3,495,000	$ 3,495,000
2030	2032					$ 3,635,000	$ 3,635,000
2031	2033					$ 3,780,000	$ 3,780,000
2032	2034					$ 3,930,000	$ 3,930,000
2033	2035					$ 4,090,000	$ 4,090,000
2034	2036					$ 4,255,000	$ 4,255,000
2035	2037					$ 4,425,000	$ 4,425,000
2036	2038					$ 4,600,000	$ 4,600,000
2037	2039					$ 4,785,000	$ 4,785,000
2038	2040	$ -	$ -	-	$ -	$ 4,675,000	$ 4,675,000
TOTAL		$ 450,000	$ 2,040,000	$ 4,280,000	$ 4,535,000	$ 64,510,000	$ 75,815,000

VILLAGE OF ROMEOVILLE
DEBT SERVICE OUTSTANDING
AS OF 04/30/2020

		DEBT SERVICE FUND					
LEVY YEAR	FY ENDED 30-Apr	2008A GO BONDS	2014 GO BONDS	2016A GO BONDS	2016 GO BONDS	2019 GO BONDS	TOTAL CORP
INTEREST ONLY							
2019	2021	$ 18,563	$ 73,850	$ 87,388	$ 226,750	$ 2,775,200	$ 3,181,750
2020	2022		$ 62,450	$ 79,888		$ 2,775,200	$ 2,917,538
2021	2023		$ 50,600	$ 72,188		$ 2,705,700	$ 2,828,488
2022	2024		$ 34,400	$ 64,188		$ 2,607,950	$ 2,706,538
2023	2025		$ 17,600	$ 56,088		$ 2,505,200	$ 2,578,888
2024	2026			$ 47,688		$ 2,397,200	$ 2,444,888
2025	2027			$ 38,988		$ 2,258,950	$ 2,297,938
2026	2028			$ 30,088		$ 2,113,700	$ 2,143,788
2027	2029			$ 20,788		$ 1,961,200	$ 1,981,988
2028	2030			$ 10,800		$ 1,801,200	$ 1,812,000
2029	2031					$ 1,666,800	$ 1,666,800
2030	2032					$ 1,527,000	$ 1,527,000
2031	2033					$ 1,381,600	$ 1,381,600
2032	2034					$ 1,230,400	$ 1,230,400
2033	2035					$ 1,073,200	$ 1,073,200
2034	2036					$ 909,600	$ 909,600
2035	2037					$ 739,400	$ 739,400
2036	2038					$ 562,400	$ 562,400
2037	2039					$ 378,400	$ 378,400
2038	2040	$ -	$ -	-	$ -	$ 187,000	$ 187,000
TOTAL		$ 18,563	$ 238,900	$ 508,088	$ 226,750	$ 33,557,300	$ 34,549,600

VILLAGE OF ROMEOVILLE
DEBT SERVICE OUTSTANDING
AS OF 04/30/2020

		WATER & SEWER FUND			DOWNTOWN TIF				
LEVY YEAR	FY ENDED 30-Apr	EPA Loan	2019 GO BONDS	TOTAL WATER	2013A Bonds	2013B Bonds	2019B BONDS	TOTAL TIF	GRAND TOTAL
2019	2021	$ 1,701,150	$ 1,027,050	$ 2,728,200	$ 1,470,028	$ 87,000	$ 1,377,632	$ 2,934,660	$ 14,584,609
2020	2022	$ 1,701,150	$ 1,025,550	$ 2,726,700	$ 1,484,240	$ 87,000	$ 1,377,098	$ 2,948,338	$ 10,762,575
2021	2023	$ 1,701,150	$ 1,028,050	$ 2,729,200	$ 1,473,390	$ 87,000	$ 1,378,548	$ 2,938,938	$ 11,256,625
2022	2024	$ 1,701,150	$ 1,029,300	$ 2,730,450	$ 1,458,625	$ 87,000	$ 1,379,248	$ 2,924,873	$ 11,241,860
2023	2025	$ 1,701,150	$ 1,029,300	$ 2,730,450	$ 629,805	$ 812,000	$ 1,379,198	$ 2,821,003	$ 11,150,340
2024	2026	$ 1,701,150	$ 1,028,050	$ 2,729,200		$ 1,508,000	$ 1,378,398	$ 2,886,398	$ 11,260,485
2025	2027	$ 1,701,150	$ 1,025,550	$ 2,726,700			$ 1,378,485	$ 1,378,485	$ 9,753,122
2026	2028	$ 1,701,150	$ 1,026,800	$ 2,727,950			$ 1,381,335	$ 1,381,335	$ 9,768,072
2027	2029		$ 1,026,550	$ 1,026,550			$ 1,378,428	$ 1,378,428	$ 8,056,965
2028	2030		$ 1,024,800	$ 1,024,800			$ 1,379,075	$ 1,379,075	$ 8,055,875
2029	2031		$ 1,028,200	$ 1,028,200			$ 1,379,675	$ 1,379,675	$ 7,569,675
2030	2032		$ 1,025,400	$ 1,025,400			$ 1,379,375	$ 1,379,375	$ 7,566,775
2031	2033		$ 1,026,600	$ 1,026,600			$ 1,378,175	$ 1,378,175	$ 7,566,375
2032	2034		$ 1,026,600	$ 1,026,600			$ 1,381,075	$ 1,381,075	$ 7,568,075
2033	2035		$ 1,025,400	$ 1,025,400			$ 1,377,373	$ 1,377,373	$ 7,565,973
2034	2036		$ 1,028,000	$ 1,028,000			$ 1,376,620	$ 1,376,620	$ 7,569,220
2035	2037		$ 1,029,200	$ 1,029,200			$ 1,379,180	$ 1,379,180	$ 7,572,780
2036	2038		$ 1,029,000	$ 1,029,000			$ 1,379,855	$ 1,379,855	$ 7,571,255
2037	2039		$ 1,027,400	$ 1,027,400			$ 1,378,605	$ 1,378,605	$ 7,569,405
2038	2040	$ -	$ 1,024,400	$ 1,024,400	$ -	$ -	$ 1,380,390	$ 1,380,390	$ 7,266,790
TOTAL		$ 13,609,198	$ 20,541,200	$ 34,150,398	$ 6,516,088	$ 2,668,000	$ 27,577,765	$ 36,761,852	$ 181,276,850

VILLAGE OF ROMEOVILLE
DEBT SERVICE OUTSTANDING
AS OF 04/30/2020

		WATER & SEWER FUND			DOWNTOWN TIF				
LEVY YEAR	FY ENDED 30-Apr	EPA Loan	2019 GO BONDS	TOTAL WATER	2013A Bonds	2013B Bonds	2019B BONDS	TOTAL TIF	GRAND TOTAL
PRINCIPAL ONLY									
2019	2021	$ 1,403,227	$ 430,000	$ 1,833,227	$ 1,255,000	$ -	$ 685,000	$ 1,940,000	$ 9,513,227
2020	2022	$ 1,438,527	$ 450,000	$ 1,888,527	$ 1,310,000	$ -	$ 785,000	$ 2,095,000	$ 6,153,527
2021	2023	$ 1,474,715	$ 475,000	$ 1,949,715	$ 1,345,000	$ -	$ 810,000	$ 2,155,000	$ 6,864,715
2022	2024	$ 1,511,813	$ 500,000	$ 2,011,813	$ 1,380,000	$ -	$ 835,000	$ 2,215,000	$ 7,106,813
2023	2025	$ 1,549,845	$ 525,000	$ 2,074,845	$ 605,000	$ 725,000	$ 860,000	$ 2,190,000	$ 7,284,845
2024	2026	$ 1,588,833	$ 550,000	$ 2,138,833		$ 1,450,000	$ 885,000	$ 2,335,000	$ 7,673,833
2025	2027	$ 1,628,802	$ 575,000	$ 2,203,802			$ 905,000	$ 905,000	$ 6,458,802
2026	2028	$ 1,669,777	$ 605,000	$ 2,274,777			$ 935,000	$ 935,000	$ 6,724,777
2027	2029		$ 635,000	$ 635,000			$ 955,000	$ 955,000	$ 5,260,000
2028	2030		$ 665,000	$ 665,000			$ 980,000	$ 980,000	$ 5,485,000
2029	2031		$ 695,000	$ 695,000			$ 1,010,000	$ 1,010,000	$ 5,200,000
2030	2032		$ 720,000	$ 720,000			$ 1,040,000	$ 1,040,000	$ 5,395,000
2031	2033		$ 750,000	$ 750,000			$ 1,070,000	$ 1,070,000	$ 5,600,000
2032	2034		$ 780,000	$ 780,000			$ 1,105,000	$ 1,105,000	$ 5,815,000
2033	2035		$ 810,000	$ 810,000			$ 1,135,000	$ 1,135,000	$ 6,035,000
2034	2036		$ 845,000	$ 845,000			$ 1,170,000	$ 1,170,000	$ 6,270,000
2035	2037		$ 880,000	$ 880,000			$ 1,210,000	$ 1,210,000	$ 6,515,000
2036	2038		$ 915,000	$ 915,000			$ 1,250,000	$ 1,250,000	$ 6,765,000
2037	2039		$ 950,000	$ 950,000			$ 1,290,000	$ 1,290,000	$ 7,025,000
2038	2040	$ -	$ 985,000	$ 985,000	$ -	$ -	$ 1,335,000	$ 1,335,000	$ 6,995,000
TOTAL		$ 12,265,539	$ 13,740,000	$ 26,005,539	$ 5,895,000	$ 2,175,000	$ 20,250,000	$ 28,320,000	$ 130,140,539

VILLAGE OF ROMEOVILLE
DEBT SERVICE OUTSTANDING
AS OF 04/30/2020

		WATER & SEWER FUND			DOWNTOWN TIF				
LEVY YEAR	FY ENDED 30-Apr	EPA Loan	2019 GO BONDS	TOTAL WATER	2013A Bonds	2013B Bonds	2019B BONDS	TOTAL TIF	GRAND TOTAL
INTEREST ONLY									
2019	2021	$ 297,923	$ 597,050	$ 894,973	$ 215,028	$ 87,000	$ 692,632	$ 994,660	$ 5,071,382
2020	2022	$ 262,623	$ 575,550	$ 838,173	$ 174,240	$ 87,000	$ 592,098	$ 853,338	$ 4,609,048
2021	2023	$ 226,435	$ 553,050	$ 779,485	$ 128,390	$ 87,000	$ 568,548	$ 783,938	$ 4,391,910
2022	2024	$ 189,337	$ 529,300	$ 718,637	$ 78,625	$ 87,000	$ 544,248	$ 709,873	$ 4,135,047
2023	2025	$ 151,305	$ 504,300	$ 655,605	$ 24,805	$ 87,000	$ 519,198	$ 631,003	$ 3,865,495
2024	2026	$ 112,317	$ 478,050	$ 590,367		$ 58,000	$ 493,398	$ 551,398	$ 3,586,652
2025	2027	$ 72,348	$ 450,550	$ 522,898			$ 473,485	$ 473,485	$ 3,294,320
2026	2028	$ 31,373	$ 421,800	$ 453,173			$ 446,335	$ 446,335	$ 3,043,296
2027	2029		$ 391,550	$ 391,550			$ 423,428	$ 423,428	$ 2,796,965
2028	2030		$ 359,800	$ 359,800			$ 399,075	$ 399,075	$ 2,570,875
2029	2031		$ 333,200	$ 333,200			$ 369,675	$ 369,675	$ 2,369,675
2030	2032		$ 305,400	$ 305,400			$ 339,375	$ 339,375	$ 2,171,775
2031	2033		$ 276,600	$ 276,600			$ 308,175	$ 308,175	$ 1,966,375
2032	2034		$ 246,600	$ 246,600			$ 276,075	$ 276,075	$ 1,753,075
2033	2035		$ 215,400	$ 215,400			$ 242,373	$ 242,373	$ 1,530,973
2034	2036		$ 183,000	$ 183,000			$ 206,620	$ 206,620	$ 1,299,220
2035	2037		$ 149,200	$ 149,200			$ 169,180	$ 169,180	$ 1,057,780
2036	2038		$ 114,000	$ 114,000			$ 129,855	$ 129,855	$ 806,255
2037	2039		$ 77,400	$ 77,400			$ 88,605	$ 88,605	$ 544,405
2038	2040	$ -	$ 39,400	$ 39,400	$ -	$ -	$ 45,390	$ 45,390	$ 271,790
TOTAL		$ 1,343,660	$ 6,801,200	$ 8,144,860	$ 621,088	$ 493,000	$ 7,327,765	$ 8,441,852	$ 51,136,312

DEBT SERVICE FUND

		Budget Request	Original Request
OTHER - DEBT SERVICE PAYMENTS			
39.02.02.690	**PRINCIPAL PAYMENT**	**5,740,000**	**5,740,000**
39.02.02.691	**INTEREST PAYMENT**	**3,181,800**	**3,181,800**
39.02.02.695	**AGENT FEES**	**5,000**	**5,000**
	TOTAL OTHER - DEBT SERVICE PAYMENTS	**8,926,800**	**8,926,800**
	TOTAL DEBT SERVICE FUND	**8,926,800**	**8,926,800**

2020-2021 Expense History Report - Budget Worksheet Report

Budget Year 2021

G/L Account	Account Description	2016 Actual Amount	2017 Actual Amount	2018 Actual Amount	2019 Actual Amount	2020 Estimated Amount	2020 Adopted Budget	2021 Adopted
Fund **39 - Debt Service Fund**								
Department **02 - Administration**								
Cost Center **02 - Operations**								
Other								
39.02.02.681	Bond Issuance Costs	.00	360,489.71	.00	770,954.49	.00	.00	.00
39.02.02.682	Payment to Escrow Agent	.00	18,264,202.26	.00	65,859,968.34	.00	.00	.00
39.02.02.690	Principal Payments	3,939,736.84	4,570,605.58	5,009,006.37	4,835,000.00	5,430,000.00	5,430,000.00	5,740,000.00
39.02.02.691	Interest Payments	1,379,641.50	1,143,905.44	1,019,374.48	842,100.00	2,538,300.00	649,600.00	3,181,800.00
39.02.02.695	Agent Fees	4,030.00	3,875.00	2,725.00	2,250.00	3,000.00	5,000.00	5,000.00
	Other Totals	$5,323,408.34	$24,343,077.99	$6,031,105.85	$72,310,272.83	$7,971,300.00	$6,084,600.00	$8,926,800.00
	Cost Center **02 - Operations** Totals	$5,323,408.34	$24,343,077.99	$6,031,105.85	$72,310,272.83	$7,971,300.00	$6,084,600.00	$8,926,800.00
	Department **02 - Administration** Totals	$5,323,408.34	$24,343,077.99	$6,031,105.85	$72,310,272.83	$7,971,300.00	$6,084,600.00	$8,926,800.00
	Fund **39 - Debt Service Fund** Totals	$5,323,408.34	$24,343,077.99	$6,031,105.85	$72,310,272.83	$7,971,300.00	$6,084,600.00	$8,926,800.00
	Net Grand Totals	$5,706,467.33	$24,857,953.60	$10,899,517.52	$73,379,396.85	$9,742,000.00	$8,042,200.00	$12,418,600.00

2002 A BOND FUND 50

COST CENTER NARRATIVE

FUND: 2002 A BOND CONSTRUCTION FUND - FUND 50

DEPARTMENT: PUBLIC WORKS

COST CENTER: OPERATIONS

PROGRAM DESCRIPTION:

The Village issued bonds in 2002 to construct and improve Normantown, Belmont and Taylor Roads. The Village has and will receive a portion of the cost of the project from developers. The recapture will be used for road projects as funds are received by the Village.

OBJECTIVES:
CURRENT FISCAL YEAR:

LONG TERM:

Utilize the bond funds in an appropriate manner to provide maximum long term benefits to the Village's residents and business community.

BUDGET HIGHLIGHT:

No FY 20-21 Projects

		Budget Request	Original Request
2002 A CONSTRUCTION FUND			
CAPITAL OUTLAY			
50.02.02.402	**NON-CAPITAL**	-	-
50.02.02.409	**INFRASTRUCTURE**	-	-
	TOTAL CAPITAL OUTLAY	-	-
	TOTAL 2002 A CONSTRUCTION FUND	-	-

2020-2021 Expense History Report - Budget Worksheet Report

Budget Year 2021

G/L Account	Account Description	2016 Actual Amount	2017 Actual Amount	2018 Actual Amount	2019 Actual Amount	2020 Estimated Amount	2020 Adopted Budget	2021 Adopted
Fund **50 - 2002 A Construction Fund**								
Department **02 - Administration**								
Cost Center **02 - Operations**								
Fixed Assets								
50.02.02.402	Non-Capital Outlay	82,725.80	.00	.00	.00	.00	.00	.00
	Fixed Assets Totals	$82,725.80	$0.00	$0.00	$0.00	$0.00	$0.00	$0.00
	Cost Center **02 - Operations** Totals	$82,725.80	$0.00	$0.00	$0.00	$0.00	$0.00	$0.00
	Department **02 - Administration** Totals	$82,725.80	$0.00	$0.00	$0.00	$0.00	$0.00	$0.00
	Fund **50 - 2002 A Construction Fund** Totals	$82,725.80	$0.00	$0.00	$0.00	$0.00	$0.00	$0.00

2001 BOND FUND 51

COST CENTER NARRATIVE

FUND: 2001 A BOND CONSTRUCTION FUND – FUND 51

DEPARTMENT: PUBLIC WORKS

COST CENTER: OPERATIONS

PROGRAM DESCRIPTION:

The Village issued bonds in 2001 to construct and improve Belmont, Normantown and Taylor Roads. The Village has and will receive a portion of the cost of the project from developers. The recapture will be used for road projects as funds are received by the Village.

OBJECTIVES:
CURRENT FISCAL YEAR:

Street Resurfacing	$60,000

LONG TERM:

Utilize the bond funds in an appropriate manner to provide maximum long term benefits to the Village's residents and business community.

BUDGET HIGHLIGHT:

Street Resurfacing

CAPITAL REQUESTS

VILLAGE OF ROMEOVILLE

PUBLIC WORKS BUDGETED CAPITAL IMPROVEMENT PLAN

FISCAL YEARS 2020-21

ACCOUNT NUMBER	CAPITAL PROJECT	DEPARTMENT	BUDGETED REQUESTS 2020-21
2001 A CONSTRUCTION FUND			
51.02.02.409	Street Resurfacing (Collector & In-House)	2001 BOND CONSTRUCTION	60,000
51.02.02.409	Murphy Drive Island	2001 BOND CONSTRUCTION	200,000
51.02.02.409	Normantown Road Islands	2001 BOND CONSTRUCTION	250,000
51.02.02.409	Weber Road Island Electric	2001 BOND CONSTRUCTION	75,000
51.02.02.409	Beverly Griffith Park	2001 BOND CONSTRUCTION	150,000
	TOTAL 2001 A CONSTRUCTION FUND		**735,000**

VILLAGE OF ROMEOVILLE

PUBLIC WORKS CAPITAL IMPROVEMENT PLAN

FISCAL YEARS 2020-21 TO 2024-25

ACCOUNT NUMBER	CAPITAL PROJECT	DEPARTMENT	DEPT RANK	2020-21	2021-22	2022-23	2023-24	2024-25	TOTAL	FUNDING
51.02.02.409	Street Resurfacing (Collector & In-House)	2001 BOND CONSTRUCTION		60,000	60,000	60,000	60,000	60,000	300,000	2001 BOND CONSTRUCTION
51.02.02.409	Murphy Drive Island	2001 BOND CONSTRUCTION		200,000						2001 BOND CONSTRUCTION
51.02.02.409	Normantown Road Islands	2001 BOND CONSTRUCTION		250,000						2001 BOND CONSTRUCTION
51.02.02.409	Weber Road Island Electric	2001 BOND CONSTRUCTION		75,000						2001 BOND CONSTRUCTION
51.02.02.409	Beverly Griffith Park	2001 BOND CONSTRUCTION		150,000						2001 BOND CONSTRUCTION
	TOTAL 2001 A CONSTRUCTION FUND			**735,000**	**60,000**	**60,000**	**60,000**	**60,000**	**300,000**	

Goals and Objectives: 2020-2021 Budget

DEPARTMENT: **PUBLIC WORKS**

FUND: **BOND CONSTRUCTION FUND**

COST CENTER: **OPERATIONS**

ACCOUNT NUMBER: **51.02.02.409**

REQUEST TYPE: **PROJECT**

GOAL DESCRIPTION:

Street Resurfacing Program

GOAL OBJECTIVE:

Rehabilitation of various streets of the Village in order to maintain an acceptable level of serviceability.

Street Resurfacing Program will be accomplished by utilizing funds from the multiple account sources listed below:

Fund 01 – Corporate Fund	**$1,793,000**
Fund 21 – Local Gas Tax Fund	**$ 150,000**
Fund 51 – 2001 A Bond Fund	**$ 60,000**
Fund 63 – 2004 Bond Fund	**$ 100,000**

COST: $ 60,000

Goals and Objectives: 2020-2021 Budget

DEPARTMENT: **ADMINISTRATION**

FUND: **GENERAL CORPORATE**

COST CENTER: **ADMINISTRATION**

ACCOUNT NUMBER: **51.02.02.409**

REQUEST TYPE: **PROJECT**

GOAL DESCRIPTION:

Murphy Drive Island

GOAL OBJECTIVE:

Landscape Island at Murphy and Route 53

COST: $200,000

Goals and Objectives: 2020-2021 Budget

DEPARTMENT: **ADMINISTRATION**

FUND: **GENERAL CORPORATE**

COST CENTER: **ADMINISTRATION**

ACCOUNT NUMBER: **51.02.02.409**

REQUEST TYPE: **PROJECT**

GOAL DESCRIPTION:

Normantown road island

GOAL OBJECTIVE:

Install landscape islands at Montrose west in front of ComEd and Lilly Lane east to create a safer environment for motorists.

COST: $250,000

Goals and Objectives: 2020-2021 Budget

DEPARTMENT: **ADMINISTRATION**

FUND: **GENERAL CORPORATE**

COST CENTER: **ADMINISTRATION**

ACCOUNT NUMBER: **51.02.02.409**

REQUEST TYPE: **PROJECT**

GOAL DESCRIPTION:

Weber Road Islands – Electric

GOAL OBJECTIVE:

Provide Electric to the Weber Road Islands

COST: $75,000

Goals and Objectives: 2020-2021 Budget

DEPARTMENT: **ADMINISTRATION**

FUND: **GENERAL CORPORATE**

COST CENTER: **ADMINISTRATION**

ACCOUNT NUMBER: **51.02.02.409**

REQUEST TYPE: **PROJECT**

GOAL DESCRIPTION:

Beverly Griffith Park

GOAL OBJECTIVE:

Beverly Griffith Park

COST: $150,000

2001 A CONSTRUCTION FUND

		Budget Request	Original Request
CAPITAL OUTLAY			
51.02.02.402	**NON-CAPITAL**	**-**	**-**
51.02.02.409	**INFRASTRUCTURE**	**735,000**	**60,000**
	Street Resurfacing (Collector and In-House)	60,000	60,000
	Murphy Drive Islands	200,000	
	Normantown Road Islands	250,000	
	WEBER ROAD ISLAND ELECTRIC	75,000	
	BEVERLY GRIFFITH PARK	150,000	
	TOTAL CAPITAL OUTLAY	**735,000**	**60,000**
	TOTAL 2001 A CONSTRUCTION FUND	**735,000**	**60,000**

2020-2021 Expense History Report - Budget Worksheet Report

Budget Year 2021

G/L Account	Account Description	2016 Actual Amount	2017 Actual Amount	2018 Actual Amount	2019 Actual Amount	2020 Estimated Amount	2020 Adopted Budget	2021 Adopted
Fund **51 - 2001 A Construction Fund**								
Department **02 - Administration**								
Cost Center **02 - Operations**								
Fixed Assets								
51.02.02.402	Non-Capital Outlay	411,000.00	20,000.00	89,600.00	50,000.00	.00	.00	.00
51.02.02.409	Infrastructure	.00	.00	.00	.00	60,000.00	60,000.00	735,000.00
	Fixed Assets Totals	$411,000.00	$20,000.00	$89,600.00	$50,000.00	$60,000.00	$60,000.00	$735,000.00
	Cost Center **02 - Operations** Totals	$411,000.00	$20,000.00	$89,600.00	$50,000.00	$60,000.00	$60,000.00	$735,000.00
	Department **02 - Administration** Totals	$411,000.00	$20,000.00	$89,600.00	$50,000.00	$60,000.00	$60,000.00	$735,000.00
	Fund **51 - 2001 A Construction Fund** Totals	$411,000.00	$20,000.00	$89,600.00	$50,000.00	$60,000.00	$60,000.00	$735,000.00

DOWNTOWN TIF
FUND 53

COST CENTER NARRATIVE

FUND: DOWNTOWN TIF CONSTRUCTION FUND

DEPARTMENT: ADMINSTRATION

COST CENTER: DOWNTOWN TIF ADMINISTRATION

PROGRAM DESCRIPTION:

The fund accounts for the Downtown TIF project activities. The Village has developed a Downtown Redevelopment Master Plan. The plan lays the groundwork needed to revitalize the area framed by Route 53/Normantown Road/Dalhart Road/Alexander Road. The plan calls for infrastructure improvements, park development, road improvements, an athletic and events center and building design guidelines that will encourage new and revitalized retail and residential opportunities. The new downtown will be a place to live, meet, work, and shop. The Tax Increment Financing will provide the funding mechanism for infrastructure improvements and economic incentives.

OBJECTIVES:
CURRENT FISCAL YEAR:

Continue to develop pad ready sites for commercial development

Market and develop Downtown redevelopment opportunities

Continue Downtown Infrastructure Improvements (Road, Landscape, Storm-Water and Signalization)

Provide onsite and off-site infrastructure improvements, incentives and allowances to assist in the development of a new 100 plus unit apartment complex including Townhall Drive improvements and Phelps Drive Extension and developer reimbursements for on-site TIF eligible costs.

McDonalds Incentive

LONG TERM:

Utilize TIF funds in an appropriate manner to provide maximum long term benefits to the Village's residents and business community and to create a viable commercial retail and residential area that attracts residents from all parts of Romeoville.

BUDGET HIGHLIGHT: Apartment Complex Project

COST CENTER NARRATIVE

FUND: DOWNTOWN TIF CONSTRUCTION FUND

DEPARTMENT: FINANCE

COST CENTER: DOWNTOWN TIF DEBT SERVICE

PROGRAM DESCRIPTION:

The fund accounts for the Downtown TIF project activities. The Village has developed a Downtown Redevelopment Master Plan. The plan lays the groundwork needed to revitalize the area framed by Route 53/Normantown Road/Dalhart Road/Alexander Road. The plan calls for infrastructure improvements, park development, road improvements, an athletic and events center and building design guidelines that will encourage new and revitalized retail and residential opportunities. The new downtown will be a place to live, meet, work, and shop. The Tax Increment Financing will provide the funding mechanism for infrastructure improvements and economic incentives.

OBJECTIVES:
CURRENT FISCAL YEAR:

The 13-year Series 2013 A & B bond issue (6 years remaining) annual debt service payments range from $1.45 million to $1.61 million.

The 20-year Series 2019B bond issue (20 years remaining) annual debt service payments are average and approximate $1.379 million per year

The FY 2019-20 payments will be $1,940,000 principal, $994,700 interest and $1,000 agent fees.

LONG TERM:

Utilize TIF funds in an appropriate manner to provide maximum long term benefits to the Village's residents and business community and to create a viable commercial retail and residential area that attracts residents from all parts of Romeoville.

BUDGET HIGHLIGHT: Debt Service Payments – First Year 2019 B Bonds

COST CENTER NARRATIVE

FUND: DOWNTOWN TIF CONSTRUCTION FUND

DEPARTMENT: PUBLIC WORKS

COST CENTER: DOWNTOWN TIF STREET AND SANITATION

PROGRAM DESCRIPTION:

The fund accounts for the Downtown TIF project activities. The Village has developed a Downtown Redevelopment Master Plan. The plan lays the groundwork needed to revitalize the area framed by Route 53/Normantown Road/Dalhart Road/Alexander Road. The plan calls for infrastructure improvements, park development, road improvements, an athletic and events center and building design guidelines that will encourage new and revitalized retail and residential opportunities. The new downtown will be a place to live, meet, work, and shop. The Tax Increment Financing will provide the funding mechanism for infrastructure improvements and economic incentives.

OBJECTIVES:
CURRENT FISCAL YEAR:

The cost center accounts for the projects funded by the $2.175 million GO Non-Taxable TIF Bond Issue. Some additional funding may be provided form the Series 2019B bonds for improvements needed to facilitate the Athletic and Event Center Expansion and construction of the new Fitness Center/Pool/splash Pad facilities.

Infrastructure improvements include Stormwater Basins, Mainline Storm Sewer Improvements, Phelps Avenue Reconstruction, Alexander Circle Reconstruction, Townhall Avenue Reconstruction, Contractor Construction Management Fees, Roadway light and electrical improvements and Off-Site Athletic Center improvements for curbs and paving, landscaping and irrigation.

All of the 2013 bond funds have been expended for the projects. Regular TIF funds and/or Series B 2019B will be needed to complete the projects.

LONG TERM:

Utilize TIF funds in an appropriate manner to provide maximum long term benefits to the Village's residents and business community and to create a viable commercial retail and residential area that attracts residents from all parts of Romeoville.

BUDGET HIGHLIGHT: Complete the projects.

COST CENTER NARRATIVE

FUND: DOWNTOWN TIF CONSTRUCTION FUND

DEPARTMENT: RECREATION

COST CENTER: DOWNTOWN TIF RECREATION FACILITY

PROGRAM DESCRIPTION:

The fund accounts for the Downtown TIF project activities. The Village has developed a Downtown Redevelopment Master Plan. The plan lays the groundwork needed to revitalize the area framed by Route 53/Normantown Road/Dalhart Road/Alexander Road. The plan calls for infrastructure improvements, park development, road improvements, an athletic and events center and building design guidelines that will encourage new and revitalized retail and residential opportunities. The new downtown will be a place to live, meet, work, and shop. The Tax Increment Financing will provide the funding mechanism for infrastructure improvements and economic incentives.

OBJECTIVES:
CURRENT FISCAL YEAR:

The cost center accounts for the projects funded by the $12.87 million Series 2003 A GO Taxable TIF Bond Issue and Series 2019 B GO Taxable TIF Bond.

Series 2013A infrastructure improvements include the construction of the Athletic Center including the Basketball Courts, Design Fees, the Parking Lot, Site Furnishings, Site Stormwater Improvements, Contractor Construction Management Fees and On-Site Athletic Center improvements for curbs and paving, lights and electrical improvements, landscaping and irrigation.

Series 2019B improvements include the expansion of the Athletic and Event Center to include two additional basketball courts, additional storage for the portable basketball courts, permanent basketball hoops, concrete floor improvements and other enhancements. The funds will also be used to construct a new facility that will contain a fitness center, walking track, 6 lanes indoor pool and an outdoor splash pad.

LONG TERM:

Utilize TIF funds in an appropriate manner to provide maximum long term benefits to the Village's residents and business community and to create a viable commercial retail and residential area.

BUDGET HIGHLIGHT:

Athletic and Event Center expansion and construction of the new fitness center/pool/splash pad.

CAPITAL REQUESTS

VILLAGE OF ROMEOVILLE

ADMINISTRATION BUDGETED CAPITAL IMPROVEMENT PLAN

FISCAL YEARS 2020-21

ACCOUNT NUMBER	CAPITAL PROJECT	DEPARTMENT	BUDGETED REQUESTS 2020-21
DOWNTOWN TIF FUND			
53.02.02.405	Potential Land Purchase	DOWNTOWN TIF	900,000
53.02.02.409	Townhall Reconstruction & Decorative Lighting	DOWNTOWN TIF	280,000
53.02.02.409	Phelps Extension & Decorative Lighting	DOWNTOWN TIF	225,000
53.02.02.409	Fire Loops	DOWNTOWN TIF	80,000
53.02.02.409	Water Main	DOWNTOWN TIF	100,000
53.02.02.409	Storm Sewer Replacement	DOWNTOWN TIF	130,000
53.02.02.409	Streetscape	DOWNTOWN TIF	50,000
53.13.17.406	Athletic Center Expansion	DOWNTOWN TIF	18,530,700
53.02.02.409	Landscaping at Dalhart/Normantown	DOWNTOWN TIF	50,000
53.02.02.409	Route 53 Marquee	DOWNTOWN TIF	45,000
	TOTAL DOWNTOWN TIF FUND		**20,390,700**

VILLAGE OF ROMEOVILLE

ADMINISTRATION CAPITAL IMPROVEMENT PLAN

FISCAL YEARS 2020-21 TO 2024-25

ACCOUNT NUMBER	CAPITAL PROJECT	DEPARTMENT	DEPT RANK	2020-21	2021-22	2022-23	2023-24	2024-25	TOTAL	FUNDING
TIF FUNDS										
53.02.02.405	Potential Land Purchase	DOWNTOWN TIF		900,000	-	-	-	-	900,000	DOWNTOWN TIF
53.02.02.409	Townhall Reconstruction & Decorative Lighting	DOWNTOWN TIF		280,000	-	-	-	-	280,000	DOWNTOWN TIF
53.02.02.409	Phelps Extension & Decorative Lighting	DOWNTOWN TIF		225,000	-	-	-	-	225,000	DOWNTOWN TIF
53.02.02.409	Fire Loops	DOWNTOWN TIF		80,000	-	-	-	-	80,000	DOWNTOWN TIF
53.02.02.409	Water main	DOWNTOWN TIF		100,000	-	-	-	-	100,000	DOWNTOWN TIF
53.02.02.409	Storm Sewer Replacement	DOWNTOWN TIF		130,000		-	-	-	130,000	DOWNTOWN TIF
53.02.02.409	Streetscape	DOWNTOWN TIF		50,000	50,000	-	-	-	100,000	DOWNTOWN TIF
53.13.17.406	Athletic Center Expansion	DOWNTOWN TIF		18,530,700	-	-	-	-	18,530,700	DOWNTOWN TIF
53.02.02.407	ComEd Burial	DOWNTOWN TIF		-	1,000,000	-	-	-	1,000,000	DOWNTOWN TIF
53.02.02.409	Landscaping at Dalhart/Normantown	DOWNTOWN TIF		50,000	-	-	-	-	50,000	DOWNTOWN TIF
53.02.02.409	Route 53 Marquee	DOWNTOWN TIF		45,000	-	-	-	-	45,000	DOWNTOWN TIF
	TOTAL ADMINISTRATION TIF REQUESTS			**20,390,700**	**1,050,000**	**-**	**-**	**-**	**21,440,700**	

Goals and Objectives: 2020-2021 Budget

DEPARTMENT: **ADMINISTRATION**

FUND: **DOWNTOWN TIF**

COST CENTER: **OPERATIONS**

ACCOUNT NUMBER: **53.02.02.405**

REQUEST TYPE: **PROJECT**

GOAL DESCRIPTION:

Potential Land Purchases

GOAL OBJECTIVE:

Potential Land Purchases

COST: $900,000

Goals and Objectives: 2020-2021 Budget

DEPARTMENT: **ADMINISTRATION**

FUND: **DOWNTOWN TIF**

COST CENTER: **ADMINISTRATION**

ACCOUNT NUMBER: **53.02.02.409**

REQUEST TYPE: **PROJECT**

GOAL DESCRIPTION:

Townhall Reconstruction

GOAL OBJECTIVE:

Townhall Reconstruction/Decorative Lighting

COST: $280,000

Goals and Objectives: 2020-2021 Budget

DEPARTMENT: **ADMINISTRATION**

FUND: **DOWNTOWN TIF**

COST CENTER: **ADMINISTRATION**

ACCOUNT NUMBER: **53.02.02.409**

REQUEST TYPE: **PROJECT**

GOAL DESCRIPTION:

Phelps Extension

GOAL OBJECTIVE:

Phelps Extension/Decorative Lighting

COST: $225,000

Goals and Objectives: 2020-2021 Budget

DEPARTMENT: **ADMINISTRATION**

FUND: **DOWNTOWN TIF**

COST CENTER: **ADMINISTRATION**

ACCOUNT NUMBER: **53.02.02.409**

REQUEST TYPE: **PROJECT**

GOAL DESCRIPTION:

Fire Loops

GOAL OBJECTIVE:

Fire Loops

COST: $80,000

Goals and Objectives: 2020-2021 Budget

DEPARTMENT: **ADMINISTRATION**

FUND: **DOWNTOWN TIF**

COST CENTER: **ADMINISTRATION**

ACCOUNT NUMBER: **53.02.02.409**

REQUEST TYPE: **PROJECT**

GOAL DESCRIPTION:

Water Main

GOAL OBJECTIVE:

Water Main

COST: $100,000

Goals and Objectives: 2020-2021 Budget

DEPARTMENT: **ADMINISTRATION**

FUND: **DOWNTOWN TIF**

COST CENTER: **ADMINISTRATION**

ACCOUNT NUMBER: **53.02.02.409**

REQUEST TYPE: **PROJECT**

GOAL DESCRIPTION:

Storm Sewer Replacement

GOAL OBJECTIVE:

Storm Sewer Replacement

COST: $130,000

Goals and Objectives: 2020-2021 Budget

DEPARTMENT: **ADMINISTRATION**

FUND: **DOWNTOWN TIF**

COST CENTER: **ADMINISTRATION**

ACCOUNT NUMBER: **53.02.02.409**

REQUEST TYPE: **PROJECT**

GOAL DESCRIPTION:

Streetscape

GOAL OBJECTIVE:

Streetscape

COST: $50,000

Goals and Objectives: 2020-2021 Budget

DEPARTMENT: **ADMINISTRATION**

FUND: **DOWNTOWN TIF**

COST CENTER: **RECREATION FACILITY**

ACCOUNT NUMBER: **53.13.17.406**

REQUEST TYPE: **PROJECT**

GOAL DESCRIPTION:

Athletic and Event Center Expansion

GOAL OBJECTIVE:

Construct new building for four basketball courts, remodel the existing building to provide a pool and fitness center, remodel the existing field house to pour concrete under the turf area, construct new parking lot, splash pad and passive amenities on the old Harris Bank Site.

COST: $18,530,700

Goals and Objectives: 2020-2021 Budget

DEPARTMENT: **ADMINISTRATION**

FUND: **DOWNTOWN TIF**

COST CENTER: **ADMINISTRATION**

ACCOUNT NUMBER: **53.02.02.409**

REQUEST TYPE: **PROJECT**

GOAL DESCRIPTION:

Normantown Road Landscaping

GOAL OBJECTIVE:

Enhance the landscaping at the corner of the Normantown and Dalhart.

COST: $50,000

Goals and Objectives: 2020-2021 Budget

DEPARTMENT: **ADMINISTRATION**

FUND: **DOWNTOWN TIF**

COST CENTER: **ADMINISTRATION**

ACCOUNT NUMBER: **53.02.02.409**

REQUEST TYPE: **PROJECT**

GOAL DESCRIPTION:

Route 53 Marquee

GOAL OBJECTIVE:

Route 53 Marquee

COST: $45,000

		Budget Request	Original Request
DOWNTOWN TIF CONSTRUCTION			
ADMINISTRATION COST CENTER			
CONTRACTUAL			
53.02.02.211	**LEGAL SERVICES**	**2,000**	**2,000**
53.02.02.219	**UTILITY ELECTRIC**	**-**	**-**
53.02.02.219	**UTILITY GAS**	**-**	**-**
53.02.02.276	**AUDIT EXPENSES**	**1,500**	**1,500**
53.02.02.277	**BUILDING MAINTENANCE SERVICE**	**-**	**-**
53.02.02.292	**ENGINEERING**	**100,000**	**100,000**
53.02.02.298	**CONSULTING SERVICES**	**-**	**-**
53.02.02.299	**OTHER CONTRACTUAL SERVICES**	**1,240,000**	**1,240,000**
	townhome/apartment incentives	500,000	**500,000**
	Valley View Bus Barn Parking Lot Contribution	250,000	250,000
	Uptown Square Incentives	300,000	300,000
	Professional Services	150,000	150,000
	McDonalds Incentive	40,000	40,000
	TOTAL CONTRACTUAL	**1,343,500**	**1,343,500**
CAPITAL OUTLAY			
53.02.02.405	**LAND**	**900,000**	**500,000**
	Uptown Potential Prop	900,000	500,000
53.02.02.406	**BUILDINGS AND SYSTEMS**	**-**	**-**
		-	-
53.02.02.407	**IMPROVEMENTS**	0	**-**
		0	-
53.02.02.408	**FURNITURE, FIXTURES, AND EQUIPMENT**	**-**	**-**
		-	-
53.02.02.409	**INFRASTRUCTURE**	**960,000**	**865,000**
	Townhall Reconstruction and Lighting	280,000	280,000
	Phelps Extension and Lighting	225,000	225,000
	Fire Loops	80,000	80,000
	Streetscape	50,000	50,000
	Storm Sewer Replacement	130,000	130,000
	Relocate Water main	100,000	100,000
	Route 53 Marquee	45,000	
	Landscaping at Dalhart/Normantown	50,000	
	TOTAL CAPITAL OUTLAY	**1,860,000**	**1,365,000**
TRANSFERS			
53.02.02.752	**TRANSFER TO ROMEO ROAD TIF**	**-**	**-**
53.02.02.752	**TRANSFER TO TIF 4 - SPARTAN TIF**	**-**	**-**

		Budget Request	Original Request
	TOTAL DOWNTOWN TIF - ADMINISTRATION	**3,203,500**	**2,708,500**
DEBT SERVICE			
53.02.31.690	**PRINCIPAL PAYMENT**	1,940,000	1,940,000
53.02.31.691	**INTEREST PAYMENT**	994,700	994,700
53.02.31.695	**AGENT FEES**	1,000	1,000
	TOTAL DEBT SERVICE	**2,935,700**	**2,935,700**
STREET & SANITATION COST CENTER (BOND FUNDS)			
CAPITAL OUTLAY			
53.08.15.409	**INFRASTRUCTURE**	-	-
		-	-
		-	-
	TOTAL DOWNTOWN TIF - STREET & SANITATION (BOND FUNDS)	**-**	**-**
RECREATION FACILITIES (BOND FUNDS)			
CAPITAL OUTLAY			
53.13.17.406	**BUILDINGS AND GROUNDS**	**18,530,700**	**18,530,700**
	TOTAL DOWNTOWN TIF - RECREATION FACILITIES (BOND FUNDS)	**18,530,700**	**18,530,700**
TOTAL DOWNTOWN TIF - RECREATION FACILITIES (BOND FUNDS)		**24,669,900**	**24,174,900**

2020-2021 Expense History Report - Budget Worksheet Report

Budget Year 2021

G/L Account	Account Description	2016 Actual Amount	2017 Actual Amount	2018 Actual Amount	2019 Actual Amount	2020 Estimated Amount	2020 Adopted Budget	2021 Adopted
Fund	**53 - Downtown TIF Fund**							
Department	**02 - Administration**							
Cost Center	**02 - Operations**							
Contractual								
53.02.02.211	Legal Services	.00	.00	.00	.00	.00	2,000.00	2,000.00
53.02.02.276	Audit Expenses	825.00	.00	825.00	825.00	1,500.00	1,500.00	1,500.00
53.02.02.292	Engineering Services	.00	.00	.00	.00	.00	.00	100,000.00
53.02.02.299	Other Contractual Services	430,032.84	369,614.32	195,938.25	14,338.07	10,000.00	1,059,100.00	1,240,000.00
	Contractual Totals	$430,857.84	$369,614.32	$196,763.25	$15,163.07	$11,500.00	$1,062,600.00	$1,343,500.00
Fixed Assets								
53.02.02.405	Land	218,000.00	1,200,000.00	165,299.03	42,045.00	.00	650,000.00	900,000.00
53.02.02.406	Buildings & Systems	17,637.12	.00	10,420.74	.00	.00	.00	.00
53.02.02.409	Infrastructure	169,223.36	157,979.86	284,991.07	.00	.00	620,000.00	960,000.00
	Fixed Assets Totals	$404,860.48	$1,357,979.86	$460,710.84	$42,045.00	$0.00	$1,270,000.00	$1,860,000.00
Other								
53.02.02.681	Bond Issuance Costs	.00	.00	.00	.00	450,000.00	.00	.00
	Other Totals	$0.00	$0.00	$0.00	$0.00	$450,000.00	$0.00	$0.00
	Cost Center **02 - Operations** Totals	$835,718.32	$1,727,594.18	$657,474.09	$57,208.07	$461,500.00	$2,332,600.00	$3,203,500.00
Cost Center	**31 - Debt Service**							
Other								
53.02.31.690	Principal Payments	1,120,000.00	1,140,000.00	1,180,000.00	1,200,000.00	1,225,000.00	1,225,000.00	1,940,000.00
53.02.31.691	Interest Payments	466,790.00	438,790.00	410,290.00	377,840.00	341,900.00	254,900.00	994,700.00
53.02.31.695	Agent Fees	1,095.00	1,000.00	950.00	950.00	1,000.00	1,000.00	1,000.00
	Other Totals	$1,587,885.00	$1,579,790.00	$1,591,240.00	$1,578,790.00	$1,567,900.00	$1,480,900.00	$2,935,700.00
	Cost Center **31 - Debt Service** Totals	$1,587,885.00	$1,579,790.00	$1,591,240.00	$1,578,790.00	$1,567,900.00	$1,480,900.00	$2,935,700.00
	Department **02 - Administration** Totals	$2,423,603.32	$3,307,384.18	$2,248,714.09	$1,635,998.07	$2,029,400.00	$3,813,500.00	$6,139,200.00

2020-2021 Expense History Report - Budget Worksheet Report

Budget Year 2021

G/L Account	Account Description	2016 Actual Amount	2017 Actual Amount	2018 Actual Amount	2019 Actual Amount	2020 Estimated Amount	2020 Adopted Budget	2021 Adopted
Fund	**53 - Downtown TIF Fund**							
Department	**13 - Recreation**							
Cost Center	**17 - Facility/Recreation Center**							
Fixed Assets								
53.13.17.406	Buildings & Systems	.00	.00	.00	.00	1,469,300.00	.00	18,530,700.00
	Fixed Assets Totals	$0.00	$0.00	$0.00	$0.00	$1,469,300.00	$0.00	$18,530,700.00
Cost Center	**17 - Facility/Recreation Center** Totals	$0.00	$0.00	$0.00	$0.00	$1,469,300.00	$0.00	$18,530,700.00
Department	**13 - Recreation** Totals	$0.00	$0.00	$0.00	$0.00	$1,469,300.00	$0.00	$18,530,700.00
Fund	**53 - Downtown TIF Fund** Totals	$2,423,603.32	$3,307,384.18	$2,248,714.09	$1,635,998.07	$3,498,700.00	$3,813,500.00	$24,669,900.00

MARQUETTE TIF
FUND 54

COST CENTER NARRATIVE

FUND: MARQUETTE TIF CONSTRUCTION – FUND 54

DEPARTMENT: ADMINSTRATION

COST CENTER: MARQUETTE TIF CONSTRUCTION

PROGRAM DESCRIPTION:

The fund accounts for the Marquette TIF project activities. The TIF area includes the Marquette Business Park. The TIF was formed in 1989 and $2.6 million in bonds were issued for various projects including storm water improvements, water system improvements, road improvements and construction of Fire Station #2. The original projects have been substantially completed. In 2018 a portion of Marquette TIF territory located east of Route 53 was moved into the Independence Blvd TIF. This territory has been slow to develop/redevelop. Removal will have a minimal financial impact on the Marquette TIF while providing additional time for the territory to redevelop under the benefits provided by a TIF district.

OBJECTIVES:
CURRENT FISCAL YEAR:

Import funds into the Downtown TIF.

Distribute 30% of the tax funds (2018 levy) as a surplus to the various taxing bodies.

Repave Marquette Business Park Roads

LONG TERM:

Utilize TIF funds in an appropriate manner to provide maximum long term benefits to the Village's residents and business community.

BUDGET HIGHLIGHT:

The Marquette TIF has been extended for 12 years and will now expire in 2024 (FY 25-26 for revenue purposes). Sixth year of 30% distribution.

CAPITAL REQUESTS

VILLAGE OF ROMEOVILLE

PUBLIC WORKS BUDGETED CAPITAL IMPROVEMENT PLAN

FISCAL YEARS 2020-21

ACCOUNT NUMBER	CAPITAL PROJECT	DEPARTMENT	BUDGETED REQUESTS 2020-21
MARQUETTE TIF FUND			
54.02.02.409	Marquette Business Park Street Resurfacing	PUBLIC WORKS	100,000
	TOTAL MARQUETTE TIF FUND		**100,000**

VILLAGE OF ROMEOVILLE

PUBLIC WORKS CAPITAL IMPROVEMENT PLAN

FISCAL YEARS 2020-21 TO 2024-25

ACCOUNT NUMBER	CAPITAL PROJECT	DEPARTMENT	DEPT RANK	2020-21	2021-22	2022-23	2023-24	2024-25	TOTAL	FUNDING
54.02.02.409	Marquette Business Park Patching	PUBLIC WORKS		-	-	-	-	50,000	50,000	MARQUETTE TIF
54.02.02.409	Marquette Business Park Crack Sealing, Sealcoating, striping	PUBLIC WORKS				50,000	-		50,000	MARQUETTE TIF
54.02.02.409	Marquette Business Park Street Resurfacing	PUBLIC WORKS		100,000	-	-	-		100,000	MARQUETTE TIF
	TOTAL MARQUETTE TIF FUND			**100,000**	**-**	**50,000**	**-**		**150,000**	

Goals and Objectives: 2020-2021 Budget

DEPARTMENT: **PUBLIC WORKS**

FUND: **MARQUETTE TIF**

COST CENTER: **OPERATIONS**

ACCOUNT NUMBER: **54.02.02.409**

REQUEST TYPE: **PROJECT**

GOAL DESCRIPTION:

Marquette Business Park Street Resurfacing

GOAL OBJECTIVE:

Resurface streets throughout business park

COST: $100,000

MARQUETTE TIF CONSTRUCTION

		Budget Request	Original Request
CONTRACTUAL			
54.02.02.211	**LEGAL SERVICES**	-	
54.02.02.268	**TIF DISTRIBUTION TO TAXING BODIES**	**1,035,900**	**1,035,900**
54.02.02.269	**MISCELLANEOUS**	**0**	**0**
54.02.02.276	**AUDIT EXPENSES**	**1,500**	**1,500**
54.02.02.292	**ENGINEERING**	-	-
54.02.02.298	**CONSULTING SERVICES**	-	-
54.02.02.299	**OTHER CONTRACTUAL SERVICES** Duke Incentives	**150,000**	**150,000**
	TOTAL CONTRACTUAL	**1,187,400**	**1,187,400**
CAPITAL OUTLAY			
54.02.02.405	**LAND**	-	-
	Prop Purchase	-	-
54.02.02.409	**INFRASTRUCTURE** Marquette Roadway Patching Marquette Bike Path Mainteance	**100,000**	**1,600,000**
	TOTAL CAPITAL OUTLAY	**100,000**	**1,600,000**
TRANSFERS			
54.02.02.753	**TRANSFER TO DOWNTOWN TIF**	**687,600**	**687,600**
54.02.02.744	**TRANSFER TO INDEPENDENCE TIF**	**650,000**	
	TOTAL TRANSFERS	**1,337,600**	**687,600**
	TOTAL MARQUETTE TIF CONSTRUCTION	**1,975,000**	**3,475,000**

2020-2021 Expense History Report - Budget Worksheet Report

Budget Year 2021

G/L Account	Account Description	2016 Actual Amount	2017 Actual Amount	2018 Actual Amount	2019 Actual Amount	2020 Estimated Amount	2020 Adopted Budget	2021 Adopted
Fund **54 - Marquette TIF Construction Fund**								
Department **02 - Administration**								
Cost Center **02 - Operations**								
Contractual								
54.02.02.268	Distrib. to Taxing Bodies	814,888.51	817,044.26	813,505.49	999,119.02	1,068,300.00	1,068,300.00	1,035,900.00
54.02.02.276	Audit Expenses	825.00	.00	825.00	825.00	1,500.00	1,500.00	1,500.00
54.02.02.299	Other Contractual Services	.00	.00	157,503.29	139,562.63	139,500.00	150,000.00	150,000.00
	Contractual Totals	$815,713.51	$817,044.26	$971,833.78	$1,139,506.65	$1,209,300.00	$1,219,800.00	$1,187,400.00
Fixed Assets								
54.02.02.409	Infrastructure	43,853.46	590.25	.00	111,224.12	.00	1,000,000.00	100,000.00
	Fixed Assets Totals	$43,853.46	$590.25	$0.00	$111,224.12	$0.00	$1,000,000.00	$100,000.00
Transfers								
54.02.02.744	Transfer to Independence TIF	.00	.00	.00	.00	413,400.00	600,000.00	560,000.00
54.02.02.753	Transfer to Downtown TIF Construction Fund	1,866,300.00	1,938,000.00	1,900,000.00	2,074,000.00	1,755,200.00	755,200.00	3,027,500.00
	Transfers Totals	$1,866,300.00	$1,938,000.00	$1,900,000.00	$2,074,000.00	$2,168,600.00	$1,355,200.00	$3,587,500.00
	Cost Center **02 - Operations** Totals	$2,725,866.97	$2,755,634.51	$2,871,833.78	$3,324,730.77	$3,377,900.00	$3,575,000.00	$4,874,900.00
	Department **02 - Administration** Totals	$2,725,866.97	$2,755,634.51	$2,871,833.78	$3,324,730.77	$3,377,900.00	$3,575,000.00	$4,874,900.00
	Fund **54 - Marquette TIF Construction Fund** Totals	$2,725,866.97	$2,755,634.51	$2,871,833.78	$3,324,730.77	$3,377,900.00	$3,575,000.00	$4,874,900.00

FACILITY CONSTRUCTION FUND 59

COST CENTER NARRATIVE

FUND: FACILITY CONSTRUCTION – FUND 59

DEPARTMENT: ADMINISTRATION

COST CENTER: FACILITY CONSTRUCTION

PROGRAM DESCRIPTION:

The fund accounts for the activities associated with the construction of Village facilities including a new Village Hall, Police Station, Deer Crossing Park, Fire Station Number# 1 & 3, the realignment/construction of Arsenal Road, expand the Recreation Center parking lot, refurbish two former Valley View building into Recreation Center storage facilities and Veteran's Parkway Improvements. Village growth necessitated new facilities. The Police Station was inadequate to properly house its employees. The Village Hall/Police Station construction has been completed, Fire Station #1 & #3 has been completed and the Arsenal Road/Recreation project has been completed. A number of other projects have been competed out of the fund.

OBJECTIVES:
CURRENT FISCAL YEAR:

Purchase Target Store.

Purchase and Develop Diocese Property

Complete New Public Works Facilities

LONG TERM:

Construct the facilities necessary to allow staff to properly serve the Village. The facilities are designed to accommodate staffing levels needed when the Village is fully "built out".

BUDGET HIGHLIGHT:

Complete New Public Works Facilities (40% Facility Construction – 60% Water and Sewer)

CAPITAL REQUESTS

VILLAGE OF ROMEOVILLE

PUBLIC WORKS BUDGETED CAPITAL IMPROVEMENT PLAN

FISCAL YEARS 2020-21

ACCOUNT NUMBER	CAPITAL PROJECT	DEPARTMENT	BUDGETED REQUESTS 2020-21
FACILITY CONSTRUCTION FUND			
59.08.02.405	Target Land Purchase	FACILITY CONSTRUCTION	2,000,000
59.08.02.405	Diocese Lands Purchase	FACILITY CONSTRUCTION	2,700,000
59.08.02.406	Public Works Facility Site Improvements Phase II	FACILITY CONSTRUCTION	1,200,000
59.08.02.407	Diocese Development	FACILITY CONSTRUCTION	2,580,000
59.08.02.407	Target Build Out/Architectual Fees	FACILITY CONSTRUCTION	200,000
59.08.02.407	Storage Deer Crossing	FACILITY CONSTRUCTION	200,000
59.08.02.409	Pinnacle Drive Extention	FACILITY CONSTRUCTION	3,000,000
			11,880,000

VILLAGE OF ROMEOVILLE

PUBLIC WORKS CAPITAL IMPROVEMENT PLAN

FISCAL YEARS 2020-21 TO 2024-25

ACCOUNT NUMBER	CAPITAL PROJECT	DEPARTMENT	DEPT RANK	2020-21	2021-22	2022-23	2023-24	2024-25	TOTAL	FUNDING
59.08.02.405	Target Land Purchase	FACILITY CONSTRUCTION		2,000,000	-	-	-	-	2,000,000	FACILITY CONSTRUCTION FU
59.08.02.405	Diocese Lands Purchase	FACILITY CONSTRUCITON		2,700,000	-	-	-	-	2,700,000	FACILITY CONSTRUCTION FU
59.08.02.406	Public Works Facility Site Improvements Phase II	FACILITY CONSTRUCITON		1,200,000	-	-	-	-	1,200,000	FACILITY CONSTRUCTION FU
59.08.02.407	Diocese Development	FACILITY CONSTRUCTION		2,580,000					2,580,000	FACILITY CONSTRUCTION FU
59.08.02.407	Target Build Out/Architectual Fees	FACILITY CONSTRUCITON		200,000					200,000	FACILITY CONSTRUCTION FU
59.08.02.407	Storage Deer Crossing	FACILITY CONSTRUCITON		200,000					200,000	FACILITY CONSTRUCTION FU
59.08.02.409	Pinnacle Drive Extension	FACILITY CONSTRUCTION		3,000,000					3,000,000	FACILITY CONSTRUCTION FU
	TOTAL FACILITY CONSTRUCTION FUND			**11,880,000**	**-**	**-**	**-**	**-**	**11,880,000**	

Goals and Objectives: 2020-2021 Budget

DEPARTMENT: **ADMINISTRATION**

FUND: **FACILITY CONSTRUCTION**

COST CENTER: **ADMINISTRATION**

ACCOUNT NUMBER: **59.08.02.407**

REQUEST TYPE: **PROJECT**

GOAL DESCRIPTION:

Target Land Purchase

GOAL OBJECTIVE:

Target Land Purchase

COST: $2,000,000

Goals and Objectives: 2020-2021 Budget

DEPARTMENT: **ADMINISTRATION**

FUND: **FACILITY CONSTRUCTION**

COST CENTER: **ADMINISTRATION**

ACCOUNT NUMBER: **59.08.02.405**

REQUEST TYPE: **PROJECT**

GOAL DESCRIPTION:

Diocese Land

GOAL OBJECTIVE:

Diocese Land

COST: $2,700,000

Goals and Objectives: 2020-2021 Budget

DEPARTMENT: **PUBLIC WORKS**

FUND: **FACILITY CONSTRUCTION FUND**

COST CENTER: **OPERATIONS**

ACCOUNT NUMBER: **59.08.02.406**

REQUEST TYPE: **PROJECT**

GOAL DESCRIPTION:

Public Works Facility Site Improvements Phase II

GOAL OBJECTIVE:

Bldg C Demo and Rehab

COST: $1,200,000

Goals and Objectives: 2020-2021 Budget

DEPARTMENT: **ADMINISTRATION**

FUND: **FACILITY CONSTRUCTION**

COST CENTER: **ADMINISTRATION**

ACCOUNT NUMBER: **59.08.02.405**

REQUEST TYPE: **PROJECT**

GOAL DESCRIPTION:

Diocese Development

GOAL OBJECTIVE:

Diocese Development

COST: $2,580,000

Goals and Objectives: 2020-2021 Budget

DEPARTMENT: **ADMINISTRATION**

FUND: **FACILITY CONSTRUCTION**

COST CENTER: **ADMINISTRATION**

ACCOUNT NUMBER: **59.08.02.407**

REQUEST TYPE: **PROJECT**

GOAL DESCRIPTION:

Target Build Out and Architectural Fees

GOAL OBJECTIVE:

Target Build Out and Architectural Fees

COST: $200,000

Goals and Objectives: 2020-2021 Budget

DEPARTMENT: **ADMINISTRATION**

FUND: **GENERAL CORPORATE**

COST CENTER: **ADMINISTRATION**

ACCOUNT NUMBER: **59.08.02.407**

REQUEST TYPE: **PROJECT**

GOAL DESCRIPTION:

Deer Crossing Storage

GOAL OBJECTIVE:

The recreation center is in need of additional storage for materials and equipment used for special events at the Village Hall. A plan has already been designed for storage behind the Pavilion.

COST: $200,000

Goals and Objectives: 2020-2021 Budget

DEPARTMENT: **ADMINISTRATION**

FUND: **GENERAL CORPORATE**

COST CENTER: **ADMINISTRATION**

ACCOUNT NUMBER: **59.08.02.409**

REQUEST TYPE: **PROJECT**

GOAL DESCRIPTION:

Pinnacle Drive Extension

GOAL OBJECTIVE:

Pinnacle Drive Extension

COST: $3,000,000

FACILITY CONSTRUCTION

		Budget Request	Original Request
CONTRACTUAL			
59.08.02.292	**ENGINEERING SERVICES**	-	-
	TOTAL CONTRACTUAL	-	-
CAPITAL OUTLAY			
59.08.02.402	**NON-CAPITAL OUTLAY**	-	-
59.08.02.405	**LAND**	**4,700,000**	**4,200,000**
	Target	2,000,000	**2,000,000**
	Diocese	2,700,000	**2,200,000**
59.08.02.406	**BUILDINGS AND GROUNDS**	**1,200,000**	**1,200,000**
59.08.02.407	**IMPROVEMENTS**	**2,980,000**	-
	DEER CROSSING STORAGE	200,000	
	DIOCESE DEVELOPMENT	2,580,000	
	TARGET ARCHETECTUAL FEES/IMPROVEMENT COSTS	200,000	
59.08.02.408	**FURNITURE, FIXTURES & EQUIPMENT**	-	-
59.08.02.409	**INFRASTRUCTURE**	**3,000,000**	-
	PINNACLE DRIVE		
	TOTAL CAPITAL OUTLAY	**11,880,000**	**5,400,000**
TRANSFERS/OTHER		-	-
59.08.02.680	**RESERVE FOR CONTINGENCIES**	-	-
	TOTAL TRANSFER/OTHER	-	-
	TOTAL FACILITY CONSTRUCTION	**11,880,000**	**5,400,000**

2020-2021 Expense History Report - Budget Worksheet Report

Budget Year 2021

G/L Account	Account Description	2016 Actual Amount	2017 Actual Amount	2018 Actual Amount	2019 Actual Amount	2020 Estimated Amount	2020 Adopted Budget	2021 Adopted
Fund **59 - Facility Construction Fund**								
Department **08 - Public Works**								
Cost Center **02 - Operations**								
Contractual								
59.08.02.299	Other Contractual Services	.00	105,097.42	2,932.31	.00	.00	.00	.00
	Contractual Totals	$0.00	$105,097.42	$2,932.31	$0.00	$0.00	$0.00	$0.00
Fixed Assets								
59.08.02.402	Non-Capital Outlay	212,145.71	135,883.00	13,037.62	.00	.00	.00	.00
59.08.02.405	Land	.00	.00	267,500.00	.00	1,034,500.00	1,000,000.00	4,700,000.00
59.08.02.406	Buildings & Systems	2,902,805.10	1,857,892.17	750,521.43	186,011.40	2,600,000.00	2,600,000.00	1,200,000.00
59.08.02.407	Improvements	.00	9,696.00	342,214.39	40,758.51	1,100,000.00	1,100,000.00	2,980,000.00
59.08.02.408	Furniture, Fixtures & Equipment	.00	.00	.00	62,251.62	.00	.00	.00
59.08.02.409	Infrastructure	64,900.00	.00	.00	.00	.00	.00	3,000,000.00
59.08.02.410	Vehicles	.00	287,932.00	.00	.00	.00	.00	.00
	Fixed Assets Totals	$3,179,850.81	$2,291,403.17	$1,373,273.44	$289,021.53	$4,734,500.00	$4,700,000.00	$11,880,000.00
Other								
59.08.02.680	Contingency	.00	.00	.00	.00	.00	2,056,500.00	.00
	Other Totals	$0.00	$0.00	$0.00	$0.00	$0.00	$2,056,500.00	$0.00
	Cost Center **02 - Operations** Totals	$3,179,850.81	$2,396,500.59	$1,376,205.75	$289,021.53	$4,734,500.00	$6,756,500.00	$11,880,000.00
	Department **08 - Public Works** Totals	$3,179,850.81	$2,396,500.59	$1,376,205.75	$289,021.53	$4,734,500.00	$6,756,500.00	$11,880,000.00
	Fund **59 - Facility Construction Fund** Totals	$3,179,850.81	$2,396,500.59	$1,376,205.75	$289,021.53	$4,734,500.00	$6,756,500.00	$11,880,000.00

2004 BOND FUND 63

COST CENTER NARRATIVE

FUND: 2004 BOND CONSTRUCTION FUND – FUND 63

DEPARTMENT: PUBLIC WORKS

COST CENTER: 2004 BOND CONSTRUCTION FUND

PROGRAM DESCRIPTION:

The Village issued bonds in September of 2004 to extend and realign Airport Road ($5,225,000) and improve Budler Road ($1,775.000). The total cost of the two projects was $8,200,000. The Village will recapture a portion (up to $4.6 million) of the cost for both projects from developers as land is developed. $1,200,000 will be paid to the Carlson Brothers while the remaining possible $3.4 million in recapture will be used to make debt service payments or future road projects if and when the funds are received by the Village. Funds will also be used to pay for the Village's contributions to the Weber and I55 interchange project and all or a portion of the final payment due to Will County in December of 2026 ($694,790) for contributions to Gaskin and Weber Road to benefit the potential Meijer Store parcel.

OBJECTIVES:
CURRENT FISCAL YEAR:

Street Resurfacing	$100,000

LONG TERM:

Utilize the bond funds in an appropriate manner to provide maximum long term benefits to the Village's residents and business community.

BUDGET HIGHLIGHT:

CAPITAL REQUESTS

VILLAGE OF ROMEOVILLE

PUBLIC WORKS BUDGETED CAPITAL IMPROVEMENT PLAN

FISCAL YEARS 2020-21

ACCOUNT NUMBER	CAPITAL PROJECT	DEPARTMENT	BUDGETED REQUESTS 2020-21
2004 BOND CONSTRUCTION FUND			
63.02.02.409	Street Resurfacing (Collector & In-House)	2004 BOND CONSTRUCTION	100,000
63.02.02.409	Taylor Road Traffic Signal	2004 BOND CONSTRUCTION	250,000
	TOTAL 2004 BOND CONSTRUCTION FUND		**350,000**

VILLAGE OF ROMEOVILLE

PUBLIC WORKS CAPITAL IMPROVEMENT PLAN

FISCAL YEARS 2020-21 TO 2024-25

ACCOUNT NUMBER	CAPITAL PROJECT	DEPARTMENT	DEPT RANK	2020-21	2021-22	2022-23	2023-24	2024-25	TOTAL	FUNDING
63.02.02.409	Street Resurfacing (Collector & In-House)	2004 BOND CONSTRUCTION		100,000	100,000	100,000	100,000	100,000	500,000	2004 BOND CONSTRUCTION
63.02.02.409	Taylor Road Traffic Signal	2004 BOND CONSTRUCTION		250,000	-	-	-	-	250,000	2004 BOND CONSTRUCTION
	TOTAL 2004 BOND CONSTRUCTION FUND			**350,000**	**100,000**	**100,000**	**100,000**	**100,000**	**750,000**	

Goals and Objectives: 2020-2021 Budget

DEPARTMENT: **PUBLIC WORKS**

FUND: **BOND CONSTRUCTION FUND**

COST CENTER: **OPERATIONS**

ACCOUNT NUMBER: **63.02.02.409**

REQUEST TYPE: **PROJECT**

GOAL DESCRIPTION:

Street Resurfacing Program

GOAL OBJECTIVE:

Rehabilitation of various streets of the Village in order to maintain an acceptable level of serviceability.

Street Resurfacing Program will be accomplished by utilizing funds from the multiple account sources listed below:

Fund 01 – Corporate Fund	**$1,793,000**
Fund 21 – Local Gas Tax Fund	**$ 150,000**
Fund 51 – 2001 A Bond Fund	**$ 60,000**
Fund 63 – 2004 Bond Fund	**$ 100,000**

COST: $100,000

Goals and Objectives: 2020-2021 Budget

DEPARTMENT: **ADMINISTRATION**

FUND: **BOND CONSTRUCTION FUND**

COST CENTER: **OPERATIONS**

ACCOUNT NUMBER: **63.02.02.409**

REQUEST TYPE: **PROJECT**

GOAL DESCRIPTION:

Taylor Road Traffic Signal

GOAL OBJECTIVE:

Taylor Road Traffic Signal

COST: $250,000

2004 BOND CONSTRUCTION FUND

		Budget Request	Original Request
CAPITAL OUTLAY			
63.02.02.409	**INFRASTRUCTURE**	**350,000**	**100,000**
	Street Resurfacing (Collector and In-House)	100,000	100,000
	Taylor Road Traffic Signal	250,000	
	TOTAL CAPITAL OUTLAY	**350,000**	**100,000**
	TOTAL 2004 BOND CONSTRUCTION FUND	**350,000**	**100,000**

2020-2021 Expense History Report - Budget Worksheet Report

Budget Year 2021

G/L Account	Account Description	2016 Actual Amount	2017 Actual Amount	2018 Actual Amount	2019 Actual Amount	2020 Estimated Amount	2020 Adopted Budget	2021 Adopted
Fund	**63 - 2004 Bond Construction Fund**							
Department	**02 - Administration**							
Cost Center	**02 - Operations**							
Fixed Assets								
63.02.02.402	Non-Capital Outlay	149,853.95	.00	.00	.00	.00	.00	.00
63.02.02.409	Infrastructure	.00	195,728.19	105,707.00	380,879.27	100,000.00	100,000.00	350,000.00
	Fixed Assets Totals	$149,853.95	$195,728.19	$105,707.00	$380,879.27	$100,000.00	$100,000.00	$350,000.00
	Cost Center **02 - Operations** Totals	$149,853.95	$195,728.19	$105,707.00	$380,879.27	$100,000.00	$100,000.00	$350,000.00
	Department **02 - Administration** Totals	$149,853.95	$195,728.19	$105,707.00	$380,879.27	$100,000.00	$100,000.00	$350,000.00
	Fund **63 - 2004 Bond Construction Fund** Totals	$149,853.95	$195,728.19	$105,707.00	$380,879.27	$100,000.00	$100,000.00	$350,000.00

ROMEO ROAD TIF FUND 74

COST CENTER NARRATIVE

FUND: ROMEO ROAD TIF – FUND 74

DEPARTMENT: ADMINSTRATIION

COST CENTER: ROMEO ROAD TIF CONSTRUCTION

PROGRAM DESCRIPTION:

The fund accounts for the Romeo Road TIF project activities. The TIF consists of 4 parcels located on the North East corner of Route 53 and 135th Street (Independence Blvd and Romeo Road). The activities consist of paying $350,000 in incentives to the developer of the Walgreens being built in the TIF area (Completed), $350,000 to construct the Walgreens Turn Lane and $200,000 to run the Water Line under Route 53 from the cemetery. The Water Line was completed by April 30, 2011.

The incentives were used to offset needed infrastructure improvements (Road and Storm-water) and additional design features to the building. The project would not have occurred without the TIF. The site was formerly a closed Amoco Station, located just outside the Village, with environmental issues.

Funds may also to be used to support Downtown TIF activities.

OBJECTIVES:
CURRENT FISCAL YEAR:

Annual Property Tax $31,300

LONG TERM:

Construct the Walgreens Turn Lane $ 450,000

Utilize TIF funds in an appropriate manner to provide maximum long term benefits to the Village's residents and business community.

BUDGET HIGHLIGHT:

The turn lane will improve traffic flow at the Rt. 53 and 135th St. (Romeo Road) intersection.

ROMEO ROAD TIF FUND

		Budget Request	Original Request
CONTRACTUAL			
74.07.02.276	**AUDIT EXPENSES**	**1,500**	**1,500**
74.07.02.292	**ENGINEERNG SERVICES**	**18,500**	**18,500**
74.07.02.299	**OTHER CONTRACTUAL SERVICES**	**16,000**	**16,000**
	TOTAL CONTRACTUAL	**36,000**	**36,000**
	TOTAL ROMEO ROAD TIF	**36,000**	**36,000**

2020-2021 Expense History Report - Budget Worksheet Report

Budget Year 2021

G/L Account	Account Description	2016 Actual Amount	2017 Actual Amount	2018 Actual Amount	2019 Actual Amount	2020 Estimated Amount	2020 Adopted Budget	2021 Adopted
Fund **74 - Romeo Road TIF Fund**								
Department **07 - CSD**								
Cost Center **02 - Operations**								
Contractual								
74.07.02.276	Audit Expenses	825.00	.00	825.00	825.00	1,500.00	1,500.00	1,500.00
74.07.02.292	Engineering Services	.00	.00	.00	.00	.00	20,000.00	18,500.00
74.07.02.299	Other Contractual Services	.00	.00	.00	.00	.00	18,500.00	16,000.00
	Contractual Totals	$825.00	$0.00	$825.00	$825.00	$1,500.00	$40,000.00	$36,000.00
	Cost Center **02 - Operations** Totals	$825.00	$0.00	$825.00	$825.00	$1,500.00	$40,000.00	$36,000.00
	Department **07 - CSD** Totals	$825.00	$0.00	$825.00	$825.00	$1,500.00	$40,000.00	$36,000.00
	Fund **74 - Romeo Road TIF Fund** Totals	$825.00	$0.00	$825.00	$825.00	$1,500.00	$40,000.00	$36,000.00

TIF
FUND 75

COST CENTER NARRATIVE

FUND: UPPER GATEWAY NORTH TIF – FUND 75

DEPARTMENT: ADMINSTRATION

COST CENTER: UPPER GATEWAY NORTH TIF – FUND 75

PROGRAM DESCRIPTION:

The fund accounts for the TIF 4 Upper Gateway North TIF. The Village has formed a TIF District located on Route 53 and Joliet Road (Lambrect property) that is contiguous to the Marquette TIF. The Tax Increment Financing will provide the funding mechanism for the improvements required by the developer to make the site economically viable.

A developer is developing the Lambrect property located on Route 53 and Joliet Road. The site requires substantial environmental clean-up and infrastructure improvements including storm water, traffic signals and ring road construction. The site may have either one or two industrial buildings totaling 300,000 square feet plus underground mining. Other uses will be a Refueling Station and Truck Wash. The only way to make the project financially viable was to form the TIF. The developer required 90% of the TIF revenue to offset a portion of the required site development costs. TIF notes of up to $9 million were/will be issued shortly after formation and Bonds will be issued several years into the project.

OBJECTIVES:
CURRENT FISCAL YEAR:

Continue Development

LONG TERM:

Utilize TIF funds in an appropriate manner to provide maximum long term benefits to the Village's residents and business community and to create a viable small industrial park that attracts quality businesses.

BUDGET HIGHLIGHT:

Finalize Construction of Industrial Buildings, RT 53 Improvements Punch List and the Truck Wash.

UPPER GATEWAY NORTH TIF - TIF 4

		Budget Request	Original Request
CONTRACTUAL			
75.06.31.691	**INTEREST PAYMENTS**	**180,000**	**180,000**
75.06.31.695	**AGENT FEES**	**800**	**800**
	TOTAL DEBT SERVICE	**180,800**	**180,800**
	TOTAL UPPER GATEWAY NORTH TIF 4	**180,800**	**180,800**

2020-2021 Expense History Report - Budget Worksheet Report

Budget Year 2021

G/L Account	Account Description	2016 Actual Amount	2017 Actual Amount	2018 Actual Amount	2019 Actual Amount	2020 Estimated Amount	2020 Adopted Budget	2021 Adopted
Fund	**75 - Upper Gateway North - TIF 4**							
Department	**06 - Finance**							
Cost Center	**31 - Debt Service**							
Other								
75.06.31.691	Interest Payments	.00	.00	.00	1,450.71	2,000.00	250,000.00	180,000.00
75.06.31.695	Agent Fees	.00	.00	.00	1,550.00	800.00	1,600.00	800.00
	Other Totals	$0.00	$0.00	$0.00	$3,000.71	$2,800.00	$251,600.00	$180,800.00
	Cost Center **31 - Debt Service** Totals	$0.00	$0.00	$0.00	$3,000.71	$2,800.00	$251,600.00	$180,800.00
	Department **06 - Finance** Totals	$0.00	$0.00	$0.00	$3,000.71	$2,800.00	$251,600.00	$180,800.00

2020-2021 Expense History Report - Budget Worksheet Report

Budget Year 2021

G/L Account	Account Description	2016 Actual Amount	2017 Actual Amount	2018 Actual Amount	2019 Actual Amount	2020 Estimated Amount	2020 Adopted Budget	2021 Adopted
Fund	**75 - Upper Gateway North - TIF 4**							
Department	**08 - Public Works**							
Cost Center	**02 - Operations**							
Contractual								
75.08.02.299	Other Contractual Services	.00	.00	3,384,000.00	.00	.00	.00	20,000.00
	Contractual Totals	$0.00	$0.00	$3,384,000.00	$0.00	$0.00	$0.00	$20,000.00
	Cost Center **02 - Operations** Totals	$0.00	$0.00	$3,384,000.00	$0.00	$0.00	$0.00	$20,000.00
	Department **08 - Public Works** Totals	$0.00	$0.00	$3,384,000.00	$0.00	$0.00	$0.00	$20,000.00
	Fund **75 - Upper Gateway North - TIF 4** Totals	$0.00	$0.00	$3,384,000.00	$3,000.71	$2,800.00	$251,600.00	$200,800.00

2013 BOND FUND 76

COST CENTER NARRATIVE

FUND: SPARTAN TIF

DEPARTMENT: ADMINSTRATION

COST CENTER: SPARTAN TIF

PROGRAM DESCRIPTION:

The fund accounts for the TIF 5 Spartan Square TIF. The Village hopes to form a TIF district that is contiguous to the Downtown TIF at the intersection of Route 53 and 135th Street (Romeo Road) which would extend south to Taylor Road and would include Romeoville High School and property east of Route 53 and south of 135th street. . The plan calls for infrastructure improvements, landscaping and beautification within the TIF. The Tax Increment Financing will provide the funding mechanism for the improvements. The Village will work with all the taxing bodies located within the proposed TIF to obtain their input and understanding during the formation promise.

OBJECTIVES:
CURRENT FISCAL YEAR:

Investigate forming the TIF

LONG TERM:

Landscape Islands on Route 53 South of 135th Street

Utilize TIF funds in an appropriate manner to provide maximum long term benefits to the Village's residents and business community and to create a viable commercial retail and residential area that attracts residents from all parts of Romeoville.

BUDGET HIGHLIGHT:

Form the TIF FY 20-21

		Budget Request	Original Request
2013 BOND FUND			
CAPITAL OUTLAY			
76.10.01.406	**BUILDINGS AND SYTEMS**	-	-
	TOTAL CAPITAL OUTLAY	-	-
TOTAL CAPITAL OUTLAY		-	-

2020-2021 Expense History Report - Budget Worksheet Report

Budget Year 2021

G/L Account	Account Description	2016 Actual Amount	2017 Actual Amount	2018 Actual Amount	2019 Actual Amount	2020 Estimated Amount	2020 Adopted Budget	2021 Adopted
	Net Grand Totals							

LOWER GATEWAY SOUTH TIF-5

COST CENTER NARRATIVE

FUND: LOWER GATEWAY SOUTH TIF – FUND 77

DEPARTMENT: ADMINSTRATION

COST CENTER: LOWER GATEWAY SOUTH TIF – FUND 77

PROGRAM DESCRIPTION:

The fund accounts for the Lower Gateway South TIF. The Village has formed a TIF District located on Route 53 and Joliet Road (Lambrect property) that is just south of the Upper Gateway North TIF. It is separated by the un-annexed ComEd easement. ComEd would not allow the Village to annex the property to make it contiguous to the Upper Gateway North TIF. The Tax Increment Financing will provide the funding mechanism for the improvements required by the developer to make the site economically viable.

A developer is developing the Lambrect property located on Route 53 and Joliet Road. The site requires substantial environmental clean-up and infrastructure improvements. The lower site may have one or two small industrial buildings totaling under 75,000 square feet plus underground mining. The only way to make the project financially viable was to form the TIF. The developer required 90% of the TIF revenue to offset a portion of the required site development costs. The incentive will be paid each year as TIF increment is received.

OBJECTIVES:
CURRENT FISCAL YEAR:

Finalize Development

LONG TERM:

Utilize TIF funds in an appropriate manner to provide maximum long term benefits to the Village's residents and business community and to create a viable small industrial park that attracts quality businesses.

BUDGET HIGHLIGHT:

		Budget Request	Original Request
LOWER GATEWAY SOUTH TIF - TIF 5			
ADMINISTRATION COST CENTER			
CONTRACTUAL			
77.08.02.211	**LEGAL SERVICES**	**-**	**-**
77.08.02.276	**AUDIT EXPENSES**	**-**	**-**
77.08.02.299	**OTHER CONTRACTUAL SERVICES** Incentive Payment - Abbott Land LLC	**50,000**	**50,000**
	TOTAL CONTRACTUAL	**50,000**	**50,000**
	TOTA LOWER GATEWAY SOUTH TIF - TIF 5	**50,000**	**50,000**
TOTAL LOWER GATEWAY SOUTH TIF - TIF 5		**50,000**	**50,000**

2020-2021 Expense History Report - Budget Worksheet Report

Budget Year 2021

G/L Account	Account Description	2016 Actual Amount	2017 Actual Amount	2018 Actual Amount	2019 Actual Amount	2020 Estimated Amount	2020 Adopted Budget	2021 Adopted
Fund	**77 - Lower Gateway South - TIF 5**							
Department	**08 - Public Works**							
Cost Center	**02 - Operations**							
Contractual								
77.08.02.299	Other Contractual Services	.00	.00	.00	553.80	1,200.00	5,000.00	50,000.00
	Contractual Totals	$0.00	$0.00	$0.00	$553.80	$1,200.00	$5,000.00	$50,000.00
	Cost Center **02 - Operations** Totals	$0.00	$0.00	$0.00	$553.80	$1,200.00	$5,000.00	$50,000.00
	Department **08 - Public Works** Totals	$0.00	$0.00	$0.00	$553.80	$1,200.00	$5,000.00	$50,000.00
	Fund **77 - Lower Gateway South - TIF 5** Totals	$0.00	$0.00	$0.00	$553.80	$1,200.00	$5,000.00	$50,000.00

INDEPENDENCE BLVD TIF-FUND 78

COST CENTER NARRATIVE

FUND: INDEPENDENCE BLVD TIF – FUND 78

DEPARTMENT: ADMINSTRATION

COST CENTER: INDEPENDENCE BLVD TIF – FUND 78

PROGRAM DESCRIPTION:

The fund accounts for the Independence Blvd. TIF. The Village in 2017 formed a TIF District located on the north side of Independence Blvd. (Route 53) between Enterprise Drive and Honeytree Drive. The Tax Increment Financing will provide the funding mechanism for the improvements required to revitalize the area to make it economically viable. The district was expanded to include territories east of Route 53 that were included in the Marquette TIF and other nearby properties. The transition of properties between the TIFs will have a minimal financial impact on the Marquette TIF while providing additional time for the territory to redevelop under the benefits provided by a TIF district.

OBJECTIVES:
CURRENT FISCAL YEAR:

Start Development

Plan Development of Cornerstone Property into a park

LONG TERM:

Utilize TIF funds in an appropriate manner to provide maximum long term benefits to the Village's residents and business community through infrastructure improvements, including a traffic signal to allow better access to the properties located east of Route 53 within the TIF district and incentives to develop or redevelop properties s located within the TIF.

BUDGET HIGHLIGHT:

Second Year of Tax Collection

CAPITAL REQUESTS

VILLAGE OF ROMEOVILLE

PUBLIC WORKS BUDGETED CAPITAL IMPROVEMENT PLAN

FISCAL YEARS 2020-21

ACCOUNT NUMBER	CAPITAL PROJECT	DEPARTMENT	BUDGETED REQUESTS 2020-21
INDEPENDENCE TIF			
78.02.02.405	Cornerstone Park	INDEPENDENCE TIF	650,000
			650,000

VILLAGE OF ROMEOVILLE

PUBLIC WORKS CAPITAL IMPROVEMENT PLAN

FISCAL YEARS 2020-21 TO 2024-25

ACCOUNT NUMBER	CAPITAL PROJECT	DEPARTMENT	DEPT RANK	2020-21	2021-22	2022-23	2023-24	2024-25	TOTAL	FUNDING
78.02.02.405	Cornerstone Park	INDEPENDENCE TIF		650,000	-	-	-	-	650,000	INDEPENDENCE TIF
	TOTAL 2004 BOND CONSTRUCTION FUND			**650,000**	**-**	**-**	**-**	**-**	**650,000**	

Goals and Objectives: 2020-2021 Budget

DEPARTMENT: **ADMINISTRATION**

FUND: **INDEPENDENCE TIF**

COST CENTER: **ADMINISTRATION**

ACCOUNT NUMBER: **78.02.02.405**

REQUEST TYPE: **PROJECT**

GOAL DESCRIPTION:

Cornerstone Park

GOAL OBJECTIVE:

Cornerstone Park

COST: $650,000

		Budget Request	Original Request
INDEPENDENCE ROAD TIF			
ADMINISTRATION COST CENTER			
CONTRACTUAL			
78.02.02.211	**LEGAL SERVICES**	-	-
78.02.02.276	**AUDIT EXPENSES**	-	-
78.02.02.299	**OTHER CONTRACTUAL SERVICES**	-	-
	TOTAL CONTRACTUAL	-	-
CAPITAL OUTLAY			
78.02.02.405	**LAND**	650,000	-
	TOTAL CAPITAL OUTLAY	650,000	-
OTHER			
78.02.02.686	**RESERVE FOR FUTURE PROJECTS**	90,000	90,000
	TOTAL OTHER	90,000	90,000
	TOTAL INDEPENDENCE ROAD TIF	740,000	90,000
TOTAL INDEPENDENCE ROAD TIF		740,000	90,000

2020-2021 Expense History Report - Budget Worksheet Report

Budget Year 2021

G/L Account	Account Description	2016 Actual Amount	2017 Actual Amount	2018 Actual Amount	2019 Actual Amount	2020 Estimated Amount	2020 Adopted Budget	2021 Adopted
Fund **78 - Independence Road TIF**								
Department **02 - Administration**								
Cost Center **02 - Operations**								
Contractual								
78.02.02.299	Other Contractual Services	.00	.00	.00	.00	1,700.00	.00	.00
	Contractual Totals	$0.00	$0.00	$0.00	$0.00	$1,700.00	$0.00	$0.00
Fixed Assets								
78.02.02.405	Land	.00	.00	.00	.00	500,000.00	600,000.00	650,000.00
	Fixed Assets Totals	$0.00	$0.00	$0.00	$0.00	$500,000.00	$600,000.00	$650,000.00
Other								
78.02.02.686	Reserve for Future Projects	.00	.00	.00	.00	.00	10,000.00	.00
	Other Totals	$0.00	$0.00	$0.00	$0.00	$0.00	$10,000.00	$0.00
	Cost Center **02 - Operations** Totals	$0.00	$0.00	$0.00	$0.00	$501,700.00	$610,000.00	$650,000.00
	Department **02 - Administration** Totals	$0.00	$0.00	$0.00	$0.00	$501,700.00	$610,000.00	$650,000.00
	Fund **78 - Independence Road TIF** Totals	$0.00	$0.00	$0.00	$0.00	$501,700.00	$610,000.00	$650,000.00
	Net Grand Totals	$0.00	$0.00	$0.00	$0.00	$501,700.00	$610,000.00	$650,000.00

BLUFF ROAD TIF-
FUND 79

COST CENTER NARRATIVE

FUND: BLUFF ROAD TIF – FUND 79

DEPARTMENT: ADMINSTRATION

COST CENTER: BLUFF ROAD TIF – FUND 79

PROGRAM DESCRIPTION:

The fund accounts for the Bluff Road TIF. The Village in 2017 formed a TIF District located on Bluff Road generally located on the eastern end of Bluff Road as well as Bluff Trials Subdivision at Joliet Road and Bluff Road, situated near the entrance into the Village. The Tax Increment Financing will provide the funding mechanism for the improvements required to develop the area by the developer to make the site economically viable and provide improvements desired by the Village.

OBJECTIVES:
CURRENT FISCAL YEAR:

Implement Developer Agreement - The Village entered into an agreement with CT Realty that will provide $14,550,000 in incentives to reimburse the developer for eligible TIF costs. The first $300,000 of increment after TIF establishment costs have been reimbursed to the Village ($109,500) and then a 50% split up to the incentive amount will be paid to the developer. CT Realty constructed two industrial buildings that exceeded over 1.3 million square feet and reconstructed/improved a significant portion of Bluff Road along with a number of other improvements.

LONG TERM:

Utilize TIF funds in an appropriate manner to provide maximum long term benefits to the Village's residents and business community through infrastructure improvements, including a traffic signal to allow better access to the properties located east of Route 53 within the TIF district and incentives to develop or redevelop properties s located within the TIF. Transfer funds to the Downtown TIF to support the repayment of the 2019B bonds to expand the Athletic and Event Center and construct the new fitness center/splash pad.

BUDGET HIGHLIGHT:

Second Year of Tax Collection and Agreement Payments

		Budget Request	Original Request
BLUFF ROAD TIF			
ADMINISTRATION COST CENTER			
CONTRACTUAL			
79.02.02.211	**LEGAL SERVICES**	-	-
79.02.02.276	**AUDIT EXPENSES**	-	-
79.02.02.299	**OTHER CONTRACTUAL SERVICES**	360,000	360,000
	TOTAL CONTRACTUAL	360,000	360,000
OTHER			
79.02.02.686	**RESERVE FOR FUTURE PROJECTS**	140,000	140,000
	TOTAL OTHER	140,000	140,000
	TOTAL BLUFF ROAD TIF	500,000	500,000
TOTAL BLUFF ROAD TIF		500,000	500,000

2020-2021 Expense History Report - Budget Worksheet Report

Budget Year 2021

G/L Account	Account Description	2016 Actual Amount	2017 Actual Amount	2018 Actual Amount	2019 Actual Amount	2020 Estimated Amount	2020 Adopted Budget	2021 Adopted
Fund **79 - Bluff Road TIF**								
Department **02 - Administration**								
Cost Center **02 - Operations**								
Contractual								
79.02.02.299	Other Contractual Services	.00	.00	.00	.00	84,800.00	300,000.00	360,000.00
	Contractual Totals	$0.00	$0.00	$0.00	$0.00	$84,800.00	$300,000.00	$360,000.00
Other								
79.02.02.686	Reserve for Future Projects	.00	.00	.00	.00	.00	110,000.00	140,000.00
	Other Totals	$0.00	$0.00	$0.00	$0.00	$0.00	$110,000.00	$140,000.00
	Cost Center **02 - Operations** Totals	$0.00	$0.00	$0.00	$0.00	$84,800.00	$410,000.00	$500,000.00
	Department **02 - Administration** Totals	$0.00	$0.00	$0.00	$0.00	$84,800.00	$410,000.00	$500,000.00
	Fund **79 - Bluff Road TIF** Totals	$0.00	$0.00	$0.00	$0.00	$84,800.00	$410,000.00	$500,000.00

NORMANTOWN ROAD TIF-FUND 80

COST CENTER NARRATIVE

FUND: NORMANTOWN ROAD TIF – FUND 80

DEPARTMENT: ADMINSTRATION

COST CENTER: NORMANTOWN ROAD TIF – FUND 80

PROGRAM DESCRIPTION:

The fund accounts for the Normantown Road TIF. The Village in 2018 formed a TIF District that includes vacant land near and surrounding the intersection of Normantown Rd and Weber Road roughly bound by the I-55 Expressway to the north and west, Brunswick Lane to the east and Chinaberry Court to the south. The Tax Increment Financing will provide the funding mechanism for the improvements required to develop the area, to make the site economically viable and provide improvements desired by the Village.

OBJECTIVES:
CURRENT FISCAL YEAR:

Work with Developers regarding development of the Barr Property.

LONG TERM:

Utilize TIF funds in an appropriate manner to provide maximum long term benefits to the Village's residents and business community through infrastructure improvements and provide incentives to develop or redevelop properties s located within the TIF.

BUDGET HIGHLIGHT:

Second Year of Collections

		Budget Request	Original Request
NORMATOWN ROAD TIF			
ADMINISTRATION COST CENTER			
CONTRACTUAL			
80.02.02.211	**LEGAL SERVICES**	-	-
80.02.02.276	**AUDIT EXPENSES**	-	-
80.02.02.299	**OTHER CONTRACTUAL SERVICES**	-	-
	TOTAL CONTRACTUAL	-	-
OTHER			
80.02.02.686	**RESERVE FOR FUTURE PROJECTS**	10,000	10,000
	TOTAL OTHER	10,000	10,000
	TOTAL NORMATOWN ROAD TIF	10,000	10,000
TOTAL NORMATOWN ROAD TIF		10,000	10,000

2020-2021 Expense History Report - Budget Worksheet Report

Budget Year 2021

G/L Account	Account Description	2016 Actual Amount	2017 Actual Amount	2018 Actual Amount	2019 Actual Amount	2020 Estimated Amount	2020 Adopted Budget	2021 Adopted
Fund **80 - Normantown Road TIF**								
Department **02 - Administration**								
Cost Center **02 - Operations**								
Other								
80.02.02.686	Reserve for Future Projects	.00	.00	.00	.00	.00	10,000.00	10,000.00
	Other Totals	$0.00	$0.00	$0.00	$0.00	$0.00	$10,000.00	$10,000.00
	Cost Center **02 - Operations** Totals	$0.00	$0.00	$0.00	$0.00	$0.00	$10,000.00	$10,000.00
	Department **02 - Administration** Totals	$0.00	$0.00	$0.00	$0.00	$0.00	$10,000.00	$10,000.00
	Fund **80 - Normantown Road TIF** Totals	$0.00	$0.00	$0.00	$0.00	$0.00	$10,000.00	$10,000.00

NORMANTOWN ROAD BUSINESS DISTRICT TIF FUND 81

COST CENTER NARRATIVE

FUND: NORMANTOWN RD BUSINESS DISTRICT-FUND 81

DEPARTMENT: ADMINSTRATION

COST CENTER: NORMANTOWN RD BUSINESS DISTRICT-FUND 81

PROGRAM DESCRIPTION:

The fund accounts for the Normantown Road Business District. The Village in 2019 formed a Business District that includes businesses and vacant land near and surrounding the intersection of Normantown Rd and Weber Road roughly bound by the I-55 Expressway to the north and west, Brunswick Lane to the east and Chinaberry Court to the south. The Village is allowed by State Statue to implement an additional 1% General Merchandise sales tax and 1% Hotel Tax. The Business District Financing will provide the funding mechanism for the improvements required to develop the area, to make the site economically viable and provide improvements desired by the Village.

OBJECTIVES:
CURRENT FISCAL YEAR:

Continue the process to implement the new access road and access point along Weber Road to replace the access point being removed as part of the I-55 Weber Road project that affects the 7-11, McDonalds and Discount Tire.

LONG TERM:

Utilize Business District funds in an appropriate manner to provide maximum long term benefits to the Village's residents and business community through infrastructure improvements and provide incentives to develop or redevelop properties s located within the district.

BUDGET HIGHLIGHT:

First Full Year of Collections of Business District Sales Tax and Hotel Tax.

		Budget Request	Original Request
NORMATOWN ROAD BUSINESS DISTRICT			
ADMINISTRATION COST CENTER			
CONTRACTUAL			
81.02.02.211	**LEGAL SERVICES**	-	-
81.02.02.276	**AUDIT EXPENSES**	-	-
81.02.02.299	**OTHER CONTRACTUAL SERVICES**	-	-
	TOTAL CONTRACTUAL	-	-
OTHER			
81.02.02.686	**RESERVE FOR FUTURE PROJECTS**	210,000	210,000
	TOTAL OTHER	210,000	210,000
	TOTAL NORMATOWN ROAD BUSINESS DISTRICT	210,000	210,000
TOTAL NORMATOWN ROAD BUSINESS DISTRICT		210,000	210,000

2020-2021 Expense History Report - Budget Worksheet Report

Budget Year 2021

G/L Account	Account Description	2016 Actual Amount	2017 Actual Amount	2018 Actual Amount	2019 Actual Amount	2020 Estimated Amount	2020 Adopted Budget	2021 Adopted
Fund	**81 - Normantown Rd Business District**							
Department	**02 - Administration**							
Cost Center	**02 - Operations**							
Other								
81.02.02.686	Reserve for Future Projects	.00	.00	.00	.00	.00	205,000.00	210,000.00
	Other Totals	$0.00	$0.00	$0.00	$0.00	$0.00	$205,000.00	$210,000.00
	Cost Center **02 - Operations** Totals	$0.00	$0.00	$0.00	$0.00	$0.00	$205,000.00	$210,000.00
	Department **02 - Administration** Totals	$0.00	$0.00	$0.00	$0.00	$0.00	$205,000.00	$210,000.00
	Fund **81 - Normantown Rd Business District** Totals	$0.00	$0.00	$0.00	$0.00	$0.00	$205,000.00	$210,000.00
	Net Grand Totals	$8,973,725.85	$8,675,247.47	$10,076,885.62	$5,685,009.15	$11,861,400.00	$15,226,600.00	$43,516,600.00

AIRPORT ROAD TIF FUND 82

COST CENTER NARRATIVE

FUND: AIRPORT ROAD TIF – FUND 82

DEPARTMENT: ADMINSTRATION

COST CENTER: AIRPORT ROAD TIF – FUND 82

PROGRAM DESCRIPTION:

The fund accounts for the Airport Road TIF. The Village in FY 2020-21 may form a TIF District located on Airport Road including the Local 150 site and other nearby properties. The Tax Increment Financing will provide the funding mechanism for the improvements required to develop the area, to make the site economically viable and provide improvements desired by the Village.

OBJECTIVES:
CURRENT FISCAL YEAR:

Form the TIF

LONG TERM:

Utilize TIF funds in an appropriate manner to provide maximum long term benefits to the Village's residents and business community through infrastructure improvements and provide incentives to develop or redevelop properties s located within the TIF.

BUDGET HIGHLIGHT:

Form the TIF

		Budget Request	Original Request
AIRPORT ROAD TIF			
ADMINISTRATION COST CENTER			
CONTRACTUAL			
82.02.02.211	**LEGAL SERVICES**	-	-
82.02.02.276	**AUDIT EXPENSES**	-	-
82.02.02.299	**OTHER CONTRACTUAL SERVICES**	-	-
	TOTAL CONTRACTUAL	-	-
OTHER			
82.02.02.686	**RESERVE FOR FUTURE PROJECTS**	-	-
	TOTAL OTHER	-	-
	TOTAL AIRPORT ROAD TIF	-	-
TOTAL AIRPORT ROAD TIF		-	-

2020-2021 Expense History Report - Budget Worksheet Report

Budget Year 2021

G/L Account	Account Description	2016 Actual Amount	2017 Actual Amount	2018 Actual Amount	2019 Actual Amount	2020 Estimated Amount	2020 Adopted Budget	2021 Adopted
	Net Grand Totals							

FINANCE
WATER & SEWER
FUND 60

COST CENTER NARRATIVE

FUND: WATER AND SEWER FUND

DEPARTMENT: FINANCE DEPARTMENT

COST CENTER: ADMINISTRATION

PROGRAM DESCRIPTION:

The Finance Administration Cost Center consists of three Utility Billing Clerks and the Access Plus/Real Estate Transfer Tax Coordinator. The Cost Center is responsible for all water billing activities of the Village. The activities include responding to customer inquires and concerns, preparation of water bills, account maintenance and data entry, importing electronic reads into the system, account collections, coordination of meter installation and coordination of the shut-off process.

OBJECTIVES:
CURRENT FISCAL YEAR:

Replace the retiring Real Estate Transfer Tax Coordinator with a Water Billing Clerk and have the Real Estate Transfer Tax function incorporated by Water Billing.

LONG TERM:

Ensure that Finance Department continues to meet needs of all aspects of Village growth through technology and staff in an economic and efficient manner.

Investigate the feasibility of multiple billing cycles to provide a consistent work flow and to perform tasks in a manageable manner.

Generate and mail water bills in-house instead of the current practice of using a third party vendor.

Investigate the use of lock box service

BUDGET HIGHLIGHT:

Finance Department Reorganization

COST CENTER NARRATIVE

FUND: WATER AND SEWER FUND

DEPARTMENT: FINANCE DEPARTMENT

COST CENTER: VARIOUS DEBT PAYMENTS

PROGRAM DESCRIPTION:

The cost centers account for payments of principal, interest and agent fees for various series of bonds issued by the Village. The bonds were issued for Water and Sewer purposes. See chart below.

SERIES	PRINCIPAL	INTEREST	FEES	TOTAL
2019	$ 430,000	$597,100	$1,000	$1,028,100
ILEPA	$1,403,300	$297,900	$ 0	$1,701,200

OBJECTIVES:
CURRENT FISCAL YEAR:

Perform the required principal and interest payments.

LONG TERM:

Monitor bond issues for possible refinancing opportunities.

BUDGET HIGHLIGHT:

Total budgeted payments equal $2,729,300 (Principal $1,833,300 Interest $895,000 Agent Fees $1,000). Payments are budgeted in one cost center.

Second Year Series 2019 Bonds – $15 million 20 year bonds issue to build new Public Works Facilities (60% of the Cost) and other water and sewer projects. First principal payment in December of 2020.

PERSONNEL REQUESTS

VILLAGE OF ROMEOVILLE
FINANCE WATER & SEWER PERSONNEL PLAN
FISCAL YEAR 2020-21

DEPARTMENT	COST CENTER	POSITION	GRADE/STEP	QUANTITY	DEPT PRIORITY RANK	2020-21	ADDITIONAL COSTS	TOTAL
FINANCE	60.06.01.101	Real Estate Transfer Tax Coord	AFSCME 15/G	(1)	(1)	(92,300)		
FINANCE	60.06.01.101	Utility Billing Clerk	AFSCME 15/G	1	1	92,300		
	TOTAL FINANCE WATER & SEWER PERSONNEL REQUESTS					**-**	**-**	**-**

VILLAGE OF ROMEOVILLE
FINANCE DEPARTMENT WATER & SEWER PERSONNEL PLAN
FISCAL YEARS 2020-21 TO 2024-25

DEPARTMENT	COST CENTER	POSITION	GRADE/STEP	QUANTITY	DEPT PRIORITY RANK	2020-21	2021-22	2022-23	2023-24	2024-25	ADDITIONAL COSTS	TOTAL
FINANCE	60.06.01.101	Real Estate Transfer Tax Coord	AFSCME 15/G	(1)	(1)	(92,300)	-	-	-	-	-	(92,300)
FINANCE	60.06.01.101	Utility Billing Clerk	AFSCME 15/G	1	1	92,300	-	-	-	-	-	92,300
	TOTAL FINANCE DEPARTMENT PERSONNEL REQUESTS					$ -	$ -	$ -	$ -	$ -	$ -	$ -

Goals and Objectives: 2020-2021 Budget

DEPARTMENT: **FINANCE**

FUND: **GENERAL CORPORATE & WATER & SEWER**

COST CENTER: **ADMINISTRATION**

ACCOUNT NUMBER: **VARIOUS**

REQUEST TYPE: **PERSONNEL**

GOAL DESCRIPTION:

Reorganization of the Finance Department:

GOAL OBJECTIVE:

Replace Linda Spence's position of Real Estate Transfer Tax Coordinator with a Utility Billing Clerk position. Both positions are Union Grade 15's. The Utility Billing Clerk Position. The Real Estate Transfer Tax (RETT) duties will be handled by the Utility Billing Group which will relieve pressure from the Front Counter group to back up the RETT duties and have Union Grade 9 filling in for a Union Grade 15 position. All of the current UB Clerks are familiar with the RETT process. This will provide better coverage and flexibility for the department.

Assuming one of the two current FT Front Counter Clerks moves into Linda's vacated spot, that positon would be replaced with two PT Front Counter Clerks. This will provide more flexibility and better coverage for the Front Counter.

If Donna Bourg retires her position would be replaced by two Part Time positions. One in the Finance Department and one in the Police Department. There will be some savings if and when this move occurs.

COST: $0 on Finance Water Sewer

CAPITAL REQUESTS

VILLAGE OF ROMEOVILLE

FINANCE WATER & SEWER CAPITAL IMPROVEMENT PLAN

FISCAL YEARS 2020-21

ACCOUNT NUMBER	CAPITAL PROJECT	DEPARTMENT	2020-21
	TOTAL FINANCE WATER & SEWER CAPITAL REQUESTS		**-**

VILLAGE OF ROMEOVILLE
FINANCE DEPARTMENT CAPITAL IMPROVEMENT PLAN
FISCAL YEARS 2020-21 TO 2024-25

ACCOUNT NUMBER	CAPITAL PROJECT	DEPARTMENT	DEPT RANK	2020-21	2021-22	2022-23	2023-24	2024-25	TOTAL	FUNDING
TOTAL FINANCE DEPARTMENT - W & S CAPITAL REQUESTS				$ -	$ -	$ -	$ -	$ -	$ -	
TOTAL FINANCE DEPARTMENT - ALL FUNDS CAPITAL REQUESTS				**$ -**	**$ -**	**$ -**	**$ -**	**$ -**	**$ -**	

WATER & SEWER FUND: FINANCE ADMINISTRATION

			Budget Request	Original Request
SALARIES				
60.06.01.101	**FULL-TIME SALARIES**		**254,300**	**254,300**
	Utility Billing Clerk	Cajigas		
	Utility Billing Clerk	Maggio		
	Utility Billing Clerk	Dowhen		
	Utility Billing Clerk	Harrington		
60.06.01.105	**PART-TIME SALARIES**		**4,000**	**4,000**
	Seasonal / Temporary Clerks (1)			
60.06.01.106	**OVERTIME**		**5,000**	**5,000**
60.06.01.111	**GROUP INSURANCE**		**81,300**	**81,300**
60.06.01.121	**IMRF**		**31,000**	**31,100**
60.06.01.122	**FICA**		**16,600**	**16,700**
60.06.01.123	**MEDICARE**		**3,900**	**3,900**
60.06.01.127	**LONGEVITY**		**2,100**	**2,100**
60.06.01.128	**STIPEND**		**1,200**	**1,200**
60.06.01.134	**WELLNESS INCENTIVE**		**-**	**1,500**
	TOTAL SALARIES		**399,400**	**401,100**
CONTRACTUAL				
60.06.01.202	**TRAINING & CONFERENCES**		**4,000**	**4,000**
60.06.01.205	**POSTAGE**		**85,000**	**85,000**
60.06.01.276	**AUDIT EXPENSE**		**10,000**	**10,000**
60.06.01.299	**OTHER CONTRACTUAL**		**70,000**	**70,000**
	Third Party Billing Services			
	Miscellaneous			
	Lease - Folder/Inserter			
	TOTAL CONTRACTUAL		**169,000**	**169,000**
COMMODITIES				
60.06.01.317	**OFFICE SUPPLIES**		**4,000**	**4,000**
	Misc. Supplies			
60.06.01.330	**MISCELLANEOUS CHARGES**		**44,000**	**44,000**
	Investment Firm Fees			
	TOTAL COMMODITIES		**48,000**	**48,000**
OTHER				
60.06.01.699	**BAD DEBT EXPENSE**		**3,000**	**3,000**
	TOTAL OTHER		**3,000**	**3,000**

		Budget Request	Original Request
TRANSFERS			
60.06.01.701	**CORPORATE FUND**	**3,443,500**	**3,443,500**
60.06.01.780	**WATER & SEWER REBATE PROGRAM**	**600,000**	**60,000**
	TOTAL TRANSFERS	**4,043,500**	**3,503,500**
	TOTAL WATER & SEWER - FINANCE ADMINISTRATION	**4,662,900**	**4,124,600**
Debt Service Payments			
60.06.31.690	**PRINCIPAL PAYMENT**	**1,833,300**	**1,833,300**
60.06.31.691	**INTEREST PAYMENT**	**895,000**	**895,000**
60.06.31.695	**AGENT FEES**	**1,000**	**1,000**
	TOTAL DEBT SERVICE PAYMENTS	**2,729,300**	**2,729,300**
	TOTAL WATER & SEWER FINANCE	**7,392,200**	**6,853,900**

2020-2021 Expense History Report - Budget Worksheet Report

Budget Year 2021

G/L Account	Account Description	2016 Actual Amount	2017 Actual Amount	2018 Actual Amount	2019 Actual Amount	2020 Estimated Amount	2020 Adopted Budget	2021 Adopted
Fund	**60 - Water and Sewer Fund**							
Department	**06 - Finance**							
Cost Center	**01 - Administration**							
Salaries								
60.06.01.101	Salaries Full Time	199,554.84	254,727.36	223,099.62	214,623.19	255,800.00	252,100.00	254,300.00
60.06.01.105	Salaries - Part Time	.00	5,140.00	5,840.47	3,224.67	2,900.00	5,000.00	4,000.00
60.06.01.106	Salaries - Overtime	5,071.58	4,420.61	15,327.38	4,405.91	3,300.00	6,000.00	5,000.00
60.06.01.111	Group Insurance	72,062.44	67,574.73	70,362.20	74,545.61	88,500.00	80,300.00	81,300.00
60.06.01.121	IMRF	28,432.22	28,903.46	29,264.98	28,551.10	27,100.00	27,900.00	31,000.00
60.06.01.122	FICA	14,725.41	15,336.73	15,511.30	15,398.69	16,500.00	16,700.00	16,600.00
60.06.01.123	Medicare	3,443.86	3,586.81	3,627.63	3,601.30	3,900.00	3,900.00	3,900.00
60.06.01.127	Longevity	3,300.00	3,600.00	4,100.00	3,800.00	3,800.00	3,800.00	2,100.00
60.06.01.128	Stipends	.00	600.00	600.00	600.00	600.00	600.00	1,200.00
60.06.01.134	Wellness Incentive	960.00	960.00	840.00	840.00	1,400.00	900.00	.00
	Salaries Totals	$327,550.35	$384,849.70	$368,573.58	$349,590.47	$403,800.00	$397,200.00	$399,400.00
Contractual								
60.06.01.202	Training and Conferences	.00	.00	90.84	2,869.14	3,200.00	4,000.00	4,000.00
60.06.01.205	Postage	83,775.80	79,839.85	79,854.36	91,415.15	81,000.00	89,000.00	85,000.00
60.06.01.210	Communications	529.82	445.61	50.14	.00	.00	.00	.00
60.06.01.276	Audit Expenses	8,855.00	9,696.25	8,627.50	12,665.00	8,000.00	10,000.00	10,000.00
60.06.01.299	Other Contractual Services	51,620.90	57,222.59	55,550.25	61,558.72	68,300.00	61,000.00	70,000.00
	Contractual Totals	$144,781.52	$147,204.30	$144,173.09	$168,508.01	$160,500.00	$164,000.00	$169,000.00
Commodities								
60.06.01.317	Office Supplies	2,723.99	2,916.83	2,909.69	3,112.32	3,900.00	4,000.00	4,000.00
60.06.01.330	Miscellaneous Charges	40,978.11	41,378.80	41,242.49	41,304.24	43,700.00	42,000.00	44,000.00
	Commodities Totals	$43,702.10	$44,295.63	$44,152.18	$44,416.56	$47,600.00	$46,000.00	$48,000.00
Other								
60.06.01.696	Amortization of Deferred Charges	(31,198.00)	(31,198.00)	(39,168.00)	(4,415.98)	.00	.00	.00
60.06.01.699	Bad Debt Expense	1,503.46	498.23	2,132.61	44,029.54	.00	3,000.00	3,000.00
	Other Totals	($29,694.54)	($30,699.77)	($37,035.39)	$39,613.56	$0.00	$3,000.00	$3,000.00
Transfers								
60.06.01.701	Corporate Fund	3,121,000.00	3,183,000.00	3,246,000.00	3,310,000.00	3,376,000.00	3,376,000.00	3,230,000.00
60.06.01.702	Transfers out - Governmental Activities	.00	385,072.00	212,896.00	244,111.00	.00	.00	.00
60.06.01.780	Property Tax Rebate	171,171.30	115,424.39	59,190.29	58,680.00	58,900.00	60,000.00	600,000.00
60.06.01.800	Pension Expense	206,303.00	213,267.64	69,264.61	.00	.00	.00	.00
	Transfers Totals	$3,498,474.30	$3,896,764.03	$3,587,350.90	$3,612,791.00	$3,434,900.00	$3,436,000.00	$3,830,000.00

2020-2021 Expense History Report - Budget Worksheet Report

Budget Year 2021

G/L Account	Account Description	2016 Actual Amount	2017 Actual Amount	2018 Actual Amount	2019 Actual Amount	2020 Estimated Amount	2020 Adopted Budget	2021 Adopted
Fund	**60 - Water and Sewer Fund**							
Department	**06 - Finance**							
	Cost Center **01 - Administration** Totals	$3,984,813.73	$4,442,413.89	$4,107,214.36	$4,214,919.60	$4,046,800.00	$4,046,200.00	$4,449,400.00
Cost Center	**31 - Debt Service**							
Other								
60.06.31.666	Bond Issurance Expense	.00	.00	.00	164,001.79	.00	.00	.00
60.06.31.690	Principal Payments	.00	.00	.00	.00	1,368,800.00	1,368,800.00	1,833,300.00
60.06.31.691	Interest Payments	737,934.86	622,417.78	500,903.75	385,236.22	738,700.00	792,200.00	895,000.00
60.06.31.695	Agent Fees	1,960.00	973.75	791.37	79.55	.00	500.00	1,000.00
	Other Totals	$739,894.86	$623,391.53	$501,695.12	$549,317.56	$2,107,500.00	$2,161,500.00	$2,729,300.00
	Cost Center **31 - Debt Service** Totals	$739,894.86	$623,391.53	$501,695.12	$549,317.56	$2,107,500.00	$2,161,500.00	$2,729,300.00
	Department **06 - Finance** Totals	$4,724,708.59	$5,065,805.42	$4,608,909.48	$4,764,237.16	$6,154,300.00	$6,207,700.00	$7,178,700.00
	Fund **60 - Water and Sewer Fund** Totals	$4,724,708.59	$5,065,805.42	$4,608,909.48	$4,764,237.16	$6,154,300.00	$6,207,700.00	$7,178,700.00
	Net Grand Totals	$4,724,708.59	$5,065,805.42	$4,608,909.48	$4,764,237.16	$6,154,300.00	$6,207,700.00	$7,178,700.00

PUBLIC WORKS
WATER & SEWER
FUND 60

COST CENTER NARRATIVE

FUND: WATER & SEWER

DEPARTMENT: PUBLIC WORKS

COST CENTER: SERIES 2019 BONDS

PROGRAM DESCRIPTION:

The Village issued $15 million in bonds in 2019 to construct new Public Works Facilities (60% Water & Sewer Bonds – 40% Facility Construction Fund Cash-On-Hand) and a variety of Water and Sewer Infrastructure projects.

OBJECTIVES:
CURRENT FISCAL YEAR:

Finish all project associated with the 2019 Bonds

LONG TERM:

Utilize the bond funds in an appropriate manner to provide maximum long term benefits to the Village's residents and business community.

BUDGET HIGHLIGHT:

Finish Construction of new Public Works Faculties

COST CENTER NARRATIVE

FUND: WATER AND SEWER FUND

DEPARTMENT: PUBLIC WORKS

COST CENTER: WATER DISTRIBUTION

PROGRAM DESCRIPTION:

This division is responsible for the operation and maintenance of 12 wells, (7 Shallow and 5 Deep), 125 miles of distribution watermain, and all the necessary appurtenances to deliver safe and reliable potable water.

OBJECTIVES:
CURRENT FISCAL YEAR:

1.) Watermain Rehabilitation Program
2.) Yearly Valve Exercising and Repair
3.) Construction of Well #14 and Ion Exchange Plant on Naperville Drive
4.) Water meter replacement program
5.) Facility Improvements and Maintenance

LONG TERM:

Continuation of the water meter replacement program to achieve greater accuracy in quantifying water usage. Continue establishment of a long-term plan for the rehabilitation of old and deficient water main and continue implementation of the program. Implementation of a plan for facility improvements and maintenance.

BUDGET HIGHLIGHT:

Watermain Rehab Program – Hampton Park
Well #14 and Ion Exchange Plant Construction – Magid Parcel

COST CENTER NARRATIVE

FUND: WATER AND SEWER FUND

DEPARTMENT: PUBLIC WORKS

COST CENTER: WASTE WATER TREATMENT

PROGRAM DESCRIPTION:

This division is responsible for the operation and maintenance of both wastewater treatment plants, with a combined maximum capacity of 7.5 million gallons per day.

OBJECTIVES:
CURRENT FISCAL YEAR:

Maintain IEPA compliance and improve daily operations.
Facility Improvements and Maintenance

LONG TERM:

Maintain IEPA compliance as regulations become more stringent, and improve daily operations. Make water reuse facility available for private contractor uses as an alternative to the current potable water source provided. Study the need for and plan for expansion of plant components to meet potential needs for future additional capacity.

BUDGET HIGHLIGHT:
Sludge tank replacement
Implementation of a plan for facility improvements and maintenance

COST CENTER NARRATIVE

FUND: WATER & SEWER FUND

DEPARTMENT: PUBLIC WORKS

COST CENTER: ADMINISTRATION

PROGRAM DESCRIPTION:

This division is responsible for the administrative requirements of the Public Works Department. This division consists of clerical, engineering, and administration.

OBJECTIVES:
CURRENT FISCAL YEAR:

LONG TERM:

Continue to effectively provide services to residents, and improve and expand the services to the residents where feasible. Investigate additional revenue sources and grants.

BUDGET HIGHLIGHT:

Public Works main office and site improvements design and construction.

COST CENTER NARRATIVE

FUND: WATER AND SEWER FUND

DEPARTMENT: PUBLIC WORKS

COST CENTER: SEWAGE COLLECTION

PROGRAM DESCRIPTION:

This division is responsible for the operation and maintenance of 20 lift stations, 130 miles of sanitary sewer main and 6 miles of forced sewer mains.

OBJECTIVES:
CURRENT FISCAL YEAR:

Continue inflow and infiltration program to identify and correct collection system deficiencies that allow stormwater and groundwater to enter the sanitary system. Continue manhole rehabilitation. Identify and pursue strategies for reducing inflow from service lines.

LONG TERM:

Continue maintenance of lift stations and sewers and upgrading of lift stations to meet flow demands and improve reliability.

BUDGET HIGHLIGHT:

Continue Inflow & Infiltration Project

PERSONNEL REQUESTS

VILLAGE OF ROMEOVILLE
PUBLIC WORKS WATER AND SEWER PERSONNEL PLAN
FISCAL YEAR 2020-21

DEPARTMENT	COST CENTER	POSITION	GRADE/STEP	QUANTITY	DEPT PRIORITY RANK	2020-21	ADDITIONAL COSTS	TOTAL
PUBLIC WORKS	VARIOUS	Restructure: Engineering	VARIOUS	VARIOUS		242,500	-	242,500
	TOTAL PUBLIC WORKS WATER AND SEWER PERSONNEL REQUESTS					**242,500**	**-**	**242,500**

VILLAGE OF ROMEOVILLE
PUBLIC WORKS WATER & SEWER DEPARTMENT PERSONNEL PLAN
FISCAL YEARS 2020-21 TO 2024-25

DEPARTMENT	COST CENTER	POSITION	GRADE/STEP	QUANTITY	DEPT PRIORITY RANK	2020-21	2021-22	2022-23	2023-24	2024-25	ADDITIONAL COSTS	TOTAL
PUBLIC WORKS	60.08.24.101	Maintenance Worker/Laborer	AFSCME 24/A	1		-	96,500	-	-	-	-	96,500
PUBLIC WORKS	60.08.23.101	Maintenance Worker/Laborer	AFSCME 24/A	1		-	96,500	-	-	-	-	96,500
PUBLIC WORKS	60.08.22.101	Maintenance Worker/Laborer	AFSCME 24/A	1		-	96,500	-	-	-	-	96,500
PUBLIC WORKS	VARIOUS	Reorganization - Engineering	VARIOUS	VARIOUS		242,500	-	-	-	-	-	242,500
	TOTAL PUBLIC WORKS WATER & SEWER PERSONNEL REQUESTS					242,500	289,500	-	-	-	-	532,000

Goals and Objectives: 2020-2021 Budget

DEPARTMENT: **PUBLIC WORKS**

FUND: **WATER AND SEWER**

COST CENTER: **PUBLIC WORKS**

ACCOUNT NUMBER: **VARIOUS**

REQUEST TYPE: **PERSONNEL**

GOAL DESCRIPTION:

Restructuring of Public Works-Engineering

GOAL OBJECTIVE:

Restructuring of Public Works-Engineering

COST: $242,500

VILLAGE OF ROMEOVILLE

PUBLIC WORKS BUDGETED CAPITAL IMPROVEMENT PLAN

FISCAL YEARS 2020-21

ACCOUNT NUMBER	CAPITAL PROJECT	DEPARTMENT	BUDGETED REQUESTS 2020-21
WATER & SEWER FUND			
60.08.01.402	GASB 34 Accounting	PUBLIC WORKS	2,000
60.08.01.402	Arch Services	PUBLIC WORKS	50,000
60.08.01.407	PW Facility Site Improvements	PUBLIC WORKS	10,000
60.08.22.401	Fairfax Water Tank Painting	PUBLIC WORKS	875,000
60.08.22.401	Variable Frequency Drive - Well #11	PUBLIC WORKS	450,000
60.08.22.402	Yearly Valve Exercising and Repairs	PUBLIC WORKS	75,000
60.08.22.402	Reservoir Dive Inspection and Cleaning	PUBLIC WORKS	15,000
60.08.22.408	Turf Matting	PUBLIC WORKS	5,000
60.08.22.409	Watermain Rehabilitation	PUBLIC WORKS	1,100,000
60.08.22.410	6 Wheel Dump Truck	PUBLIC WORKS	300,000
60.08.22.410	2 - Pick Up Trucks	PUBLIC WORKS	45,000
60.08.22.410	Pick Up Truck/Van	PUBLIC WORKS	15,000
60.08.22.410	Crane Truck	PUBLIC WORKS	90,000
60.08.22.410	Trailers	PUBLIC WORKS	15,000
60.08.22.410	2-1/2 Ton Dump Truck	PUBLIC WORKS	480,000
60.08.22.410	Forklift	PUBLIC WORKS	22,000
60.08.24.408	Lift Station Enclosure Replacements	PUBLIC WORKS	50,000
60.08.24.408	30 KW Generator	PUBLIC WORKS	45,000
60.08.24.409	Lakewood North Pit Repairs - Valves & Forcemain	PUBLIC WORKS	70,000
60.08.24.409	Inflow & Infiltration Project	PUBLIC WORKS	200,000
60.08.40.406	PW Site Improvements Phase 2 (2019 Bonds)	PUBLIC WORKS	1,800,000
60.08.40.409	Infrastructure Improvements (2019 Bonds)	PUBLIC WORKS	8,400,000
	TOTAL WATER & SEWER FUND		**14,114,000**

VILLAGE OF ROMEOVILLE

PUBLIC WORKS CAPITAL IMPROVEMENT PLAN

FISCAL YEARS 2020-21 TO 2024-25

ACCOUNT NUMBER	CAPITAL PROJECT	DEPARTMENT	DEPT RANK	2020-21	2021-22	2022-23	2023-24	2024-25	TOTAL	FUNDING
60.08.01.402	GASB 34 Accounting	PUBLIC WORKS		2,000	2,000	2,000	2,000	2,000	10,000	WATER & SEWER
60.08.01.402	Archetectual Services	PUBLIC WORKS		50,000	-	-	-	-	50,000	WATER & SEWER
60.08.01.407	PW Facility Site Improvements	PUBLIC WORKS		10,000	10,000	10,000	10,000	10,000	50,000	WATER & SEWER
60.08.22.401	Fairfax Water Tank Painting	PUBLIC WORKS		875,000	-	-	-	-	875,000	WATER & SEWER
60.08.22.401	Variable Frequency Drive - Well #11	PUBLIC WORKS		450,000	-	-	-	-	450,000	WATER & SEWER
60.08.22.402	Yearly Valve Exercising and Repairs	PUBLIC WORKS		75,000	75,000	75,000	75,000	75,000	375,000	WATER & SEWER
60.08.22.402	Reservoir Dive Inspection and Cleaning	PUBLIC WORKS		15,000	15,000	15,000	15,000	15,000	75,000	WATER & SEWER
60.08.22.408	Wheel Loader	PUBLIC WORKS		-	-	-	180,000	-	180,000	WATER & SEWER
60.08.22.408	Backhoe	PUBLIC WORKS		-	-	-	120,000	-	120,000	WATER & SEWER
60.08.22.408	Turf Matting	PUBLIC WORKS		5,000	-	-	-	-	5,000	WATER & SEWER
60.08.22.409	Marquette Wellhouse Site Improvements	PUBLIC WORKS		-	1,000,000	-	-	-	1,000,000	WATER & SEWER
60.08.22.409	Watermain Rehabilitation	PUBLIC WORKS		1,100,000	-	-	-	-	1,100,000	WATER & SEWER
60.08.22.410	6 Wheel Dump Truck	PUBLIC WORKS		300,000	-	320,000	-	320,000	940,000	WATER & SEWER
60.08.22.410	One Ton Dump Truck	PUBLIC WORKS		-	90,000	-	90,000	-	180,000	WATER & SEWER
60.08.22.410	2 - Pick Up Trucks	PUBLIC WORKS		45,000	90,000	90,000	90,000	90,000	405,000	WATER & SEWER
60.08.22.410	Pick Up Truck/Van	PUBLIC WORKS		15,000	-	15,000	-	15,000	45,000	WATER & SEWER
60.08.22.410	Crane Truck	PUBLIC WORKS		90,000	-	-	-	-	90,000	WATER & SEWER
60.08.22.410	Trailers	PUBLIC WORKS		15,000	-	15,000	-	15,000	45,000	WATER & SEWER
60.08.22.410	2-1/2 Ton Dump Truck	PUBLIC WORKS		480,000	240,000	240,000	240,000	240,000	1,440,000	WATER & SEWER
60.08.22.410	Forklift	PUBLIC WORKS		22,000	-	-	-	-	22,000	WATER & SEWER
60.08.23.409	Excess Flow Room Bar Screen	PUBLIC WORKS		-	300,000	-	-	-	300,000	WATER & SEWER
60.08.23.410	Service Body Truck	PUBLIC WORKS		-	65,000	-	-	-	65,000	WATER & SEWER
60.08.24.408	Lift Station Enclosure Replacements	PUBLIC WORKS		50,000	-	-	-	-	50,000	WATER & SEWER
60.08.24.408	30 KW Generator	PUBLIC WORKS		45,000	-	-	-	-	45,000	WATER & SEWER
60.08.24.409	Lakewood North Pit Repairs - Valves & Forcemain	PUBLIC WORKS		70,000	-	-	-	-	70,000	WATER & SEWER
60.08.24.409	Inflow & Infiltration Project	PUBLIC WORKS		200,000	250,000	250,000	250,000	250,000	1,200,000	WATER & SEWER
60.08.24.410	HydroVac Truck	PUBLIC WORKS		-	-	-	-	420,000	420,000	WATER & SEWER
60.08.24.410	4x4 Pick-Up Truck	PUBLIC WORKS		-	40,000	-	-	-	40,000	WATER & SEWER
60.08.24.410	2 - Pick Up Trucks with Lift Gates	PUBLIC WORKS		-	-	90,000	-	-	90,000	WATER & SEWER
60.08.40.406	PW Site Improvements Phase 2 (2019 Bonds)	PUBLIC WORKS		1,800,000	-	-	-	-	1,800,000	WATER & SEWER
60.08.40.409	Infrastructure Improvements (2019 Bonds)	PUBLIC WORKS		8,400,000	-	-	-	-	8,400,000	WATER & SEWER
	TOTAL WATER & SEWER			**14,114,000**	**2,177,000**	**1,122,000**	**1,072,000**	**1,452,000**	**19,937,000**	

Goals and Objectives: 2020-2021 Budget

DEPARTMENT: **PUBLIC WORKS**

FUND: **WATER & SEWER**

COST CENTER: **ADMINISTRATION**

ACCOUNT NUMBER: **60.08.01.402**

REQUEST TYPE: **PROJECT**

GOAL DESCRIPTION:

GASB 34 Accounting

GOAL OBJECTIVE:

COST: $2,000

Goals and Objectives: 2020-2021 Budget

DEPARTMENT: **PUBLIC WORKS**

FUND: **WATER & SEWER**

COST CENTER: **ADMINISTRATION**

ACCOUNT NUMBER: **60.08.01.402**

REQUEST TYPE: **PROJECT**

GOAL DESCRIPTION:

PW Architectural Services

GOAL OBJECTIVE:

Phase 2 of PW facility rennovations: Remodeling existing Admin Offices

COST: $50,000

Goals and Objectives: 2020-2021 Budget

DEPARTMENT: **PUBLIC WORKS**

FUND: **WATER & SEWER**

COST CENTER: **ADMINISTRATION**

ACCOUNT NUMBER: **60.08.01.407**

REQUEST TYPE: **PROJECT**

GOAL DESCRIPTION:

Public Works Site Improvements

GOAL OBJECTIVE:

COST: $10,000

Goals and Objectives: 2020-2021 Budget

DEPARTMENT: **PUBLIC WORKS**

FUND: **WATER/SEWER**

COST CENTER: **WATER**

ACCOUNT NUMBER: **60.08.22.401**

REQUEST TYPE: **PROJECT**

GOAL DESCRIPTION:

Fairfax Water Tank Painting

GOAL OBJECTIVE:

Periodic painting of Fairfax water tank and others to preserve the condition and appearance.

COST: $875,000

Goals and Objectives: 2020-2021 Budget

DEPARTMENT: **PUBLIC WORKS**

FUND: **WATER/SEWER**

COST CENTER: **WATER**

ACCOUNT NUMBER: **60.08.22.401**

REQUEST TYPE: **PROJECT**

GOAL DESCRIPTION:

Variable Frequency Drive - Well #11

GOAL OBJECTIVE:

COST: $450,000

Goals and Objectives: 2020-2021 Budget

DEPARTMENT: **PUBLIC WORKS**

FUND: **WATER/SEWER**

COST CENTER: **WATER**

ACCOUNT NUMBER: **60.08.22.402**

REQUEST TYPE: **PROGRAM**

GOAL DESCRIPTION:

Yearly valve exercising and maintenance

GOAL OBJECTIVE:

Ensure valves are in proper operating condition to facilitate emergency shut downs.

COST: $75,000

Goals and Objectives: 2020-2021 Budget

DEPARTMENT: **PUBLIC WORKS**

FUND: **WATER/SEWER**

COST CENTER: **WATER**

ACCOUNT NUMBER: **60.08.22.402**

REQUEST TYPE: **PROJECT**

GOAL DESCRIPTION:

Reservoir Dive Inspection and Cleaning

GOAL OBJECTIVE:

COST: $15,000

Goals and Objectives: 2020-2021 Budget

DEPARTMENT: **PUBLIC WORKS**

FUND: **WATER/SEWER**

COST CENTER: **WATER**

ACCOUNT NUMBER: **60.08.22.408**

REQUEST TYPE: **EQUIPMENT**

GOAL DESCRIPTION:

Turf matting

GOAL OBJECTIVE:

COST: $5,000

Goals and Objectives: 2020-2021 Budget

DEPARTMENT: **PUBLIC WORKS**

FUND: **WATER/SEWER**

COST CENTER: **WATER**

ACCOUNT NUMBER: **60.08.22.409**

REQUEST TYPE: **PROJECT**

GOAL DESCRIPTION:

Watermain Rehabilitation

GOAL OBJECTIVE:

Rehabilitation of deficient watermain in Hampton Park.

COST: $1,100,000

Goals and Objectives: 2020-2021 Budget

DEPARTMENT: **PUBLIC WORKS**

FUND: **WATER/SEWER**

COST CENTER: **WATER**

ACCOUNT NUMBER: **60.08.22.410**

REQUEST TYPE: **EQUIPMENT**

GOAL DESCRIPTION:

6 Wheel Dump Truck

GOAL OBJECTIVE:

Replacement of high mileage worn out truck

COST: $300,000

Goals and Objectives: 2020-2021 Budget

DEPARTMENT: **PUBLIC WORKS**

FUND: **WATER/SEWER**

COST CENTER: **WATER**

ACCOUNT NUMBER: **60.08.22.410**

REQUEST TYPE: **EQUIPMENT**

GOAL DESCRIPTION:

Pickup Trucks (2)

GOAL OBJECTIVE:

Replacement of high mileage worn out trucks

COST: $45,000

Goals and Objectives: 2020-2021 Budget

DEPARTMENT: **PUBLIC WORKS**

FUND: **WATER/SEWER**

COST CENTER: **WATER**

ACCOUNT NUMBER: **60.08.22.410**

REQUEST TYPE: **EQUIPMENT**

GOAL DESCRIPTION:

Pickup Truck/Van

GOAL OBJECTIVE:

Replace pickup truck with high mileage in poor condition with pickup or van.

COST: $15,000

Goals and Objectives: 2020-2021 Budget

DEPARTMENT: **PUBLIC WORKS**

FUND: **WATER/SEWER**

COST CENTER: **WATER**

ACCOUNT NUMBER: **60.08.22.410**

REQUEST TYPE: **EQUIPMENT**

GOAL DESCRIPTION:

Crane truck

GOAL OBJECTIVE:

Replace existing truck with high mileage in poor condition.

COST: $90,000

Goals and Objectives: 2020-2021 Budget

DEPARTMENT: **PUBLIC WORKS**

FUND: **WATER/SEWER**

COST CENTER: **WATER**

ACCOUNT NUMBER: **60.08.22.410**

REQUEST TYPE: **EQUIPMENT**

GOAL DESCRIPTION:

Trailer

GOAL OBJECTIVE:

COST: $15,000

Goals and Objectives: 2020-2021 Budget

DEPARTMENT: **PUBLIC WORKS**

FUND: **WATER/SEWER**

COST CENTER: **SEWER**

ACCOUNT NUMBER: **60.08.24.410**

REQUEST TYPE: **EQUIPMENT**

GOAL DESCRIPTION:

2-1/2 Ton Dump Trucks

GOAL OBJECTIVE:

Replace 2-1/2 ton dump trucks with high mileage and high maintenance costs.

COST: $480,000

Goals and Objectives: 2020-2021 Budget

DEPARTMENT: **PUBLIC WORKS**

FUND: **WATER/SEWER**

COST CENTER: **WATER**

ACCOUNT NUMBER: **60.08.22.410**

REQUEST TYPE: **PROJECT**

GOAL DESCRIPTION:

Forklift

GOAL OBJECTIVE:

COST: $22,000

Goals and Objectives: 2020-2021 Budget

DEPARTMENT: **PUBLIC WORKS**

FUND: **WATER/SEWER**

COST CENTER: **SEWER COLLECTION**

ACCOUNT NUMBER: **60.08.24.408**

REQUEST TYPE: **PROJECT**

GOAL DESCRIPTION:

Sewer Collection system upgrades

GOAL OBJECTIVE:

Replacement traffic box enclosures at lift station

COST: $50,000

Goals and Objectives: 2020-2021 Budget

DEPARTMENT: **PUBLIC WORKS**

FUND: **WATER/SEWER**

COST CENTER: **SEWER**

ACCOUNT NUMBER: **60.08.24.408**

REQUEST TYPE: **EQUIPMENT**

GOAL DESCRIPTION:

30 KW Generator

GOAL OBJECTIVE:

COST: $45,000

Goals and Objectives: 2020-2021 Budget

DEPARTMENT: **PUBLIC WORKS**

FUND: **WATER/SEWER**

COST CENTER: **SEWER**

ACCOUNT NUMBER: **60.08.24.409**

REQUEST TYPE: **PROJECT**

GOAL DESCRIPTION:

Lakewood North Pit Repairs

GOAL OBJECTIVE:

Replacement/Repairs of valves & forcemain

COST: $70,000

Goals and Objectives: 2020-2021 Budget

DEPARTMENT: **PUBLIC WORKS**

FUND: **WATER/SEWER**

COST CENTER: **SEWER**

ACCOUNT NUMBER: **60.08.24.409**

REQUEST TYPE: **PROJECT**

GOAL DESCRIPTION:

Inflow & Infiltration project

GOAL OBJECTIVE:

Continuation of program to reduce volume of groundwater entering the sanitary sewer system and requiring treatment. Includes manhole rehabilitation.

COST: $200,000

Goals and Objectives: 2020-2021 Budget

DEPARTMENT: **PUBLIC WORKS**

FUND: **WATER/SEWER**

COST CENTER: **SEWER**

ACCOUNT NUMBER: **60.08.40.406**

REQUEST TYPE: **PROJECT**

GOAL DESCRIPTION:

Pw Site Improvements Phase II

GOAL OBJECTIVE:

Pw Site Improvements Phase II

COST: $1,800,000

Goals and Objectives: 2020-2021 Budget

DEPARTMENT: **PUBLIC WORKS**

FUND: **WATER/SEWER**

COST CENTER: **SEWER**

ACCOUNT NUMBER: **60.08.40.409**

REQUEST TYPE: **PROJECT**

GOAL DESCRIPTION:

Infrastructure Improvements

GOAL OBJECTIVE:

Infrastructure Improvements

COST: $8,400,000

WATER & SEWER: PUBLIC WORKS ADMINISTRATION

		Budget Request	Original Request
CONTRACTUAL			
60.08.01.202	**EDUCATION & TRAINING** Safety Training, Equipment Training Computer/Software Training - Badger Conferences	**3,000**	**5,000**
60.08.01.210	**COMMUNICATIONS** 1.) Phones	**1,000**	**2,000**
60.08.01.215	**UNIFORMS** T-Shirts Jackets	**-**	**1,000**
60.08.01.283	**PLAN REVIEWS**	**500,000**	**400,000**
60.08.01.292	**ENGINEERING** Municipal Engineering Spill Prevention, Control & Countermeasure (SPCC) Fuel Plan - 2 Sites GPS Locates Miscellaneous Engineering Planning Services Formalize Standard Specs and Details ADA Compliance Program	**150,000**	**150,000**
60.08.01.299	**OTHER CONTRACTUAL** JULIE Expenses Office computer maintenance Computer programming/software Blue print copier service contract Plotter service contract Copy Machine Lease Agreement Laserfiche Documents Weather Forecasting Service	**30,000**	**30,000**
	TOTAL CONTRACTUAL	**684,000**	**588,000**
COMMODITIES			
60.08.01.301	**DUES/SUBSCRIPTIONS** Publications & Dues (AWWA, APWA, IPWSOA)	**500**	**500**
60.08.01.317	**OFFICE SUPPLIES** Routine office supplies	**6,000**	**6,000**
60.08.01.330	**MISCELLANEOUS CHARGES**	**1,000**	**1,000**
60.08.01.399	**OTHER SUPPLIES** Printing, plotter paper, blue print paper	**5,000**	**5,000**
	TOTAL COMMODITIES	**12,500**	**12,500**

			Budget Request	Original Request
CAPITAL OUTLAY				
60.08.01.402	**NON CAPITAL OUTLAY**		**52,000**	**52,000**
	GASB 34 Accounting		2,000	2,000
	Public Works Architectural Services		50,000	50,000
60.08.01.407	**IMPROVEMENTS**		**10,000**	**10,000**
	Public Works Site Improvements		10,000	10,000
	TOTAL CAPITAL OUTLAY		**62,000**	**62,000**
	TOTAL ADMINISTRATION		**758,500**	**815,600**
WATER & SEWER FUND: WATER DISTRIBUTION				
SALARIES				
60.08.22.101	**FULL TIME SALARIES**		**871,900**	**1,046,300**
	Water Superintendent	Congoran		
	Laborer	Coriell		
	Laborer	Jost		
	Laborer	Lindner		
	Laborer	McGuire		
	Laborer	Rossio		
	Laborer	Sullivan		
	Laborer	Trobiani		
	Laborer	Murrin		
	Mechanic - Water & Sewer	Heil		
	Water - Duty Supervisor Pay - Trobiani			
	Water Distribution - Foreman Pay - Vacant			
60.08.22.106	**OVERTIME**		**140,000**	**150,000**
	Water Main Repairs			
	Well and pumping station repairs			
60.08.22.108	**SALARIES - TEMPORARY**		**20,000**	**20,000**
	Summer Help- 4 employees			
60.08.22.111	**GROUP INSURANCE**		**216,400**	**266,300**
60.08.22.121	**IMRF**		**119,900**	**142,200**
60.08.22.122	**FICA**		**64,400**	**76,200**
60.08.22.123	**MEDICARE**		**15,100**	**17,900**
60.08.22.127	**LONGEVITY**		**6,300**	**7,300**
60.08.22.128	**STIPEND**		**2,000**	**2,000**
	Mechanic Foreman Stipend	Heil		
60.08.22.134	**WELLNESS INCENTIVE**		**-**	**4,000**
	TOTAL SALARIES		**1,456,000**	**1,732,200**

		Budget Request	Original Request
CONTRACTUAL			
60.08.22.202	**TRAINING & CONFERENCE**	**8,000**	**8,000**
	Safety Training, Equipment Training		
60.08.22.210	**COMMUNICATIONS**	**30,000**	**30,000**
	1.) Rental & monthly charge for data grade communication lines for the Scada System (Wells, pumping stations, storage tanks)		
	2.) Phones, Nextels, Pagers, IPADs		
60.08.22.215	**UNIFORMS**	**16,000**	**16,000**
	Uniform rental		
	Boot Allowance		
60.08.22.219	**UTILITY-ELECTRIC**	**535,000**	**535,000**
	Wells, pumping stations, storage tanks and iron removal facility		
60.08.22.220	**UTILITY-GAS**	**7,000**	**7,000**
	Well Houses, pumping stations and iron removal building		
60.08.22.264	**WELL MAINTENANCE**	**300,000**	**300,000**
	Rehabilitation and maintenance to wells		
60.08.22.265	**MAINTENANCE MOBILE EQUIPMENT**	**15,000**	**15,000**
	Repairs and preventive maintenance of department vehicles		
60.08.22.266	**MAINTENANCE EQUIPMENT**	**200,000**	**200,000**
	Pumping stations, iron removal and storage tank building motors, pumps, and equipment		
	Electrical, piping, etc.	130,000	130,000
	VFDs Marquette Pumping Station	-	-
	SCADA	20,000	20,000
60.08.22.277	**BUILDING MAINTENANCE**	**7,500**	**7,500**
	Well house/pumping station building repairs		
	Windham Lakes Electric Room A/C		
60.08.22.282	**RENTAL/LEASE**	**500**	**500**
	Rental of specialized equipment		
	Rental of rugs/floor mats		

		Budget Request	Original Request
60.08.22.292	**ENGINEERING** IX Plant Water Rehabilitation Zone Improvements Well Improvements PRV Station Improvements New Public Works Facility Site Engineering	**150,000**	**150,000**
60.08.22.299	**OTHER CONTRACTUAL** Emergency Generator Service IEPA Water Sampling Program Water Samples/Analysis a.) Will County Health Department b.) Labs Leak Detection (Water Mains/Hydrants) Computer Programming/Software (Office & Scada) Meter Testing (Master Meters) Radium Testing Fertilizer/Herbicide GPS Locates Utility Map Updates Large Format Documents - Laserfiche Hydrant Painting and Marking Replace IX Media at Wellhouses	**250,000**	**250,000**
	TOTAL CONTRACTUAL	**1,519,000**	**1,519,000**
COMMODITIES			
60.08.22.301	**DUES**	**4,000**	**4,000**
60.08.22.308	**GASOLINE/DIESEL/OIL** Department vehicles & Equipment (All Water/Sewer Accts)	**80,000**	**80,000**
60.08.22.317	**OFFICE SUPPLIES** Routine Office Supplies	**2,000**	**2,000**
60.08.22.322	**HAND TOOLS** Maintenance Tools; picks, shovels, rakes, etc.	**7,000**	**7,000**
60.08.22.324	**RESTORATION** Restoration of property after water main/service repairs (Landscaping/Concrete/Asphalt)	**30,000**	**30,000**
60.08.22.330	**MISCELLANEOUS** Physical Exams, Respiratory evaluations, Misc.	**2,000**	**2,000**
60.08.22.354	**WATER METERS** Water meters/Contracted installations/Supplies 1) New Residential (Reimbursable) 2) New Commercial/Industrial (Reimbursable) 3) Replacement/Upgrade	**450,000**	**450,000**
60.08.22.399	**OPERATING SUPPLIES** Chlorine, paint, cleaning supplies, repair clamps Fluoride, pipe, hydrants, copper supplies, valves Electrical, plumbing, lab supplies, hardware Miscellaneous shipping charges (Water samples) Ion Exchange Salt (5 Plants)	**450,000**	**450,000**
	TOTAL COMMODITIES	**1,025,000**	**1,025,000**

			Budget Request	Original Request
CAPITAL OUTLAY				
60.08.22.401	**CAPITAL OUTLAY**		**1,325,000**	**1,450,000**
	Fairfax Water Tank Painting		875,000	1,000,000
	Variable Frequency Drive - Well #11		450,000	450,000
60.08.22.402	**NON CAPITAL OUTLAY**		**90,000**	**140,000**
	Water and Well Planning		-	50,000
	Reservoir Dive Inspection and Cleaning		15,000	15,000
	Yearly Valve Exercising & Maintenance		75,000	75,000
60.08.22.408	**FURNITURE, FIXTURES, & EQUIPMENT**		**5,000**	**5,000**
	Turf matting		5,000	5,000
60.08.22.409	**INFRASTRUCTURE**		**1,100,000**	**2,100,000**
	Marquette Wellhouse Site Improvements	-		
	Watermain Rehabilitation	1,100,000		
60.08.22.410	**VEHICLES**		**967,000**	**945,000**
	6 Wheel Dump Truck		300,000	300,000
	Pick-Up Truck/van		15,000	15,000
	Pick Up Truck w/crane		90,000	90,000
	2 - 2-1/2 ton Single Axle Dump Trucks w/Snow & Ice Equipment		480,000	480,000
	Pickup Truck		45,000	45,000
	Trailer		15,000	15,000
	Forklift		22,000	
	TOTAL CAPITAL OUTLAY		**3,487,000**	**4,640,000**
	TOTAL WATER DISTRIBUTION		**7,487,000**	**8,916,200**

WATER & SEWER FUND: SEWAGE TREATMENT

			Budget Request	Original Request
SALARIES				
60.08.23.101	**FULL TIME SALARIES**		**697,700**	**793,600**
	Laborer/Equipment Operator	Campos		
	Laborer/Equipment Operator	Concannon		
	Pre-Treatment Coordinator	Crandell		
	WW Treatment Worker I	McKay		
	WW Maintenance Worker I	Peterson		
	Laborer/Equipment Operator	Rizzatto		
	WW Maintenance Worker II	Zarnowski		
	WW Maintenance Worker	Cholipski		
	WW Duty Supervisor Pay - Peterson			
	WW Duty Supervisor Pay - Cholipski			
	WW Treatment - Foreman Pay - Zarnowski			
60.08.23.106	**OVERTIME**		**120,000**	**120,000**
	Treatment Plant Weekend Checkout			
	Emergency Repairs			
60.08.23.108	**SALARIES - TEMPORARY**		**10,000**	**10,000**
	Summer Help - 2 Employees			
60.08.23.111	**GROUP INSURANCE**		**146,700**	**171,600**
60.08.23.121	**IMRF**		**97,000**	**108,600**
60.08.23.122	**FICA**		**51,700**	**57,800**
60.08.23.123	**MEDICARE**		**12,100**	**13,600**
60.08.23.127	**LONGEVITY**		**5,700**	**5,700**
60.08.23.134	**WELLNESS INCENTIVE**		**-**	**2,900**
	TOTAL SALARIES		**1,140,900**	**1,283,800**
CONTRACTUAL				
60.08.23.202	**EDUCATION & TRAINING**		**4,000**	**5,000**
	Safety Training, Equipment Training			
60.08.23.208	**NPDES FEES**		**35,000**	**35,000**
60.08.23.210	**COMMUNICATIONS**		**15,000**	**15,000**
	Phones/alarm lines to RPD, Phones			
	Scada Lines			
60.08.23.215	**UNIFORMS**		**8,000**	**8,000**
	Uniform Rental			
	Boot Allowance			
60.08.23.219	**UTILITY-ELECTRIC**		**480,000**	**500,000**
	Wastewater Treatment Plants 1&2			

		Budget Request	Original Request
60.08.23.220	**UTILITY-GAS**	**12,000**	**10,000**
	Wastewater Treatment Plants 1&2		
60.08.23.265	**MAINTENANCE MOBILE EQUIPMENT**	**5,000**	**5,000**
	Repairs and preventative maintenance on department vehicles		
60.08.23.266	**MAINTENANCE EQUIPMENT**	**300,000**	**250,000**
	Wastewater Treatment Plant Pumps, Motors, Electrical, Piping		
	North Plant clarifier repairs		
60.08.23.277	**BUILDING MAINTENANCE**	**7,500**	**7,500**
	Treatment Plant Building Repair	7,500	7,500
60.08.23.292	**ENGINEERING**	**325,000**	**350,000**
	1.) Pretreatment		
	2.) Operations		
	3.) I.E.P.A. Compliance		
	4.) Sludge Storage		
	5.) Capacity Expansion		
	6.) New Public Works Facility Site Engineering		
60.08.23.293	**LABORATORY TESTING**	**50,000**	**74,000**
	EPA Mandatory testing and analysis	30,000	30,000
	5-Year Local Limits Elevation	20,000	44,000
60.08.23.299	**OTHER CONTRACTUAL**	**300,000**	**300,000**
	Sludge Hauling and application - EPA Requirements		
	Scale calibration service		
	HVAC Maintenance Contract		
	Generator Maintenance Contract		
	Fertilizer/Herbicide		
	Computer programming/software (Office & Scada)		
	Bioxide for hydrogen sulfide treatments		
	Aeration Basin Cleaning (4 Basins)		
	Lower Des Plaines River Watershed and Lower DuPage Watershed Coalition Dues		
	ISWS Water Study		
	TOTAL CONTRACTUAL	**1,541,500**	**1,559,500**

		Budget Request	Original Request
COMMODITIES			
60.08.23.317	**OFFICE SUPPLIES** Routine Office Supplies	**2,000**	**2,000**
60.08.23.322	**HAND TOOLS** 1.) Maintenance Tools 2.) Shovels, Hooks, Etc.	**3,000**	**3,000**
60.08.23.330	**MISCELLANEOUS** Physical Exams, etc.	**1,000**	**2,000**
60.08.23.399	**OTHER SUPPLIES** Polymer Solvent, Polymer, Sand Cleaner, Chlorine, Sodium thiosulfate, Sampling Supplies, Lab Supplies, Filter Pads, Cleaning Supplies Standards/Solutions/Reagents, Misc. Supplies, Distilled H20, Flow Charts, Bod Reagents/Powder, Bisulfite	**200,000**	**200,000**
	TOTAL COMMODITIES	**206,000**	**207,000**
CAPITAL OUTLAY			
60.08.23.409	**INFRASTRUCTURE**	**-**	**300,000**
	Excess Flow Room Bar Screen	-	300,000
	TOTAL CAPITAL OUTLAY	**-**	**300,000**
	TOTAL SEWAGE TREATMENT	**2,888,400**	**3,350,300**

			Budget Request	Original Request
SEWAGE COLLECTION				
SALARIES				
60.08.24.101	**FULL-TIME SALARIES**		**334,200**	**514,900**
	Laborer	Tapper		
	Laborer	Cragher		
	Laborer	Scott		
	Laborer	Tiritilli		
	Laborer	Jordan Taylor		
	Sewer Collection - Duty Supervisor Pay - Vacant			
	Sewer Collection - Foreman Pay - Vacant			
60.08.24.106	**OVERTIME**		**90,000**	**100,000**
	1.) Sanitary Sewer Blockages			
	2.) Lift Stations			
60.08.24.111	**GROUP INSURANCE**		**85,700**	**135,500**
60.08.24.121	**IMRF**		**50,200**	**73,000**
60.08.24.122	**FICA**		**26,400**	**38,500**
60.08.24.123	**MEDICARE**		**6,200**	**9,000**
60.08.24.127	**LONGEVITY**		**1,300**	**2,100**
60.08.24.133	**INSURANCE INCENTIVE REIMBURSEMENT**		**300**	**300**
60.08.24.134	**WELLNESS INCENTIVE**		**-**	**2,200**
	TOTAL SALARIES		**594,300**	**875,500**
CONTRACTUAL				
60.08.24.202	**EDUCATION & TRAINING**		**3,000**	**3,000**
	Safety Training, Equipment Training			
60.08.24.210	**COMMUNICATIONS**		**15,000**	**20,000**
	1.) Rental and monthly charges for Data Grade Communication lines for Scada System (Lift Stations)			
	2.) Phones, Nextels, Pagers			
60.08.24.215	**UNIFORMS**		**7,000**	**7,000**
	Uniform Rental			
	Boot Allowance			
60.08.24.219	**UTILITY-ELECTRIC**		**112,000**	**100,000**
	Lift Stations			
60.08.24.265	**MAINTENANCE MOBILE EQUIPMENT**		**8,000**	**8,000**
	Repair and preventive maintenance of department vehicles			

		Budget Request	Original Request
60.08.24.266	**MAINTENANCE EQUIPMENT** Lift Station pumps, motors, & equipment Electrical/piping repairs	**125,000**	**125,000**
60.08.24.277	**BUILDING MAINTENANCE** Lift Station Control Buildings	**1,000**	**1,000**
60.08.24.292	**ENGINEERING** Municipal Engineering Lift Station Flow Metering Study and I&I Implementation New Public Works Facility Site Engineering	**75,000**	**75,000**
60.08.24.299	**OTHER CONTRACTUAL** 1.) Contracted sanitary sewer main repairs 2.) Emergency Generator Service 3.) In-Pipe Technology 4.) Lawn Fertilization/Herbicides for Lift Station Sites 5.) Pump Repairs and Replacements	**75,000**	**75,000**
	TOTAL CONTRACTUAL	**421,000**	**414,000**
COMMODITIES			
60.08.24.317	**OFFICE SUPPLIES** Routine office supplies	**1,000**	**1,000**
60.08.24.322	**HAND TOOLS** 1.) Maintenance Tools 2.) Picks, Shovels, hooks, etc.	**2,000**	**2,000**
60.08.24.324	**RESTORATION** Restoration of property after sewer repairs (Landscaping, concrete, asphalt)	**2,000**	**3,000**
60.08.24.330	**MISCELLANEOUS** Physical Exams, etc	**2,000**	**2,000**
60.08.24.399	**OPERATING SUPPLIES** 1.) Sanitary sewer degreaser & chemicals 2.) Hardware, adjusting rings, manhole frames/covers paint, plumbing/electrical parts	**40,000**	**55,000**
	TOTAL COMMODITIES	**47,000**	**63,000**

			Budget Request	Original Request
CAPITAL OUTLAY				
60.08.24.401	**CAPITAL OUTLAY**		-	-
60.08.24.402	**NON CAPITAL OUTLAY**		-	-
			-	-
60.08.24.406	**BUILDINGS & SYSTEMS**		-	-
60.08.24.408	**FURNITURE, FIXTURES, & EQUIPMENT**		**95,000**	**95,000**
	Lift Station Enclosure Replacements		50,000	50,000
	30KW Generator		45,000	45,000
60.08.24.409	**INFRASTRUCTURE**		**270,000**	**370,000**
	Inflow & Infiltration		200,000	300,000
	Lakewood North Pit Repairs - Valves & Forcemain		70,000	70,000
	TOTAL CAPITAL		**365,000**	**465,000**
	TOTAL SEWAGE COLLECTION		**1,427,300**	**1,817,500**
WATER & SEWER: ENGINEERING				
SALARIES				
60.08.25.101	**FULL-TIME SALARIES**		**586,400**	**97,300**
	Engineering Director	Bjork		
	Project Manager	Allen		
	Executive Assistant	Salgado		
	PW Facility Janitor	NEW		
60.08.25.106	**OVERTIME**		**30,000**	**1,000**
	Emergencies and shut-offs			
60.08.25.111	**GROUP INSURANCE**		**124,300**	**34,400**
60.08.25.121	**IMRF**		**73,000**	**11,700**
60.08.25.122	**FICA**		**38,500**	**6,200**
60.08.25.123	**MEDICARE**		**9,000**	**1,500**
60.08.25.127	**LONGEVITY**		**3,800**	**-**
60.08.25.128	**STIPEND**		**-**	**600**
60.08.25.134	**WELLNESS INCENTIVE**		**-**	**400**
	TOTAL SALARIES		**865,000**	**153,100**
SERIES 2019 BONDS				
60.08.40.406	**BUILDINGS AND SYSTEMS**		1,800,000	1,800,000
	PW Site Facility & Site Improvements Phase II			
60.08.40.409	**INFRASTRUCTURE**		8,400,000	8,400,000
	TOTAL 2019 BOND		**10,200,000**	**10,200,000**
	TOTAL PUBLIC WORKS WATER & SEWER FUND		**23,626,200**	**25,099,600**

2020-2021 Expense History Report - Budget Worksheet Report

Budget Year 2021

G/L Account	Account Description	2016 Actual Amount	2017 Actual Amount	2018 Actual Amount	2019 Actual Amount	2020 Estimated Amount	2020 Adopted Budget	2021 Adopted
Fund	**60 - Water and Sewer Fund**							
Department	**08 - Public Works**							
Cost Center	**01 - Administration**							
Contractual								
60.08.01.202	Training and Conferences	674.00	906.96	947.26	677.96	1,000.00	1,000.00	3,000.00
60.08.01.210	Communications	957.02	578.93	443.08	474.88	500.00	2,000.00	1,000.00
60.08.01.283	Plan Reviews	557,055.50	544,464.37	612,713.29	583,524.63	517,300.00	400,000.00	500,000.00
60.08.01.292	Engineering Services	120,342.03	185,479.97	177,520.39	124,715.37	150,000.00	100,000.00	150,000.00
60.08.01.299	Other Contractual Services	14,198.51	15,177.75	13,119.64	19,188.30	27,300.00	25,000.00	30,000.00
	Contractual Totals	$693,227.06	$746,607.98	$804,743.66	$728,581.14	$696,100.00	$528,000.00	$684,000.00
Commodities								
60.08.01.301	Dues	184.00	460.84	431.00	326.00	500.00	500.00	500.00
60.08.01.317	Office Supplies	4,828.33	5,617.01	1,768.23	4,321.88	5,700.00	6,000.00	6,000.00
60.08.01.330	Miscellaneous Charges	355.79	559.46	666.94	79.95	1,000.00	1,000.00	1,000.00
60.08.01.399	Operating/Other Supplies	2,897.78	2,646.51	2,403.14	3,606.51	3,700.00	5,000.00	5,000.00
	Commodities Totals	$8,265.90	$9,283.82	$5,269.31	$8,334.34	$10,900.00	$12,500.00	$12,500.00
Fixed Assets								
60.08.01.402	Non-Capital Outlay	.00	9,323.00	.00	.00	61,000.00	61,000.00	52,000.00
60.08.01.407	Improvements	79,165.03	4,883.20	4,395.00	6,785.00	10,000.00	10,000.00	10,000.00
	Fixed Assets Totals	$79,165.03	$14,206.20	$4,395.00	$6,785.00	$71,000.00	$71,000.00	$62,000.00
Other								
60.08.01.693	Depreciation Expense	4,635,469.00	3,866,171.00	3,907,478.00	3,939,833.00	.00	.00	.00
	Other Totals	$4,635,469.00	$3,866,171.00	$3,907,478.00	$3,939,833.00	$0.00	$0.00	$0.00
	Cost Center **01 - Administration** Totals	$5,416,126.99	$4,636,269.00	$4,721,885.97	$4,683,533.48	$778,000.00	$611,500.00	$758,500.00
Cost Center	**23 - Sewage Treatment**							
Salaries								
60.08.23.101	Salaries Full Time	562,903.27	671,257.85	669,126.29	537,408.66	610,000.00	654,100.00	697,700.00
60.08.23.106	Salaries - Overtime	104,454.90	121,206.81	116,216.70	174,947.34	120,000.00	120,000.00	120,000.00
60.08.23.108	Salaries - Temporary	18,457.22	10,192.35	7,650.00	2,780.40	.00	10,000.00	10,000.00
60.08.23.111	Group Insurance	120,647.01	122,055.12	138,513.40	117,870.24	132,000.00	156,000.00	146,700.00
60.08.23.121	IMRF	75,632.21	92,289.21	98,611.96	82,351.19	75,800.00	71,100.00	97,000.00
60.08.23.122	FICA	40,349.88	47,525.89	51,542.71	45,769.23	44,200.00	49,100.00	51,700.00
60.08.23.123	Medicare	9,436.65	11,370.82	12,054.35	10,704.11	10,400.00	11,500.00	12,100.00
60.08.23.127	Longevity	3,100.00	4,100.00	5,000.00	5,200.00	4,400.00	5,500.00	5,700.00
60.08.23.133	Health Insurance Incentive	.00	2,656.25	3,593.75	625.00	.00	.00	.00
60.08.23.134	Wellness Incentive	.00	1,080.00	960.00	840.00	1,100.00	1,000.00	.00

2020-2021 Expense History Report - Budget Worksheet Report

Budget Year 2021

G/L Account	Account Description	2016 Actual Amount	2017 Actual Amount	2018 Actual Amount	2019 Actual Amount	2020 Estimated Amount	2020 Adopted Budget	2021 Adopted
Fund	**60 - Water and Sewer Fund**							
Department	**08 - Public Works**							
Cost Center	**23 - Sewage Treatment**							
Salaries								
	Salaries Totals	$934,981.14	$1,083,734.30	$1,103,269.16	$978,496.17	$997,900.00	$1,078,300.00	$1,140,900.00
Contractual								
60.08.23.202	Training and Conferences	1,844.36	3,815.78	3,093.03	3,734.28	3,900.00	5,000.00	4,000.00
60.08.23.208	NYPDES Permit Fee	32,500.00	32,500.00	35,000.00	32,500.00	32,500.00	35,000.00	35,000.00
60.08.23.210	Communications	10,330.54	11,451.46	9,618.42	14,602.88	12,500.00	11,000.00	15,000.00
60.08.23.215	Uniforms	4,382.49	6,254.01	6,715.95	8,739.12	8,000.00	8,000.00	8,000.00
60.08.23.219	Utility - Electric	467,337.87	476,228.42	469,974.29	467,484.73	475,000.00	500,000.00	480,000.00
60.08.23.220	Utility - Gas	10,119.25	7,960.23	8,597.96	12,845.47	12,200.00	10,000.00	12,000.00
60.08.23.265	Maint. of Mobile Equipment	1,728.92	1,517.21	1,471.08	3,522.90	4,000.00	5,000.00	5,000.00
60.08.23.266	Maintenance Equipment	182,392.35	157,346.01	313,254.32	262,899.86	340,000.00	200,000.00	300,000.00
60.08.23.277	Building Maintenance Serv.	9,020.66	7,295.55	2,598.00	5,627.69	5,000.00	5,000.00	7,500.00
60.08.23.292	Engineering Services	188,974.98	290,258.25	407,215.75	400,113.29	335,000.00	350,000.00	325,000.00
60.08.23.293	Laboratory Testing	37,929.32	19,156.89	15,253.00	12,691.33	49,000.00	74,000.00	50,000.00
60.08.23.299	Other Contractual Services	317,857.52	278,957.71	281,824.91	346,104.50	300,000.00	275,000.00	300,000.00
	Contractual Totals	$1,264,418.26	$1,292,741.52	$1,554,616.71	$1,570,866.05	$1,577,100.00	$1,478,000.00	$1,541,500.00
Commodities								
60.08.23.301	Dues	.00	.00	.00	250.00	.00	.00	.00
60.08.23.317	Office Supplies	975.02	2,134.59	2,400.90	1,428.72	1,500.00	2,000.00	2,000.00
60.08.23.322	Hand Tools	3,966.33	1,643.22	2,019.27	534.29	2,000.00	3,000.00	3,000.00
60.08.23.330	Miscellaneous Charges	475.40	899.59	419.20	963.50	1,000.00	2,000.00	1,000.00
60.08.23.399	Operating/Other Supplies	146,581.52	178,672.09	197,312.51	215,778.45	200,000.00	180,000.00	200,000.00
	Commodities Totals	$151,998.27	$183,349.49	$202,151.88	$218,954.96	$204,500.00	$187,000.00	$206,000.00
Fixed Assets								
60.08.23.402	Non-Capital Outlay	66,278.00	23,300.25	59,650.00	.00	345,000.00	395,000.00	.00
60.08.23.408	Furniture, Fixtures & Equipment	.00	.00	.00	.00	151,000.00	151,000.00	.00
60.08.23.409	Infrastructure	.00	.00	.00	.00	300,000.00	300,000.00	.00
60.08.23.410	Vehicles	.00	103.00	.00	.00	.00	.00	.00
	Fixed Assets Totals	$66,278.00	$23,403.25	$59,650.00	$0.00	$796,000.00	$846,000.00	$0.00
	Cost Center **23 - Sewage Treatment** Totals	$2,417,675.67	$2,583,228.56	$2,919,687.75	$2,768,317.18	$3,575,500.00	$3,589,300.00	$2,888,400.00

2020-2021 Expense History Report - Budget Worksheet Report

Budget Year 2021

G/L Account	Account Description	2016 Actual Amount	2017 Actual Amount	2018 Actual Amount	2019 Actual Amount	2020 Estimated Amount	2020 Adopted Budget	2021 Adopted
Fund	**60 - Water and Sewer Fund**							
Department	**08 - Public Works**							
Cost Center	**24 - Sewage Collection**							
Salaries								
60.08.24.101	Salaries Full Time	466,570.85	351,002.90	363,132.60	507,964.10	415,000.00	419,800.00	334,200.00
60.08.24.106	Salaries - Overtime	109,919.13	57,171.70	61,868.36	102,222.57	100,000.00	100,000.00	90,000.00
60.08.24.108	Salaries - Temporary	13,858.00	8,544.90	.00	.00	.00	.00	.00
60.08.24.111	Group Insurance	101,611.44	81,013.80	94,073.11	115,731.70	158,000.00	121,600.00	85,700.00
60.08.24.121	IMRF	69,015.72	49,085.19	52,093.77	59,525.58	60,900.00	60,800.00	50,200.00
60.08.24.122	FICA	36,592.06	26,048.61	26,977.81	33,223.49	35,400.00	35,600.00	26,400.00
60.08.24.123	Medicare	8,557.85	6,092.02	6,309.30	7,770.04	8,300.00	8,400.00	6,200.00
60.08.24.127	Longevity	3,700.00	2,600.00	3,200.00	3,400.00	3,100.00	2,300.00	1,300.00
60.08.24.133	Health Insurance Incentive	1,250.00	3,000.00	3,000.00	750.00	800.00	300.00	300.00
60.08.24.134	Wellness Incentive	600.00	720.00	480.00	720.00	1,400.00	800.00	.00
	Salaries Totals	$811,675.05	$585,279.12	$611,134.95	$831,307.48	$782,900.00	$749,600.00	$594,300.00
Contractual								
60.08.24.202	Training and Conferences	2,900.12	2,377.20	1,433.12	1,894.16	2,200.00	3,000.00	3,000.00
60.08.24.210	Communications	11,965.32	14,200.46	17,054.17	14,029.99	11,200.00	15,000.00	15,000.00
60.08.24.215	Uniforms	4,876.01	5,297.72	5,366.76	6,247.74	6,500.00	7,000.00	7,000.00
60.08.24.219	Utility - Electric	87,694.78	75,073.89	94,516.13	92,234.48	112,000.00	90,000.00	112,000.00
60.08.24.265	Maint. of Mobile Equipment	5,309.34	3,315.09	14,172.52	4,087.74	7,500.00	8,000.00	8,000.00
60.08.24.266	Maintenance Equipment	71,998.91	87,163.88	183,636.67	102,255.64	125,000.00	80,000.00	125,000.00
60.08.24.277	Building Maintenance Serv.	7,442.90	365.55	919.71	323.01	1,000.00	1,000.00	1,000.00
60.08.24.292	Engineering Services	40,155.25	26,411.29	7,318.25	35,720.25	75,000.00	75,000.00	75,000.00
60.08.24.299	Other Contractual Services	13,046.22	33,506.40	40,138.21	29,208.38	75,000.00	75,000.00	75,000.00
	Contractual Totals	$245,388.85	$247,711.48	$364,555.54	$286,001.39	$415,400.00	$354,000.00	$421,000.00
Commodities								
60.08.24.317	Office Supplies	534.71	482.31	79.46	541.43	500.00	1,000.00	1,000.00
60.08.24.322	Hand Tools	2,548.74	844.95	1,281.21	1,963.65	1,700.00	2,000.00	2,000.00
60.08.24.324	Restoration	2,008.78	508.80	.00	.00	700.00	3,000.00	2,000.00
60.08.24.330	Miscellaneous Charges	953.83	1,468.66	1,998.99	1,787.62	1,600.00	2,000.00	2,000.00
60.08.24.399	Operating/Other Supplies	23,327.83	20,762.67	17,239.32	11,294.74	30,000.00	55,000.00	40,000.00
	Commodities Totals	$29,373.89	$24,067.39	$20,598.98	$15,587.44	$34,500.00	$63,000.00	$47,000.00
Fixed Assets								
60.08.24.401	Capital Outlay	.00	(.25)	.00	.00	.00	.00	.00

2020-2021 Expense History Report - Budget Worksheet Report

Budget Year 2021

G/L Account	Account Description	2016 Actual Amount	2017 Actual Amount	2018 Actual Amount	2019 Actual Amount	2020 Estimated Amount	2020 Adopted Budget	2021 Adopted
Fund	**60 - Water and Sewer Fund**							
Department	**08 - Public Works**							
Cost Center	**24 - Sewage Collection**							
Fixed Assets								
60.08.24.406	Buildings & Systems	83,865.50	9,843.00	73,575.00	.00	.00	.00	.00
60.08.24.408	Furniture, Fixtures & Equipment	.00	.00	15,954.00	.00	200,000.00	200,000.00	95,000.00
60.08.24.409	Infrastructure	33,165.86	416,628.30	80,522.65	96,051.46	250,000.00	250,000.00	270,000.00
60.08.24.410	Vehicles	.00	6,506.00	.00	.00	875,000.00	875,000.00	.00
	Fixed Assets Totals	$117,031.36	$432,977.05	$170,051.65	$96,051.46	$1,325,000.00	$1,325,000.00	$365,000.00
	Cost Center **24 - Sewage Collection** Totals	$1,203,469.15	$1,290,035.04	$1,166,341.12	$1,228,947.77	$2,557,800.00	$2,491,600.00	$1,427,300.00
	Department **08 - Public Works** Totals	$9,037,271.81	$8,509,532.60	$8,807,914.84	$8,680,798.43	$6,911,300.00	$6,692,400.00	$5,074,200.00
	Fund **60 - Water and Sewer Fund** Totals	$9,037,271.81	$8,509,532.60	$8,807,914.84	$8,680,798.43	$6,911,300.00	$6,692,400.00	$5,074,200.00
	Net Grand Totals	$9,037,271.81	$8,509,532.60	$8,807,914.84	$8,680,798.43	$6,911,300.00	$6,692,400.00	$5,074,200.00

POLICE PENSION FUND 70

COST CENTER NARRATIVE

FUND: POLICE PENSION FUND

DEPARTMENT: FINANCE DEPARTMENT

COST CENTER: ADMINISTRATION

PROGRAM DESCRIPTION:

The Police Pension Fund accounts for the activities of the Romeoville Police Pension Plan. Pension benefits are defined by state statute and administered by the Romeoville Police Pension Board. Activities include the distribution of benefits, actuarial studies to determine the proper tax levy, annual financial and member reporting to the Illinois Department of Insurance, payment of IDOI filing fees and pension fund administration. Currently there are twenty-nine Police Pension Fund Beneficiaries.

OBJECTIVES:
CURRENT FISCAL YEAR:

LONG TERM:

BUDGET HIGHLIGHT:

Reserve for Benefits is $3,099,900

POLICE PENSION FUND

		Budget Request	Original Request
SALARIES			
70.02.02.120	**PENSION PAYMENTS**	**2,350,000**	**2,350,000**
	TOTAL CONTRACTUAL	**2,350,000**	**2,350,000**
CONTRACTUAL			
70.02.02.233	**INVESTMENT EXPENSE**	370,000	370,000
70.02.02.299	**OTHER CONTRACTUAL SERVICES**	**70,000**	**70,000**
	TOTAL CONTRACTUAL	**440,000**	**440,000**
RESERVES			
70.02.02.673	**RESERVE FOR BENEFITS**	**3,099,900**	**3,099,900**
	TOTAL RESERVES	**3,099,900**	**3,099,900**
	TOTAL POLICE PENSION	**5,889,900**	**5,889,900**

2020-2021 Expense History Report - Budget Worksheet Report

Budget Year 2021

G/L Account	Account Description	2016 Actual Amount	2017 Actual Amount	2018 Actual Amount	2019 Actual Amount	2020 Estimated Amount	2020 Adopted Budget	2021 Adopted
Fund **70 - Police Pension Fund**								
Department **02 - Administration**								
Cost Center **02 - Operations**								
Salaries								
70.02.02.120	Pension Payment	1,765,113.95	1,871,137.65	1,977,617.47	1,950,870.20	2,011,800.00	2,140,000.00	2,350,000.00
70.02.02.125	Refunds	.00	93,645.48	17,945.68	.00	.00	.00	.00
	Salaries Totals	$1,765,113.95	$1,964,783.13	$1,995,563.15	$1,950,870.20	$2,011,800.00	$2,140,000.00	$2,350,000.00
Contractual								
70.02.02.233	Investment Expense	282,825.39	347,319.76	345,693.73	342,690.57	360,000.00	395,000.00	370,000.00
70.02.02.299	Other Contractual Services	15,909.06	18,586.89	49,215.61	49,344.04	66,100.00	65,000.00	70,000.00
	Contractual Totals	$298,734.45	$365,906.65	$394,909.34	$392,034.61	$426,100.00	$460,000.00	$440,000.00
Other								
70.02.02.673	Reserve for Benefits	.00	.00	.00	.00	.00	3,000,000.00	3,099,900.00
	Other Totals	$0.00	$0.00	$0.00	$0.00	$0.00	$3,000,000.00	$3,099,900.00
	Cost Center **02 - Operations** Totals	$2,063,848.40	$2,330,689.78	$2,390,472.49	$2,342,904.81	$2,437,900.00	$5,600,000.00	$5,889,900.00
	Department **02 - Administration** Totals	$2,063,848.40	$2,330,689.78	$2,390,472.49	$2,342,904.81	$2,437,900.00	$5,600,000.00	$5,889,900.00
	Fund **70 - Police Pension Fund** Totals	$2,063,848.40	$2,330,689.78	$2,390,472.49	$2,342,904.81	$2,437,900.00	$5,600,000.00	$5,889,900.00

FIRE PENSION FUND 71

COST CENTER NARRATIVE

FUND: FIRE PENSION FUND

DEPARTMENT: FINANCE DEPARTMENT

COST CENTER: ADMINISTRATION

PROGRAM DESCRIPTION:

The Fire Pension Fund accounts for the activities of the Romeoville Fire Pension Plan. Pension benefits are defined by state statute and administered by the Romeoville Fire Pension Board. The Village assists with the day-to-day administration of the plan. Activities include the distribution of benefits, actuarial studies to determine the proper tax levy, annual financial and member reporting to the Illinois Department of Insurance, payment of IDOI filing fees and pension fund administration. Currently there are six Fire Pension Fund Beneficiaries.

OBJECTIVES:
CURRENT FISCAL YEAR:

LONG TERM:

BUDGET HIGHLIGHT:

Benefits Reserve of $649,800

FIRE PENSION FUND

		Budget Request	Original Request
SALARIES			
71.02.02.120	**PENSION PAYMENTS**	**450,000**	**450,000**
CONTRACTUAL			
71.02.02.211	**LEGAL FEES**	**10,000**	**10,000**
71.02.02.233	**Investment Expense**	**45,000**	**45,000**
	TOTAL CONTRACTUAL	**55,000**	**55,000**
COMMODITIES			
71.02.02.330	**MISCELLANEOUS CHARGES**	**15,000**	**15,000**
	TOTAL COMMODITIES	**15,000**	**15,000**
RESERVES			
71.02.02.673	**RESERVES FOR BENEFITS**	**649,800**	**649,800**
	TOTAL RESERVES	**649,800**	**649,800**
	TOTAL FIRE PENSION	**1,169,800**	**1,169,800**

2020-2021 Expense History Report - Budget Worksheet Report

Budget Year 2021

G/L Account	Account Description	2016 Actual Amount	2017 Actual Amount	2018 Actual Amount	2019 Actual Amount	2020 Estimated Amount	2020 Adopted Budget	2021 Adopted
Fund **71 - Fire Pension Fund**								
Department **02 - Administration**								
Cost Center **02 - Operations**								
Salaries								
71.02.02.120	Pension Payment	179,883.30	267,366.97	295,553.88	303,584.40	418,000.00	350,000.00	450,000.00
71.02.02.125	Refunds	.00	9,705.73	.00	.00	.00	.00	.00
	Salaries Totals	$179,883.30	$277,072.70	$295,553.88	$303,584.40	$418,000.00	$350,000.00	$450,000.00
Contractual								
71.02.02.211	Legal Services	6,027.00	1,513.00	3,615.00	3,990.00	45,000.00	10,000.00	10,000.00
71.02.02.233	Investment Expense	30,735.00	34,289.00	36,857.00	38,983.00	43,000.00	40,000.00	45,000.00
	Contractual Totals	$36,762.00	$35,802.00	$40,472.00	$42,973.00	$88,000.00	$50,000.00	$55,000.00
Commodities								
71.02.02.330	Miscellaneous Charges	4,405.86	5,501.69	6,380.51	7,454.89	12,000.00	10,000.00	15,000.00
	Commodities Totals	$4,405.86	$5,501.69	$6,380.51	$7,454.89	$12,000.00	$10,000.00	$15,000.00
Other								
71.02.02.673	Reserve for Benefits	.00	.00	.00	.00	.00	680,000.00	649,800.00
	Other Totals	$0.00	$0.00	$0.00	$0.00	$0.00	$680,000.00	$649,800.00
	Cost Center **02 - Operations** Totals	$221,051.16	$318,376.39	$342,406.39	$354,012.29	$518,000.00	$1,090,000.00	$1,169,800.00
	Department **02 - Administration** Totals	$221,051.16	$318,376.39	$342,406.39	$354,012.29	$518,000.00	$1,090,000.00	$1,169,800.00
	Fund **71 - Fire Pension Fund** Totals	$221,051.16	$318,376.39	$342,406.39	$354,012.29	$518,000.00	$1,090,000.00	$1,169,800.00
	Net Grand Totals	$2,284,899.56	$2,649,066.17	$2,732,878.88	$2,696,917.10	$2,955,900.00	$6,690,000.00	$7,059,700.00